




Nora Eccles Harrison Museum of Art  
at Utah State University presents:

## How We Create Art



NORA ECCLES HARRISON  
MUSEUM OF ART



UtahStateUniversity®

# Creating Art

There are so many different ways to create art!

Artists love to **surprise** you and show you how to look at things in a new way by creating art out of almost anything.

We are going to **explore** artwork from NEHMA's collection to discover the **materials and tools** artists use to create different kinds of art.

Looking at this sculpture, what **surprises** you about it? What did the artist use to make it?

What do you **like** about it? What **shapes** and **colors** do you see?



Arlo Acton, *Moon Shot*, 1965  
Assemblage of wood, rubber, metal and paint, 64 x 44 in.  
Gift of the Marie Eccles Caine Foundation

# Painting


Many artists create paintings, but these two artworks were made using different kinds of paint: **watercolors and oil paints**.

Which one do you like best? Why?

What is the **same** in these two paintings? What is **different**? Can you see **blended** colors? Can you see **texture** in either painting?

What kind of **tools** do you think the artists used to create these paintings?

**These artists used:** canvas, paints (oil and watercolor) and different kinds of paintbrushes.



Raymond Jonson, *Watercolor #10*, 1938  
Watercolor on paper, 33.25 x 31.25 x 2.125 in.  
Gift of the Marie Eccles Caine Foundation



Sonia Gechtoff, *Icon*, 1960  
Oil on canvas, 48.75 x 38.5 in.  
Gift of Marie Eccles Caine Foundation

# Drawing

How do you think these artworks were made?  
These are all **drawings** made with different tools.

**How** are these drawings **different** from each other? How are they the **same**? Which is your **favorite**? Why?


Look at these drawings. Do they **remind** you of anything? What kinds of **shapes** and **patterns** do you see?

What kind of **tools** do you think the artists used to create these paintings?

**These artists used:**  
paper, charcoal,  
colored pencils and  
crayons



Robert Duncan, *A Lisboa (Lisbon)*, 1957  
Crayon on paper, 20.5 x 26.125 in.  
Gift of the Marie Eccles Caine Foundation



Paul Hambleton Landacre, *Downpour*, 1928  
Charcoal on paper, 7 x 8.5 in.  
Museum Purchase with the Charter Member Endowment Fund



Karl Ackerman, *Untitled*, 1994  
Colored pencil on paper, 6.875 x 10.25 in.  
Gift of the artist

# Mixed Media

Many artists use **more than one** art tool to create their artwork.

They use many **different materials** to create something new.

Look at these artworks and see **how many** different objects and materials you can find!

What **objects and tools** could you use to create mixed media art?



Michael C. McMillen, *Luna Park*, 1993  
Assemblage of found wood and metal objects with  
framed print  
52 x 31 x 10.5 in.  
Gift of the Kathryn C. Wanlass Foundation



Ben Talbert, *The Ace*, 1963  
Assemblage of artist's easel, bicycle wheel, airplane  
wings, dolls, collage and photographs  
96 x 50 x 38 in.  
Gift of the Marie Eccles Caine Foundation

# Art Challenge

You **explored** some paintings, drawings and mixed media artworks from NEHMA's collection.

Now it's time for you to **create** some art of your own! What kind of art will you make? **You can make any kind art you like.**

Try as many different kinds of **art tools and materials** as you can to create different kinds of art.

Take pictures of you art to **share** with friends and family!


**Art Tools and Materials:** paper, pencils, markers, crayons, paint, clay, fabric, felt, glue, tape, scissors, beads, yarn, string, ribbon, recycled materials (cereal boxes, cardboard tubes, plastic cups and tubs, magazines, newspapers, etc.)



Henrietta Shore, *Two Worlds*, c.1921  
Gift of Oil on canvas, 33.5 x 29.5 in.  
the Marie Eccles Caine Foundation



NORA ECCLES HARRISON  
MUSEUM OF ART



UtahStateUniversity®

# Thanks for joining us!

Check out more  
amazing art from  
NEHMA's collection  
online at:

[collection.artmuseum.usu.edu](http://collection.artmuseum.usu.edu)

# Common Core

## Fine Arts

### Kindergarten

**Standard K.V.CR.1:** Engage in self-directed exploration and imaginative play with art materials, and engage collaboratively in creative art-making in response to an artistic problem.

**Standard K.V.CR.2:** Build skills in various media and approaches to art-making; use art materials, tools, and equipment in a safe way; and create art that communicates a story about a natural or constructed environment.

**Standard K.V.CR.3:** Share and talk about the artwork and the process of making art while creating.

**Standard K.V.R.2:** Identify subject matter and describe relevant details.

**Standard K.V.R.3:** Explain reasons for selecting a preferred art work

### 1st Grade

**Standard 1.V.CR.2:** Explore the use of materials and tools to create works of art or design; demonstrate use of art materials, tools, and equipment in a safe way; and identify and classify uses of everyday objects through drawings, diagrams, sculptures, or other visual means.

**Standard 1.V.CR.3:** Use art vocabulary to describe choices while creating art.

**Standard 1.V.R.1:** Select and describe works of art that illustrate daily life experiences of one's self and others, and compare images that represent the same subject.

**Standard 1.V.R.2:** Categorize subject matter and identify the characteristics of form.

**Standard 1.V.R.3:** Classify artwork based on different reasons for preferences.

### 2nd Grade

**Standard 2.V.CR.2:** Experiment with various materials and tools to explore personal interest in a work of art or design.

**Standard 2.V.P.1:** Categorize artwork based on a theme or concept for an exhibit.

**Standard 2.V.P.2:** Distinguish between different materials or artistic techniques for preparing artwork for presentation.

**Standard 2.V.R.1:** Perceive and describe aesthetic characteristics of one's natural world and constructed environments, and categorize images based on expressive properties.

**Standard 2.V.R.2:** Identify the mood suggested by a work of art and describe relevant subject matter and characteristics of form.

**Standard 2.V.CO.1:** Create works of art about events in home, school, or community life.

**Standard 2.V.CO.2:** Compare and contrast cultural uses of artwork from different times and places.