











## 2021 Final Election Results



| <b>President</b> |   |             |        |
|------------------|---|-------------|--------|
|                  |   | Main Campus | %      |
| Erik Fogth       |  | 1937        | 45.74% |
| Lucas Stevens    |  | 2248        | 53.08% |
| Other            |   | 50          | 1.18%  |
| Total Votes      |   | 4235        |        |



| <b>Executive Vice President</b> |   |             |        |
|---------------------------------|---|-------------|--------|
|                                 |   | Total Votes | %      |
| Porter Casdorph                 |   | 2335        | 58.91% |
| Chase Harward                   |  | 1567        | 39.53% |
| Other                           |   | 62          | 1.56%  |
| Total Votes                     |   | 3964        |        |

| <b>Student Advocate Vice President</b> |   |             |        |
|--|---|-------------|--------|
|  |   | Total Votes | %      |
| Joseph Blanchard                       |  | 1856        | 46.82% |
| Ethan Conlee                           |  | 2045        | 51.59% |
| Other                                  |   | 63          | 1.59%  |
| Total Votes                            |   | 3964        |        |

| <b><i>Athletics &amp; Campus Recreation Vice President</i></b> |   |                    |          |
|--|---|--------------------|----------|
|  |   | <b>Total Votes</b> | <b>%</b> |
| Jordan Kerr  |  | 1324               | 33.40%   |
| Taylor Sampson   |  | 2605               | 65.72%   |
| Other  |   | 35                 | 0.88%    |
| <b>Total Votes</b>   |   | <b>3964</b>        |          |



| <b><i>Student Events Vice President</i></b> |  |                    |          |
|---|--|--------------------|----------|
|   |  | <b>Total Votes</b> | <b>%</b> |
| Logan Hill                                  |   | 1500               | 37.84%   |
| Alexis Needleman                            |  | 2419               | 61.02%   |
| Other                                       |  | 45                 | 1.14%    |
| <b>Total Votes</b>                          |  | <b>3964</b>        |          |


| <b><i>Organizations &amp; Campus Diversity Vice President</i></b> |   |                    |          |
|---|---|--------------------|----------|
|   |   | <b>Total Votes</b> | <b>%</b> |
| Emilee Harmon   |  | 2324               | 58.63%   |
| Kayleen Lam   |  | 1564               | 39.46%   |
| Other   |   | 76                 | 1.92%    |
| <b>Total Votes</b>  |   | <b>3964</b>        |          |



| <b>Graduate Studies Senator</b> |   |             |        |
|---------------------------------|---|-------------|--------|
|                                 |   | Total Votes | %      |
| Niyonta Chowderhury-Magana      |  | 122         | 51.26% |
| Christina Morrisett             |  | 112         | 47.06% |
| Other                           |   | 4           | 1.68%  |
| Total Votes                     |   | 238         |        |



| <b>USUSA Systemwide Constitution</b> |             |     |  |
|--------------------------------------|-------------|-----|--|
|                                      | Total Votes | %   |  |
| Yes                                  | 3049        | 72% |  |
| No                                   | 1186        | 28% |  |
| Total Votes                          | 4235        |     |  |


## 2021 Final Election Results


| <i>College of Agriculture &amp; Applied Sciences Senator</i> |   |       |        |
|--|---|-------|--------|
|  |   | Votes | %      |
| Caden Cox  |  | 254   | 54.51% |
| Jacob Major  |  | 208   | 44.64% |
| Other  |   | 4     | 0.86%  |
| Total Votes  |   | 466   |        |


| <i>Caine College of the Arts Senator</i> |  |       |        |
|--|--|-------|--------|
|  |  | Votes | %      |
| Sophia Lesser<br>Thorngren               |  | 174   | 99.43% |
| Other                                    |  | 1     | 0.57%  |
| Total Votes                              |  | 175   |        |

| <i>Jon M. Hunstman School of Business Senator</i> |   |       |        |
|---|---|-------|--------|
|   |   | Votes | %      |
| Caleb Smith                                       |  | 253   | 35.89% |
| Drew Thorngren                                    |  | 444   | 62.98% |
| Other   |   | 8     | 1.13%  |
| Total Votes                                       |   | 705   |        |



| <b>College of Humanities and Social Sciences Senator</b> |   |       |        |
|--|---|-------|--------|
|  |   | Votes | %      |
| Maddie Alder   |  | 310   | 47.91% |
| Celeste Rodriguez  |  | 333   | 51.47% |
| Other  |   | 4     | 0.62%  |
| Total Votes  |   | 647   |        |

| <b>Emma Eccles Jones College of Education and Human Services Senator</b> |   |       |        |
|--|---|-------|--------|
|  |   | Votes | %      |
| Chloe Christopher  |  | 897   | 98.90% |
| Other  |   | 10    | 1.10%  |
| Total Votes  |   | 907   |        |



| <b>College of Engineering Senator</b> |   |       |        |
|---------------------------------------|---|-------|--------|
|                                       |   | Votes | %      |
| Britney Dikwa-Nkrumah                 |  | 447   | 97.60% |
| Other                                 |   | 11    | 2.40%  |
| Total Votes                           |   | 458   |        |


| <b>S.J. &amp; Jessie E. Quinney College of Natural Resources Senator</b> |   |       |        |
|--|---|-------|--------|
|  |   | Votes | %      |
| Meridian Wappett   |  | 95    | 98.96% |
| Other  |   | 1     | 1.04%  |
| Total Votes  |   | 96    |        |


**College of Science Senator**



|                  |   | Votes | %      |
|------------------|---|-------|--------|
| Kendall Morrison |  | 231   | 47.05% |
| Jonathan Mousley |  | 251   | 51.12% |
| Other            |   | 9     | 1.83%  |
| Total Votes      |   | 491   |        |


## 2021 Statewide Campus Final Election Results

| <b>Statewide President</b> |   |            |        |
|----------------------------|---|------------|--------|
|                            |   | # of Votes | %      |
| <b>Braxton Evans</b>       |  | 135        | 49.82% |
| <b>Kelsey Joff</b>         |  | 134        | 49.45% |
| <b>Other</b>               |   | 2          | 0.74%  |
|                            | <b>Total Votes</b>  | <b>271</b> |        |



| <b>Blanding VP</b>   |   |            |         |
|----------------------|---|------------|---------|
|                      |   | # of Votes | %       |
| <b>Quandinna Beg</b> |  | 20         | 100.00% |
| <b>Other</b>         |   | 0          | 0.00%   |
|                      | <b>Total Votes</b>  | <b>20</b>  |         |


| <b>Moab Executive VP</b> |   |            |         |
|--------------------------|---|------------|---------|
|                          |   | # of Votes | %       |
| <b>Becky Hichcliff</b>   |  | 11         | 100.00% |
| <b>Other</b>             |   | 0          | 0.00%   |
|                          | <b>Total Votes</b>  | <b>11</b>  |         |


| <b>Southwest Executive VP</b> |   |            |        |
|-------------------------------|---|------------|--------|
|                               |   | # of Votes | %      |
| <b>Sherri Callister</b>       |  | 11         | 78.57% |
| <b>Alyse Lewis</b>            |  | 3          | 21.43% |
| <b>Other</b>                  |   | 0          | 0.00%  |
| <b>Total Votes</b>            |   | 14         |        |

| <b>Tooele Executive VP</b> |   |            |         |
|----------------------------|---|------------|---------|
|                            |   | # of Votes | %       |
| <b>Julie Andrews</b>       |  | 22         | 100.00% |
| <b>Other</b>               |   |            | 0.00%   |
| <b>Total Votes</b>         |   | 22         |         |



| <b>Uintah Basin Executive VP</b> |   |            |        |
|----------------------------------|---|------------|--------|
|                                  |   | # of Votes | %      |
| Lindsay Cook                     |  | 37         | 55.22% |
| Veronica Mendez                  |  | 29         | 43.28% |
| Other                            |   | 1          | 1.49%  |
| Total Votes                      |   | 67         |        |

| <b>Wasatch Executive VP</b> |  |            |         |
|-----------------------------|--|------------|---------|
|                             |  | # of Votes | %       |
| Natoya Chung                |  | 43         | 100.00% |
| Other                       |  | 0          | 0.00%   |
| Total Votes                 |  | 43         |         |

| <b>Brigham City Executive VP</b> |   |            |        |
|----------------------------------|---|------------|--------|
|                                  |   | # of Votes | %      |
| Barbara Swenson                  |  | 62         | 98.41% |
| Other                            |   | 1          | 1.59%  |
| Total Votes                      |   | 63         |        |