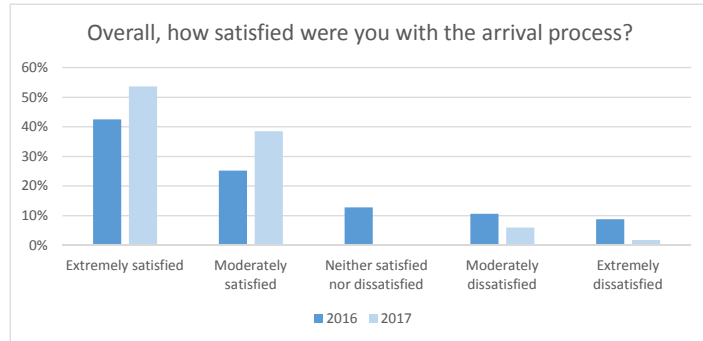


## International Orientation Comparison 2016 and 2017

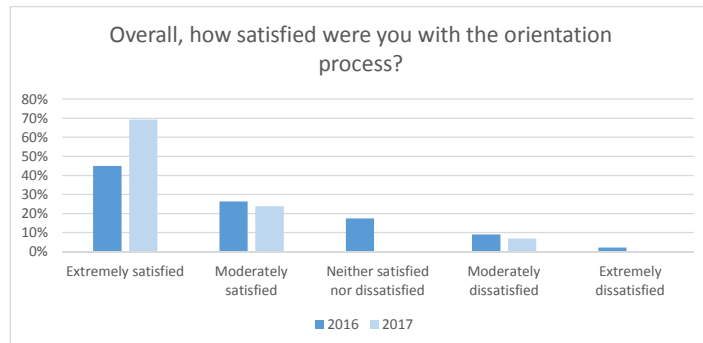
Overall, how satisfied were you with the arrival process?

	2016	2017
Extremely satisfied	42%	54%
Moderately satisfied	25%	39%
Neither satisfied nor dissatisfied	13%	0%
Moderately dissatisfied	11%	6%
Extremely dissatisfied	9%	2%
	226	166



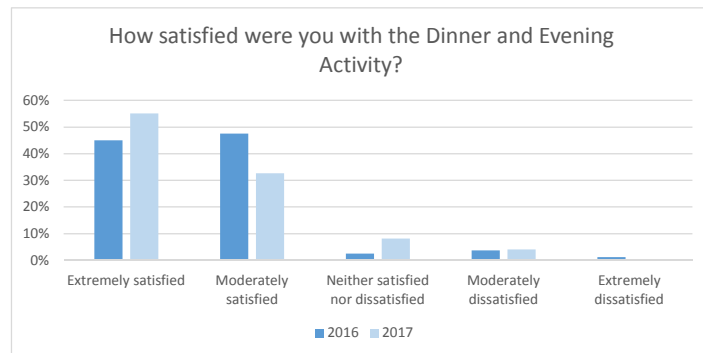
Overall, how satisfied were you with the orientation process?

	2016	2017
Extremely satisfied	45%	69%
Moderately satisfied	26%	24%
Neither satisfied nor dissatisfied	17%	0%
Moderately dissatisfied	9%	7%
Extremely dissatisfied	2%	0%
	322	247



How satisfied were you with the Dinner and Evening Activity?

	2016	2017
Extremely satisfied	45%	55%
Moderately satisfied	48%	33%
Neither satisfied nor dissatisfied	3%	8%
Moderately dissatisfied	4%	4%
Extremely dissatisfied	1%	0%
	80	49



How satisfied were you with Day 2 of the International Orientation?

	2016	2017
Extremely satisfied	46%	48%
Moderately satisfied	40%	43%
Neither satisfied nor dissatisfied	7%	7%
Moderately dissatisfied	5%	1%
Extremely dissatisfied	2%	1%
	83	89

