

**AGENDA**  
**REGULAR MEETING OF THE**  
**UTAH STATE UNIVERSITY BOARD OF TRUSTEES**  
**Utah State University – USU Eastern Campus, Price**

**October 30, 2015**

**October 30, Friday**

---

- 8:30 – 9:30 am** Continental Breakfast, Alumni Room, Jennifer Leavitt Student Center (JLSC)
- 9:00 – 10:00 am** Executive Session, Executive Board Room, JLSC
- 10:00 – 11:30 am** Regular Meeting, Alumni Room, JLSC
- Introductory Items
  - Chair’s Report
  - President’s Report
  - Consent Agenda
  - Action Agenda
- 11:30 am – 12:45 pm** Dedication Luncheon for the Central Instruction Building, Ballroom, JLSC
- 1:00 pm** Central Instruction Building Dedication, Central Instruction Building (*light refreshments*)
- 1:30 – 3:30 pm** Tours of the Central Instruction Building

**CHAIR'S REPORT**  
**October 30, 2015**

A. Action Item

1. Oath of Office for Karen H. Huntsman
2. Oath of Office for Lane L. Thomas
3. Election of Chair and Vice Chair
4. Election of Executive Committee
5. Proposed Schedule of meetings for 2016-2017

B. Information Items

1. Committee Assignments
2. Alumni Association Report – Lane L. Thomas
3. USUSA Report
4. Resolution of Appreciation and Commendation to Suzanne Pierce-Moore (presented August 27, 2015)
5. Resolution of Appreciation and Commendation to Stephen F. Noel (presented August 27, 2015)
6. Date of next Board of Trustees Meeting, January 8, 2016 to be held on the USU Campus in Logan, Utah.

**Board of Trustees Meeting Schedule for 2016-2017**  
*PROPOSED SCHEDULE*

<b>Date of Trustees Meeting</b>	<b>Meeting Type</b>
October 30, 2015	Regular Meeting
January 8, 2016	Regular Meeting
March 4, 2016 <sup>1</sup>	Regular Meeting
April 8, 2016 <sup>2</sup>	Telephone Conference Meeting <i>(30 minutes)</i>
May 6, 2016 <sup>3</sup>	Regular Meeting
June 24, 2016	Telephone Conference Meeting
August 19, 2016	Workshop
October 21, 2016	Regular Meeting
January 6, 2017	Regular Meeting
March 3, 2017 <sup>4</sup>	Regular Meeting
April 7, 2017 <sup>5</sup>	Telephone Conference Meeting <i>(30 minutes)</i>
May 5, 2017 <sup>6</sup>	Regular Meeting

---

<sup>1</sup> Founders Day event that evening

<sup>2</sup> Brief Telephone Conference to approve Promotion and Tenure decisions only; change from previous date of April 1, 2016, due to a conflict with Board of Regents

<sup>3</sup> Commencement, May 6-7, 2016

<sup>4</sup> Founders Day event that evening

<sup>5</sup> Brief Telephone Conference to approve Promotion and Tenure decisions only

<sup>6</sup> Commencement, May 5-6, 2017

RONALD W. JIBSON  
Chair  
SCOTT R. WATTERSON  
Vice Chair  
JODY K BURNETT  
LINDA C. GILLMOR  
MARK K. HOLLAND  
SUSAN D. JOHNSON



UTAH STATE UNIVERSITY  
BOARD OF TRUSTEES

J. SCOTT NIXON  
STEPHEN F. NOEL  
TREVOR SEAN OLSEN  
FRANK PECZUH, JR.  
SUZANNE PIERCE-MOORE  
SYDNEY M. PETERSON  
Secretary

RESOLUTION OF APPRECIATION AND COMMENDATION

TO

*Suzanne Pierce-Moore*

*Suzanne Pierce-Moore, Utah State University has benefitted from your many years of service as a member and Chairman of the Board of Trustees. During your tenure on the Board, you have brought your enthusiasm and love for Utah State University to the deliberations of the Board. Time and again your personal sacrifices to accomplish your Trustee duties demonstrated your allegiance and dedication to your position on the Board and to your alma mater. Yours is an enviable record of dependability.*

*As Chairman, you provided extraordinary leadership and helped move the institution forward. Your leadership and support on several important issues during your time on the Board was exceptional. You served on the special Enrollment Management Committee that developed initiatives to help stabilize enrollments. As a result, Utah State University's enrollment hit an all-time high Fall Semester 2011 after experiencing a significant downturn. Your insight and knowledge of fundraising and development have been invaluable. You have not only been personally generous, but always willing to host events that helped in making important contacts on behalf of the University and bringing to closure important gifts that have contributed to the success of our first comprehensive campaign – "Honoring Tradition, Securing the Future." Your leadership on the public relations and marketing front has led to increased visibility for the University. Utah State University no longer remains the "hidden gem." And your leadership on the Honorary Degrees and Awards Committee has been invaluable. You sought out great "Aggies" and honored them. The nominees you put forward have accomplished great things nationally and internationally.*

*Utah State University is a better institution for the service you have given and the leadership you have provided at an important time in its history. We are indebted to you for your keen sense of public service and for the leadership you have provided. The significant effect of your contributions to the development and direction of this great University will be your legacy to Utah State University and will be forever appreciated by the faculty, students, and administrators who have and will benefit from your service.*

*Your dedication and commitment to the University is unwavering and is evident in the many ways you have given of your time, expertise and financial resources to the USU community. For your many years of service to Utah State University, we extend our sincere appreciation; and we extend best wishes as you continue your involvement in public service. We consider you among our best and dearest friends.*

A blue ink signature of Ronald W. Jibson, written over a horizontal line.

Ronald W. Jibson  
Chair, Board of Trustees

A blue ink signature of Stan L. Albrecht, written over a horizontal line.

Stan L. Albrecht  
President, Utah State University

August 27, 2015

RONALD W. JIBSON  
Chair  
SCOTT R. WATTERSON  
Vice Chair  
JODY K BURNETT  
LINDA C. GILLMOR  
MARK K. HOLLAND  
SUSAN D. JOHNSON



UTAH STATE UNIVERSITY  
BOARD OF TRUSTEES

J. SCOTT NIXON  
STEPHEN F. NOEL  
TREVOR SEAN OLSEN  
FRANK PECZUH, JR.  
SUZANNE PIERCE-MOORE  
  
SYDNEY M. PETERSON  
Secretary

RESOLUTION OF APPRECIATION AND COMMENDATION  
TO  
**Stephen F. Noel**

*Stephen F. Noel, as president of the Utah State University Alumni Association and member of the Board of Trustees, you have made outstanding and important contributions to the progress of Utah State University and the Alumni Association. You come from a long line of Aggie Alumni with parents and grandparents who graduated from Utah State University. You began your service to the USU Alumni Association as a Chapter President, became a member of the Alumni Association Executive Board, followed by a two-year term as President of the Board. In addition to your duties as a member of the Executive Board, you played a critical role in the expansion of the annual Alumni Association golf tournament. You served as the Master of Ceremonies at many Alumni events, including the 2014 Homecoming awards breakfast, the 2015 Alumni Hall of Honor, and the 2015 Young Alumni Campaign Social. You also served as a judge for the 2015 Miss USU Pageant.*

*Your responsible leadership, your commitment, support, and dedication to the Alumni Relations programs have significantly contributed to its success during your tenure. During your term as President you were instrumental in crafting new strategic directions for the Association. Your support and guidance have led to the successful implementation of many important changes. Your representation of alumni in your assignments on the Board of Trustees made you an extremely valuable member of the Board. Your capable leadership and performance have raised the level of involvement of the Alumni Association in meeting the expectations of USU and the Board of Trustees. Your commitment, involvement, and genuine concern for others have provided sound and effective leadership to the Alumni Association.*

*With deep gratitude, the University and your colleagues on the Board of Trustees recognize your effective voluntary service as a member of the Board of Trustees and your excellent leadership in forwarding the mission of Utah State University and its Alumni Association.*

A blue ink signature of Ronald W. Jibson, written over a horizontal line.

Ronald W. Jibson  
Chair, Board of Trustees

A blue ink signature of Stan L. Albrecht, written over a horizontal line.

Stan L. Albrecht  
President, Utah State University

August 27, 2015

# PRESIDENT'S REPORT

October 30, 2015

## A. Information Items

1. Student Resolution of Commendation to Nathaniel Woodward
2. Enrollment Update

## B. Recent Events

1. Board of Trustee/Regents Training Day – Southern Utah University, Cedar City, July 30-31, 2015
2. NCAA Strategic Summit, Board of Directors and Board of Governors Meetings – Indiana, August 3-6, 2015
3. Sunrise Session – Salt Lake City, August 7, 2015
4. Remarks at OC Tanner Lunch with USU Alum – August 11, 2015
5. Remarks at Department Heads Retreat – August 17, 2015
6. President's New Faculty Reception, President's Home – August 18, 2015
7. Regional Campuses and USU Eastern Faculty Banquet, President's Home – August 19, 2015
8. Keynote at Wayne County Opening Institute – Bicknell, Utah, August 24, 2015
9. Remarks at Engineering Building Naming Ceremony – August 25, 2015
10. Welcome at USU Connections – August 26, 2015
11. Welcome remarks for the Football Team – August 27, 2015
12. USU Board of Trustees Workshop – August 28, 2015
13. Council of Presidents – Salt Lake City, September 1, 2015
14. Football - Southern Utah University at USU – September 3, 2015
15. Athletics Hall of Fame Dinner – September 4, 2015
16. Salt Lake Chamber Board of Governors – Salt Lake City, September 8, 2015
17. Football – USU at University of Utah – September 11, 2015
18. Luncheon and Remarks at Nora Eccles Harrison Museum of Art Opening Reception – September 12, 2015
19. Board of Regents – Utah State University, Logan, September 17-18, 2015
20. Football – USU at University of Washington – September 19, 2015
21. Inaugural Professor Lecture, Kynda Curtis, President's Home – September 23, 2015
22. Remarks at Deans Retreat/Working Lunch – September 24, 2015
23. K-16 Alliance Meeting – September 28, 2015
24. Sunrise Session – Salt Lake City, October 2, 2015
25. Homecoming Honoree Dinner, President's Home – October 2, 2015
26. Homecoming Events – October 3, 2015
27. Remarks at Ag Day BBQ – October 3, 2015
28. Football – Colorado State at USU – October 3, 2015
29. Regence BlueCross BlueShield Western Conference – Illinois, October 4-6, 2015

30. Football – USU at Fresno State – October 10, 2015
31. Inaugural Professor Lecture, Nancy Mesner, President’s Home – October 13, 2015
32. USU Foundation Board Meeting – October 16, 2015
33. Old Main Society – October 16, 2015
34. Football – Boise State at USU – October 16, 2015
35. Football – USU at San Diego State – October 23, 2015
36. Salt Lake Chamber Board of Governors – Salt Lake City, October 27, 2015
37. Council of Presidents – Salt Lake City, October 27, 2015
38. NCAA Board of Directors and Board of Governors – Indiana, October 28-29, 2015
39. USU Board of Trustees Regular Meeting at USU Eastern – Price, October 30, 2015
40. Central Instruction Building Dedication, USU Eastern – Price, October 30, 2015
41. Football – University of Wyoming at USU – October 30, 2015

C. Upcoming Events

1. Basketball – Oklahoma Panhandle State at USU – October 31, 2015
2. Inaugural Professor Lecture, Debra Spielmaker, President’s Home – November 3, 2015
3. Remarks at School of Accountancy Luncheon for Quigley/Deloitte Professorship Announcement – November 5, 2015
4. Remarks at Utah Water Research Lab Wrap-up Open House – November 5, 2015
5. Basketball – Cal State Monterey Bay at USU – November 6, 2015
6. Football – USU at New Mexico – November 7, 2015
7. Inaugural Professor Lecture, Dirk Vanderwall, President’s Home – November 9, 2015
8. Salt Lake Chamber Board of Governors – Salt Lake City, November 10, 2015
9. Inaugural Professor Lecture, Xiao Jun Qi, President’s Home – November 11, 2015
10. Board of Regents – Weber State University, Ogden, November 13, 2015
11. Basketball – USU at Weber State – November 13, 2015
12. Football – USU at Air Force – November 14, 2015
13. Association of Public Land-Grant Universities Annual Meeting – Indiana, November 16-17, 2015
14. Basketball – Adams State at USU – November 17, 2015
15. Northwest Commission on Colleges and Universities Executive Committee Meeting – Oregon, November 18, 2015
16. Remarks at Aggie Recreation Center Grand Opening – November 19, 2015
17. Basketball – Union College at USU – November 20, 2015
18. Football – Nevada at USU – November 21, 2015
19. Diwali Festival of Lights – November 21, 2015
20. Basketball – UVU at USU – November 24, 2015
21. Football – BYU at USU – November 28, 2015
22. Basketball – USU at Duke – November 29, 2015
23. Inaugural Professor Lecture, Jennifer Peeples, President’s Home – November 30, 2015

24. Remarks at USU-Brigham City Classroom and Student Services Building Luncheon and Ribbon Cutting – December 1, 2015
25. Basketball – USU at Missouri State – December 1, 2015
26. Inaugural Professor Lecture, Grant Cardon, President’s Home – December 2, 2015
27. Regents Legislative Preview Luncheon – December 3, 2015
28. Regence BlueCross BlueShield Community Board Meeting – Salt Lake City, December 3, 2015
29. Annual Christmas Concert and Reception – December 5, 2015
30. Football - Mountain West Championship Game – TBD, December 5, 2015
31. Salt Lake Chamber Board of Governors – Salt Lake City, December 8, 2015
32. Basketball – USU at BYU – December 9, 2015
33. Basketball – UC Irvine at USU – December 12, 2015
34. Mountain West Board of Directors – Phoenix, December 13-14, 2015
35. Basketball – Gossner Classic, December 21-23, 2015
36. Basketball – USU at San Jose State, December 30, 2015
37. Basketball – San Diego State at USU, January 2, 2016
38. Council of Presidents – Salt Lake City, January 5, 2016
39. Basketball – USU at Boise State, January 5, 2016
40. Northwest Commission on Colleges and Universities Meetings – Washington, January 6-7, 2016
41. USU Board of Trustees Regular Meeting – January 8, 2016





## RESOLUTION OF COMMENDATION

To

### **Nathaniel Woodward**

One would be hard pressed to find a student with more Utah State University Eastern blue blood running through their veins than **Nathaniel Woodwood**. Nathaniel’s grandpa taught and coached at Carbon College, both parents were highly involved at College of Eastern Utah and five of his siblings have attended or are attending USU Eastern.

In 2006, as a freshman he served in Student Government. Following a full-time mission for his church, Woodward went to work full-time developing his family business, Rocky Mountain Sleep Diagnostics. Soon after he married his wife Debbie he was working 60 hours a week as Director of Medicine and expanding the business to four locations.

Nathaniel was missing something. His wife convinced him in 2014 to return to school, and he came back this time not as a freshman in student government – but as a working husband and father. “She really got me back into school,” said Nathaniel.

By December 2014, he had finished his associate’s degree, and will finish his bachelor’s degree in **History** on the Price campus in 2016. Being a husband, father (with another child on the way in March) and working full-time was not enough. Nathaniel started writing for the school newspaper and was named editor-in-chief this fall. He has won numerous Utah Press Association Awards for his science columns as well.

“Nathaniel is an amazing example of what a student can become,” said Dr. Susan Polster, Associate Professor of Communication and Advisor of the Eagle Newspaper. “He makes my life so much easier and is tremendous in all he does.”

Nathaniel’s future is still uncertain (he has already been accepted into law school and has also considered medical school). Right now he is simply happy to be the latest in a long line of amazing USU Eastern Woodwards.

---

Stan L. Albrecht  
President  
October 30, 2015

---

Joe Peterson  
Chancellor, USU-Eastern  
October 30, 2015

## CONSENT AGENDA

October 30, 2015

1. Minutes from the Executive Meeting held on July 17, 2015
2. Minutes from the Regular Meeting held on July 17 2015
3. Bad Debt Write-off Recommendation for Fiscal Year Ending 30 June 2015
4. Certificate of Treasurer – 2015-05 May
5. Certificate of Treasurer – 2015-06 June
6. Certificate of Treasurer – 2015-07 July
7. Contract/Grant Proposals and Awards – April 2015
8. Contract/Grant Proposals and Awards – May 2015
9. Contract/Grant Proposals and Awards – June 2015
10. Contract/Grant Proposals and Awards – July 2015
11. Contract/Grant Proposals and Awards – August 2015
12. Contract/Grant Proposals and Awards – September 2015
13. Delegation Administrative Reports – 06-22-15 to 08-24-15
14. Delegation Administrative Reports – 08-24-15 to 10-19-15
15. Faculty Staff Adjustments
16. Report of Institutional Discretionary Funds
17. Report of Investments – 2015-05 May
18. Report of Investments – 2015-06 June
19. Report of Investments – 2015-07 July
20. USU Auxiliary and Service Enterprises Annual Reports for FY2014-15
21. USU Eastern Auxiliary and Service Enterprises Annual Reports for FY2014-15
22. USU Policy – 402.7.2 (1) – Faculty Evaluation Committee – Duties
23. USU Policy – 405.6.5 – Ombudspersons
24. USURF – Appoint – Rich McKeown
25. USURF – Reappoint – David Bell
26. Acceptance of Written Reports
  - Advancement (Foundation Board Annual Report)
  - Athletics
  - Business and Finance
  - Classified Employees Association
  - Commercialization (Commercialization Annual Report)
  - Cooperative Extension, Utah Agricultural Experiment Station, and College of Agriculture
  - Executive Vice President and Provost
  - Faculty Senate
  - Federal and State Relations

- Professional Employees Association
- Public Relations and Marketing
- Research and Graduate Studies
- Student Services
- USU Eastern
- USUSA

REGULAR MEETING  
UTAH STATE UNIVERSITY BOARD OF TRUSTEES

Utah State University, held via Conference Call in the Champ Hall Conference Room

July 17, 2015

Minutes of the Executive Meeting of the Utah State University Board of Trustees as a telephone conference call commencing at 9:31 a.m.

MEMBERS PRESENT

Ronald W. Jibson, Chair – via telephone  
Scott R. Watterson, Vice Chair – via telephone  
Jody K. Burnett – via telephone  
Linda Clark Gillmor – via telephone  
Mark K. Holland – via telephone  
J. Scott Nixon – via telephone  
Trevor Sean Olsen  
Frank Peczuh, Jr. – via telephone  
Lane L. Thomas – via telephone

MEMBERS EXCUSED

Susan D. Johnson

UNIVERSITY REPRESENTATIVES PRESENT

Stan L. Albrecht            President – via telephone  
Noelle E. Cockett        Executive Vice President and Provost  
Sydney M. Peterson      Chief of Staff and Secretary to the Board of Trustees

Personnel, property, and legal issues were discussed.

The Executive Session adjourned at 10:05 a.m.

\_\_\_\_\_  
Ronald W. Jibson, Chair

\_\_\_\_\_  
Sydney M. Peterson, Secretary

\_\_\_\_\_  
Date Approved

REGULAR MEETING  
UTAH STATE UNIVERSITY BOARD OF TRUSTEES

Utah State University, held via conference call in the Champ Hall Conference Room

July 17, 2015

Minutes of the Regular Meeting of the Utah State University Board of Trustees held in the Champ Hall Conference Room of Old Main on the Utah State University Logan Campus commencing at 10:06 a.m.

MEMBERS PRESENT

Ronald W. Jibson, Chair – via telephone  
Scott R. Watterson, Vice Chair – via telephone  
Jody K. Burnett – via telephone  
Linda Clark Gillmor – via telephone  
Mark K. Holland – via telephone  
J. Scott Nixon – via telephone  
Trevor Sean Olsen  
Frank Peczuh, Jr. – via telephone  
Lane L. Thomas – via telephone

MEMBERS EXCUSED

Susan D. Johnson

UNIVERSITY REPRESENTATIVES PRESENT

Stan L. Albrecht	President – via telephone
Carolyn Brittain	Staff Assistant
Noelle E. Cockett	Executive Vice President and Provost
David T. Cowley	Vice President for Business and Finance
James Davis	Department Head, Management
Joe Peterson	Chancellor, USU Eastern – via telephone
Sydney M. Peterson	Chief of Staff and Secretary to the Board of Trustees

OTHERS PRESENT

Kevin Opsahl	<i>The Herald Journal</i>
Teresa Theurer	Member, Board of Regents

Chair Jibson opened the meeting by welcoming members of the administration, Regent Teresa Theurer, members of the press, and others participating in person or via telephone.

I. CHAIR'S REPORT

A. Date of Board of Trustees Workshop

The Board of Trustees Workshop will be held on August 28, 2015. The time and location has not been finalized. On Thursday evening, August 27th, there will a dinner to recognize outgoing Trustee members and welcome new Trustees.

## B. Date of Next Meeting

The next meeting will be held on October 30, 2015. The time and location will be determined and more information will be forthcoming.

## II. PRESIDENT'S REPORT

President Albrecht underscored the importance of the upcoming NCAA Strategic Summit with the NCAA Board of Governors. The summit will address issues associated with preserving an amateur model of collegiate athletics. Athletic Director John Hartwell will also address this subject at the upcoming Board of Trustees Workshop.

### A. Recent Events

1. USU Graduate Commencement and Hooding Ceremony – May 1, 2015
2. President's Commencement Dignitary Dinner – May 1, 2015
3. USU Undergraduate Commencement Ceremony – May 2, 2015
4. Sunrise Session – Salt Lake City, May 15, 2015
5. Board of Regents – Salt Lake Community College, Salt Lake City, May 15, 2015
6. Professional Employees Association Lunch – May 19, 2015
7. Mountain West Conference Board of Directors – Park City, Utah, May 30-June 2, 2015
8. Regence BlueCross BlueShield Community Board Meeting – Salt Lake City, June 4, 2015
9. USU in Asia and the ASEAN Region Meetings – Bangkok, Thailand, June 6-11, 2015
10. Association of Public Land-Grant Universities – Washington, D.C., July 17-18, 2015
11. Northwest Commission on Colleges and Universities Board of Commissioners Meeting – Kirkland, Washington, June 23-26, 2015
12. Association of Public Land-Grant Universities/Council on Research Policy and Graduate Education Reception – Park City, Utah, June 29, 2015
13. Council of Presidents – Salt Lake City, July 14, 2015
14. Board of Trustees Teleconference – July 17, 2015

### B. Upcoming Events

1. Board of Regents/Trustee Training Day – Southern Utah University, Cedar City, July 30, 2015
2. Board of Regents – Southern Utah University, Cedar City, July 31, 2015
3. NCAA Strategic Summit, Board of Directors and Board of Governors Meetings – Indianapolis, Indiana, August 3-6, 2015
4. Sunrise Session – Salt Lake City, August 7, 2015
5. President's New Faculty Reception, President's Home – August 18, 2015
6. Regional Campus and USU Eastern Faculty Banquet, President's Home – August 19, 2015
7. Keynote at Wayne County Opening Institute – Bicknell, Utah, August 24, 2015
8. Welcome at USU Connections – August 26, 2015
9. USU Board of Trustees Workshop – August 28, 2015

### III. CONCENT AGENDA

1. Minutes from the Executive Meeting held on May 1, 2015
2. Minutes from the Regular Meeting held on May1, 2015
3. Resolution 15-07-01 – Certificate of Treasurer – 2015-03 (Appendix A)
4. Resolution 15-07-02 – Certificate of Treasurer – 2015-04 (Appendix B)
5. Resolution 15-07-03 – Delegation/Administration Reports – 2015-03-23 to 2015-04-20 (Appendix C)
6. Resolution 15-07-04 – Resolution 15-07-01 – Delegation/Administration Reports – 2015-04-20 to 2015-0718 (Appendix D)
7. Resolution 15-07-05 – Delegation/Administration Reports – 2015-0718 to 2015-06-22 (Appendix E)
8. Resolution 15-07-06 – Faculty and Staff Adjustments (Appendix F)
9. Resolution 15-07-07 – Report of Investments – 2015-03 (Appendix G)
10. Resolution 15-07-08 – Report of Investments – 2015-04 (Appendix H)
11. Resolution 15-07-09 – USU Policy Manual – 402.9 – Faculty Forum (Appendix I)
12. Resolution 15-07-10 – USU Policy Manual – 405.7.2 – Procedures for Tenure and Promotion (Appendix J)
13. Resolution 15-07-11 – USU Policy Manual – 405.12 – Review of Faculty (Appendix K)
14. Resolution 15-07-12 – USU Policy Manual – 405.12.1 – Annual Review of Faculty (Appendix L)
15. Resolution 15-07-13 – USU Policy Manual – 405.12.2 – Quinquennial Review of Tenured Faculty (Appendix M)
16. Resolution 15-07-14 – USU Policy Manual – 405.12.3 – Professional Development Plan (Appendix N)
17. Resolution 15-07-15 – USURF –Appointment to the Research Foundation Board – General Bruce A. Carlson (Appendix O)

Chair Jibson asked if any items on the Consent Agenda needed to be moved to the Action Agenda for discussion. No requests were made.

Action: Trustee Nixon moved to approve the Consent Agenda. Trustee Burnett seconded the motion. The voting was unanimous in the affirmative.

#### IV. ACTION AGENDA

##### 1. Plants, Soils and Climate – Landscape Management Certificate

Provost Cockett presented the proposal to offer a Landscape Management Certificate program in the Department of Plants, Soils and Climate. This certificate will prepare graduates to move into residential landscaping while also providing the foundation to continue on to earn an AAS degree or a BS degree in Horticulture and Residential Landscape Design and Construction. This certificate is being offered in partnership with Salt Lake Community College.

Action: Trustee Gillmor moved the approval of Resolution 15-07-16 the proposal to offer a Landscape Management Certificate, within the Department of Plants, Soils and Climate in the College of Agriculture and Applied Sciences (Appendix P). Trustee Holland seconded the motion. The voting was unanimous in the affirmative.

##### 2. Huntsman School of Business – Shingo Certificate

Provost Cockett presented a proposal to change the name of the graduate Manufacturing Management Specialization to the Shingo Operational Excellence Specialization in the Department of Management. Department Head, Jim Davis, explained that the Shingo Institute has been on campus for many years and is an internationally recognized brand. In partnership with Shingo, the department has combined classes and created new classes to offer this specialization as part of the MBA program.

Action: Trustee Burnett moved the approval of Resolution 15-07-17 the proposal to change the name of the Manufacturing Management Specialization to the Shingo Operational Excellence Specialization within the Department of Management in the Jon M. Huntsman School of Business (Appendix Q). Trustee Peczuh seconded the motion. The voting was unanimous in the affirmative.

##### 3. Capital Development Priority List for FY2016-2017

Vice President Cowley presented the FY2016-2017 Capital Development Priority List. The state-funded project request is for a Biological Sciences Building which has been on our priority list for the last two years. This is a \$69 million project; Utah State is asking the state for \$59 million, with the balance of the funding coming from donor pledges/institutional dollars. This will be our only building request this year.

Action: Trustee Holland moved the approval of Resolution 15-07-18 the proposed Capitol Development Priority list for FY2016-2017 (Appendix R). Trustee Burnett seconded the motion. The voting was unanimous in the affirmative.



4. Design for the Biological Sciences Building Project

Vice President Cowley indicated that there has been a change in policy which allows institutions to proceed with the programming and design phases for building projects prior to legislative approval if non-state funds are used. Approval for the design of the Biological Sciences Building is required within the State System of Higher Education, first from our Board of Trustees and then from the Board of Regents. The RFP “Request for Proposal” process chose the architectural firm of CSRA as the project programmer. Design for the Biological Sciences Building will move forward after approval from the Board of Regents.

Action: Trustee Burnett moved the approval of Resolution 15-07-19 the proposal for the Design for the Biological Sciences Building Project (Appendix S). Trustee Peczuh seconded the motion. The voting was unanimous in the affirmative.

5. Real Property Acquisition – Moab

Vice President Cowley discussed the acquisition of three parcels of land that adjoin the current Moab Education Center. The acquisition is for the purpose of addressing long-term enrollment growth. At this time there is an office building, a warehouse, and a parking lot on the parcels. This purchase will be at current fair market value with funding for the purchase and ongoing operation and maintenance costs to be paid from tuition and fees collected by USU Regional Campuses. USU will honor the existing leases of current tenants until they expire.

Action: Trustee Holland moved the approval of Resolution 15-07-20 the proposal for the Real Property Acquisition in Moab (Appendix T). Trustee Nixon seconded the motion. The voting was unanimous in the affirmative.

6. Research Revenue Bonds – Series 2015

Vice President Cowley explained that this request for research revenue bonds will finance a new building for the Space Dynamics Laboratory on the Innovation Campus. This has been authorized for bonding by the Utah Legislature. This will be the first of an anticipated four phases over time to add additional space. The request is to approve an issuance of bonds up to \$18 million which will then be forwarded to the Board of Regents for approval.

Action: Trustee Olsen moved the approval of Resolution 15-07-21 the proposal for Research Revenue Bonds – Series 2015 (Appendix U). Trustee Holland seconded the motion. The voting was unanimous in the affirmative.

7. Series 2015 Bonds – Student Fees and Housing System

Vice President Cowley explained that this request is to approve an issuance of bonds to replace the Valley View Residence Hall which has already received approval at the necessary levels. This request will be forwarded to the Board of Regents for approval following Trustee approval.

Action: Trustee Olsen moved the approval of Resolution 15-07-22 the proposal for Student Fee and Housing Systems Revenue Bonds – Series 2015 Appendix V). Trustee Peczuh seconded the motion. The voting was unanimous in the affirmative.

Action: Trustee Watterson made a motion to adjourn the meeting. Trustee Nixon seconded the motion; the voting was unanimous in the affirmative.

The meeting adjourned at 10:54 a.m.

---

Ronald W. Jibson, Chair

---

Sydney M. Peterson, Secretary  
(Minutes taken by Carolyn Brittain)

---

Date Approved

**ITEM FOR ACTION**

**RE:** Bad Debt Write-off Recommendation for Fiscal Year Ending 30 June 2015

The attached information is submitted for the Trustees' consideration. The material has received the appropriate administrative review and approval.

**EXECUTIVE SUMMARY**

The bad debt write-off recommendations for fiscal year ending 30 June 2015 represented on Schedule 1 and Schedule 2 attached.

This document provides an analysis of the recommended write-off for FY 2015 in each of the five categories of receivables and a comparative analysis for FY 2013 and 2014.

The comparative analysis for short-term loans shows that the recommended FY 2015 dollar amount of write-off is \$98 less than FY 2014. The percent of approximate annual dollar volume for FY 2015 is 5.4 percent and FY 2014 was 5.6 percent.

The comparative analysis for returned checks shows that the recommended FY 2015 dollar amount of write-off is \$5,123 less than FY 2014. The percent of approximate annual dollar volume for FY 2015 is 13.6 percent and FY 2014 was 14.4 percent.

The comparative analysis for E & G tuition/fees shows that the recommended FY 2015 dollar amount of write-off is \$7,182 more than FY 2014. The percent of approximate annual dollar volume for FY 2015 is 0.2 percent and FY 2014 was 0.2 percent.

The comparative analysis for USUE tuition/fees shows that the recommended FY 2015 dollar amount of write-off is \$45,161 more than FY 2014. The percent of approximate annual dollar volume for FY 2015 is 2.3 percent and FY 2014 was 1.5 percent.

The comparative analysis for State Line tuition/fees shows that the recommended FY 2015 dollar amount of write-off is \$113,678 more than FY 2014. The percent of approximate annual dollar volume for FY 2015 is 0.6 percent and FY 2014 was 0.2 percent.

**Auxiliaries, Services, and Other**

This document provides a comparative analysis for FY 2013, 2014, and 2015 of the dollar amounts recommended for bad debt write-off by entity. The recommended bad debt write-off for FY 2015 is \$109,953 compared with \$152,046 for FY 2014 and \$250,220 for FY 2013.

Auxiliaries, Service Enterprises, and other entities were asked to submit accounts for write-off approval. The total amount submitted for write-off represents approximately 0.8 percent of total credit sales. Normal collection efforts, including statements, telephone calls, collection letters, and collection agencies have been used as warranted before the accounts were submitted for write-off approval.

## **RECOMMENDATION**

The President and Vice President for Business and Finance recommend that the Board of Trustees approve the Bad Debt Write-off Recommendations for fiscal year ending 30 June 2015.

**RESOLUTION  
UTAH STATE UNIVERSITY  
BOARD OF TRUSTEES**

WHEREAS, The Bad Debt Write-off Recommendations for fiscal year ending 30 June 2015 have been compiled, reviewed and submitted for approval by the Utah State University Controller's Office; and

WHEREAS, The President and Vice President for Business and Finance have reviewed the Bad Debt Write-off Recommendations for fiscal year ending 30 June 2015 and recommend approval to the Board of Trustees; and

WHEREAS, The Utah State University Board of Trustees has reviewed the Bad Debt Write-off Recommendations for the fiscal year ending 30 June 2015:

NOW, THEREFORE, BE IT RESOLVED, That the Utah State University Board of Trustees hereby approves the Bad Debt Write-off Recommendations for fiscal year ending 30 June 2015 as presented.

---

---

RESOLUTION APPROVED BY THE USU BOARD OF TRUSTEES:

\_\_\_\_\_  
Date

**BAD DEBT WRITE-OFF RECOMMENDATIONS  
SHORT-TERM LOANS, RETURNED CHECKS  
E & G TUITION/FEES, AND STATE LINE TUITION/FEES  
Fiscal Year Ending 30 June 2015**

Program	Approximate Annual Dollar Volume	Bad Debt Expense		Percent of Approximate Annual Dollar Volume	Funding Source
		Number Of Accounts	Amount		
Short-term Loans	\$81,088.24	14	\$4,351.92	5.40%	B
Returned Checks	\$19,911.68	10	\$2,700.37	13.56%	A
E & G Tuition/Fees	\$130,334,479.20	167	\$198,818.41	0.15%	C
USUE Tuition/Fees	\$4,949,050.92	84	\$114,027.46	2.30%	C
State Line Tuition/Fees	\$36,127,822.03	256	\$198,896.64	0.55%	C

Note A: The bad debt expense for returned checks is funded from service charges assessed on the returned checks.

Note B: The bad debt expense for short-term loans is written off against the interest earned on loans and when necessary the principal balance of the individual loan funds.

Note C: The bad debt expense for tuition and fees is written off against the tuition and fee revenue.

<u>THREE-YEAR COMPARATIVE FIGURES</u>									
Program	Bad Debt Expense						Percent of Approximate Annual Dollar Volume		
	2013		2014		2015		2013	2014	2015
	No. of Accounts	Amount	No. of Accounts	Amount	No. of Accounts	Amount			
Short-term Loans	36	\$12,771	13	\$4,450	14	\$4,352	14.27	5.57	5.40
Returned Checks	19	\$5,536	12	\$7,823	10	\$2,700	5.91	14.37	13.56
E & G Tuition/Fees	272	\$299,692	161	\$191,636	167	\$198,818	0.26	0.15	0.15
USUE Tuition/Fees	163	\$135,542	98	\$68,866	84	\$114,027	3.06	1.53	2.30
State Line Tuition/Fees	177	\$252,582	108	\$85,219	256	\$198,897	0.71	0.24	0.55

COMPARATIVE SCHEDULE OF BAD DEBT WRITE-OFF RECOMMENDATIONS  
AUXILIARIES, SERVICES, AND OTHER  
Fiscal Year Ending June 30, 2015

	<u>FY 2013</u>	<u>FY 2014</u>	<u>FY 2015</u>	<u>Three -Year Total</u>	<u>Three -Year Average</u>
<u>Auxiliaries</u>					
Bookstore	\$15,890	\$11,065	\$18,008	\$44,963	\$14,988
Dining Services	10,993	21,377	14,020	46,390	15,463
Housing	51,573	117,113	75,554	244,240	81,413.33
Triple Beam Bakery	-	57	-	57	19.00
Total Auxiliaries	<u>78,456</u>	<u>149,612</u>	<u>107,582</u>	<u>335,650</u>	<u>111,883</u>
<u>Services</u>					
Soils Testing Lab	14	560	204	778	259
Total Services	<u>14</u>	<u>560</u>	<u>204</u>	<u>778</u>	<u>259</u>
<u>Other</u>					
Statesman Newspaper	1,504	1,699	2,011	5,214	1,738
Veterinary Diagnostic Lab	1,047	175	96	1,318	439
Innovation Campus - Caisson	169,199	-	-	169,199	56,400
Caine College of the Arts - Equipment	-	-	60	60	20
Total Other	<u>171,750</u>	<u>1,874</u>	<u>2,167</u>	<u>175,791</u>	<u>58,597</u>
Grand Total	<u><u>\$250,220</u></u>	<u><u>\$152,046</u></u>	<u><u>\$109,953</u></u>	<u><u>\$512,219</u></u>	<u><u>\$170,740</u></u>

**ITEM FOR ACTION**

**RE:** Certificate of Treasurer for May 2015

The Certificate of Treasurer for May 2015 is submitted to the Board of Trustees for consideration. It has received the appropriate administrative review and approval.

**EXECUTIVE SUMMARY**

The State Appropriated Funds budget at 31 May 2015 totaled \$340,113,010, up \$19,517,996 (6.09%) over the same 2013-2014 period. The year-to-date state appropriated funds expenditures totaled \$270,101,426, up \$7,107,743 (2.70%) over the same 2013-2014 period and represented 79% of the total budget. The percent of budget expended, 79%, was 13% less than would be expected to be spent on a strict time of budget year expired basis.

Total expenditures for all funds totaled \$655,903,965, up \$39,366,143 (6.39%) over the same 2013-2014 period.

**RECOMMENDATION**

The President and Vice President for Business and Finance recommend that the Board of Trustees approve the Certificate of Treasurer for May 2015.



**RESOLUTION  
UTAH STATE UNIVERSITY  
BOARD OF TRUSTEES**

WHEREAS, Authorized invoices and supporting papers have been filed pertaining to those expenditures listed on the attached Certificate of Treasurer; and

WHEREAS, Expenditures listed on the attached Certificate of Treasurer have been reviewed and approved for payment by the USU Controller's Office, Purchasing Department, and other departments; and

WHEREAS, The expenditures listed on the attached Certificate of Treasurer are in accordance with the laws and rules of Utah State University and the State of Utah; and

WHEREAS, The Chief Financial Officer for Utah State University, David T. Cowley, Vice President for Business and Finance, has certified to the best of his knowledge and belief that all expenditures listed on the attached Certificate of Treasurer were legitimate claims against Utah State University and funds were available for payment of said claims; and

WHEREAS, Vice President Cowley requests approval of the listed expenditures by fund for the period 1 May 2015 to 31 May 2015 on the attached Certificate of Treasurer; and

WHEREAS, The President of Utah State University has reviewed the attached Certificate of Treasurer and recommends its approval of those expenditures listed thereon by the Utah State University Board of Trustees; and

WHEREAS, The USU Board of Trustees has reviewed and given due consideration, review, and authorization of the expenditures listed on the attached Certificate of Treasurer;

NOW, THEREFORE, BE IT RESOLVED, That the USU Board of Trustees hereby approves the attached Certificate of Treasurer as presented and ratifies the expenditures listed on said Certificate of Treasurer for May 2015.

=====  
RESOLUTION APPROVED BY THE USU BOARD OF TRUSTEES:

\_\_\_\_\_  
Date

## CERTIFICATE OF TREASURER


I, David T. Cowley, Vice President for Business and Finance, of Utah State University, do hereby certify as follows and request approval of the listed expenditures by fund for the period 1 July 2014 to 31 May 2015.

Authorization, invoices, and supporting papers have been filed pertaining to the following enumerated expenditures, which have been reviewed and processed for payment by the Controller's Office, Purchasing Department, and other departments; according to the laws, rules, and regulations of Utah State University and the State of Utah. To the best of my knowledge and belief, all are legitimate claims against Utah State University and funds were available for payment of said claims.

State Appropriated Funds	Budget	Percent of Budget Expended (92% Fiscal Year Expired)	1-May-15 31-May-15	Year to Date	Prior Year to Date	Increase (Decrease) from Prior Year	Percent Increase (Decrease) from Prior Year
Education and General (Except Athletics)	\$220,775,101	81%	\$15,219,724	179,311,732	\$169,227,857	\$10,083,875	5.96 %
Athletics	\$4,821,997	96%	425,162	4,625,003	4,612,073	12,930	0.28 %
Agricultural Experiment Station	15,263,371	67%	1,456,492	10,173,013	11,626,069	(1,453,056)	(12.50) %
UWRL Appropriation	3,545,166	46%	148,870	1,620,577	1,658,067	(37,490)	(2.26) %
UWRL Apportionment	5,566,179	54%	293,139	3,025,726	2,863,788	161,938	5.65 %
Tooele - Cont. Ed. Center	11,469,737	83%	565,380	9,556,091	9,430,452	125,639	1.33 %
Educationally Disadvantaged	111,833	29%	419	32,159	99,108	(66,949)	(67.55) %
Southeastern Utah - Cont. Ed. Center	2,146,889	86%	112,581	1,841,131	1,624,581	216,550	13.33 %
Uintah Basin - Cont. Ed. Center	6,418,218	84%	408,705	5,376,743	5,334,759	41,984	0.79 %
Cooperative Extension	15,196,415	70%	954,022	10,654,492	11,075,400	(420,908)	(3.80) %
Brigham City - Cont. Ed. Center	25,480,409	87%	845,824	22,255,111	21,699,625	555,486	2.56 %
USTAR	6,507,632	84%	385,868	5,484,361	7,330,828	(1,846,467)	(25.19) %
AWSF - USTAR Funding	40,000	99%	7,689	39,765	681,692	(641,927)	(94.17) %
Price (USU Eastern)	16,090,290	68%	973,793	10,931,201	11,235,332	(304,131)	(2.71) %
Blanding Campus (USU Eastern)	4,234,754	86%	348,261	3,656,237	2,936,106	720,131	24.53 %
Educationally Disadvantaged (USU Eastern)	134,742	39%	-	52,221	95,517	(43,296)	(45.33) %
Prehistoric Museum (USU Eastern)	562,184	71%	35,118	397,477	221,754	175,723	79.24 %
Workforce Education (USU Eastern)	1,748,093	61%	155,151	1,068,386	1,240,675	(172,289)	(13.89) %
Total State Appropriated Funds	<u>\$340,113,010</u>	79%	<u>\$22,336,198</u>	<u>\$270,101,426</u>	<u>\$262,993,683</u>	<u>\$7,107,743</u>	2.70 %
Total State Appropriated Funds 2013-2014	<u>\$320,595,014</u>						
Increase from 2013-2014	<u>\$19,517,996</u>						
Percent Increase from 2013-2014	<u>6.09%</u>						

	1-May-15 31-May-15	Year to Date	Prior Year to Date	Increase (Decrease) from Prior Year	Percent Increase (Decrease) from Prior Year
<u>Other Unrestricted Funds</u>					
Overhead Reimbursement for R & D	\$933,507	\$9,885,046	\$10,408,251	(\$523,205)	(5.03) %
Designated	6,736,781	60,771,631	56,961,007	3,810,624	6.69 %
Service Departments	4,274,612	45,303,682	44,635,261	668,421	1.50 %
Auxiliary Enterprises (Except Athletics)	2,216,833	32,057,923	32,345,111	(287,188)	(0.89) %
Athletics - USU	993,422	16,115,509	13,925,057	2,190,452	15.73 %
	<u>15,155,155</u>	<u>164,133,791</u>	<u>158,274,687</u>	<u>5,859,104</u>	<u>3.70 %</u>
<u>Other Restricted Funds</u>					
Instruction	1,649,333	15,406,826	14,284,498	1,122,328	7.86 %
Research	5,073,962	52,954,492	54,566,490	(1,611,998)	(2.95) %
Public Service	3,822,036	38,699,368	34,061,930	4,637,438	13.61 %
Academic Support	456,147	5,907,008	6,205,418	(298,410)	(4.81) %
Student Services	475,664	4,338,688	3,529,163	809,525	22.94 %
Institutional Support	108,116	1,275,228	1,128,971	146,257	12.95 %
Operation and Maintenance of Plant	7,662	216,493	133,068	83,425	62.69 %
Scholarships and Fellowships	1,695,173	54,715,765	51,494,226	3,221,539	6.26 %
Service Departments	-	33,651	20,302	13,349	65.75 %
Auxiliary Enterprises	102,545	936,157	855,337	80,820	9.45 %
	<u>13,390,638</u>	<u>174,483,676</u>	<u>166,279,403</u>	<u>8,204,273</u>	<u>4.93 %</u>
<u>Other Funds</u>					
Plant Funds	6,202,634	43,615,929	26,471,874	17,144,055	64.76 %
Associated Students	129,903	2,778,598	1,635,698	1,142,900	69.87 %
Other Agency Funds	230,532	790,545	882,477	(91,932)	(10.42) %
	<u>6,563,069</u>	<u>47,185,072</u>	<u>28,990,049</u>	<u>18,195,023</u>	<u>62.76 %</u>
 Total All Funds	 <u>\$57,445,059</u>	 <u>\$655,903,965</u>	 <u>\$616,537,822</u>	 <u>\$39,366,143</u>	 <u>6.39 %</u>

10/9/15  
Date

  
David T. Cowley

30 October 2015

**ITEM FOR ACTION**

**RE:** Certificate of Treasurer for June 2015

The Certificate of Treasurer for June 2015 is submitted to the Board of Trustees for consideration. It has received the appropriate administrative review and approval.

**EXECUTIVE SUMMARY**

The State Appropriated Funds budget at 30 June 2015 totaled \$339,665,972, up \$19,070,958 (5.95%) over the same 2013-2014 period. The year-to-date state appropriated funds expenditures totaled \$294,636,988, up \$9,800,119 (3.44%) over the same 2013-2014 period and represented 87% of the total budget. The percent of budget expended, 87%, was 13% less than would be expected to be spent on a strict time of budget year expired basis.

Total expenditures for all funds totaled \$720,214,818, up \$44,379,522 (6.57%) over the same 2013-2014 period.

**RECOMMENDATION**

The President and Vice President for Business and Finance recommend that the Board of Trustees approve the Certificate of Treasurer for June 2015.

**RESOLUTION  
UTAH STATE UNIVERSITY  
BOARD OF TRUSTEES**

WHEREAS, Authorized invoices and supporting papers have been filed pertaining to those expenditures listed on the attached Certificate of Treasurer; and

WHEREAS, Expenditures listed on the attached Certificate of Treasurer have been reviewed and approved for payment by the USU Controller's Office, Purchasing Department, and other departments; and

WHEREAS, The expenditures listed on the attached Certificate of Treasurer are in accordance with the laws and rules of Utah State University and the State of Utah; and

WHEREAS, The Chief Financial Officer for Utah State University, David T. Cowley, Vice President for Business and Finance, has certified to the best of his knowledge and belief that all expenditures listed on the attached Certificate of Treasurer were legitimate claims against Utah State University and funds were available for payment of said claims; and

WHEREAS, Vice President Cowley requests approval of the listed expenditures by fund for the period 1 June 2015 to 30 June 2015 on the attached Certificate of Treasurer; and

WHEREAS, The President of Utah State University has reviewed the attached Certificate of Treasurer and recommends its approval of those expenditures listed thereon by the Utah State University Board of Trustees; and

WHEREAS, The USU Board of Trustees has reviewed and given due consideration, review, and authorization of the expenditures listed on the attached Certificate of Treasurer;

NOW, THEREFORE, BE IT RESOLVED, That the USU Board of Trustees hereby approves the attached Certificate of Treasurer as presented and ratifies the expenditures listed on said Certificate of Treasurer for June 2015.

=====  
RESOLUTION APPROVED BY THE USU BOARD OF TRUSTEES:

\_\_\_\_\_  
Date

**CERTIFICATE OF TREASURER**

I, David T. Cowley, Vice President for Business and Finance, of Utah State University, do hereby certify as follows and request approval of the listed expenditures by fund for the period 1 July 2014 to 30 June 2015.


Authorization, invoices, and supporting papers have been filed pertaining to the following enumerated expenditures, which have been reviewed and processed for payment by the Controller's Office, Purchasing Department, and other departments; according to the laws, rules, and regulations of Utah State University and the State of Utah. To the best of my knowledge and belief, all are legitimate claims against Utah State University and funds were available for payment of said claims.

State Appropriated Funds	Budget	Percent of Budget Expended (100% Fiscal Year Expired)	1-Jun-15 30-Jun-15	Year to Date	Prior Year to Date	Increase (Decrease) from Prior Year	Percent Increase (Decrease) from Prior Year
Education and General (Except Athletics)	\$208,903,550	92%	\$12,290,567	191,613,444	\$182,976,097	\$8,637,347	4.72 %
Athletics	\$5,055,239	100%	441,381	5,055,239	5,011,314	43,925	0.88 %
Agricultural Experiment Station	15,748,785	75%	1,574,967	11,747,980	12,605,692	(857,712)	(6.80) %
UWRL Appropriation	3,545,166	50%	161,943	1,782,520	1,831,832	(49,312)	(2.69) %
UWRL Apportionment	6,615,732	50%	271,963	3,297,689	3,164,284	133,405	4.22 %
Tooele - Cont. Ed. Center	13,000,826	75%	222,760	9,778,851	10,134,788	(355,937)	(3.51) %
Educationally Disadvantaged	111,833	100%	79,641	111,800	88,253	23,547	26.68 %
Southeastern Utah - Cont. Ed. Center	2,270,111	83%	36,837	1,877,968	1,732,086	145,882	8.42 %
Uintah Basin - Cont. Ed. Center	6,179,259	95%	520,005	5,896,748	5,788,463	108,285	1.87 %
Cooperative Extension	15,070,109	78%	1,045,282	11,699,774	12,268,411	(568,637)	(4.63) %
Brigham City - Cont. Ed. Center	33,712,737	83%	5,723,326	27,978,437	22,827,857	5,150,580	22.56 %
USTAR	6,926,909	87%	553,107	6,037,468	8,440,535	(2,403,067)	(28.47) %
AWSF - USTAR Funding	7,724	100%	(32,042)	7,724	694,435	(686,711)	(98.89) %
Price (USU Eastern)	16,647,540	76%	1,769,495	12,700,696	12,417,333	283,363	2.28 %
Blanding Campus (USU Eastern)	3,622,491	96%	(194,236)	3,462,001	3,248,127	213,874	6.58 %
Educationally Disadvantaged (USU Eastern)	134,742	39%	-	52,221	99,238	(47,017)	(47.38) %
Prehistoric Museum (USU Eastern)	394,384	68%	(129,697)	267,780	244,575	23,205	9.49 %
Workforce Education (USU Eastern)	1,718,835	74%	200,262	1,268,648	1,263,549	5,099	0.40 %
Total State Appropriated Funds	<u>\$339,665,972</u>	87%	<u>\$24,535,561</u>	<u>\$294,636,988</u>	<u>\$284,836,869</u>	<u>\$9,800,119</u>	3.44 %
Total State Appropriated Funds 2013-2014	<u>\$320,595,014</u>						
Increase from 2013-2014	<u>\$19,070,958</u>						
Percent Increase from 2013-2014	<u>5.95%</u>						

**PRELIMINARY**

	1-Jun-15 30-Jun-15	Year to Date	Prior Year to Date	Increase (Decrease) from Prior Year	Percent Increase (Decrease) from Prior Year
<u>Other Unrestricted Funds</u>					
Overhead Reimbursement for R & D Designated	\$1,001,922	\$10,886,968	\$11,456,889	(\$569,921)	(4.97) %
Service Departments	8,875,191	69,646,822	63,356,852	6,289,970	9.93 %
Auxiliary Enterprises (Except Athletics)	3,011,559	48,315,240	48,805,396	(490,156)	(1.00) %
Athletics - USU	2,623,879	34,681,803	34,830,713	(148,910)	(0.43) %
	<u>1,236,357</u>	<u>17,351,866</u>	<u>15,428,702</u>	<u>1,923,164</u>	<u>12.46 %</u>
	<u>16,748,909</u>	<u>180,882,699</u>	<u>173,878,552</u>	<u>7,004,147</u>	<u>4.03 %</u>
<u>Other Restricted Funds</u>					
Instruction	1,405,758	16,812,584	16,383,749	428,835	2.62 %
Research	5,539,796	58,494,288	61,047,586	(2,553,298)	(4.18) %
Public Service	4,391,114	43,090,482	38,223,264	4,867,218	12.73 %
Academic Support	853,148	6,760,157	6,872,907	(112,750)	(1.64) %
Student Services	3,932,214	8,270,901	4,259,382	4,011,519	94.18 %
Institutional Support	114,449	1,389,677	1,395,617	(5,940)	(0.43) %
Operation and Maintenance of Plant	4,800	221,293	141,858	79,435	56.00 %
Scholarships and Fellowships	(788,736)	53,927,029	51,993,794	1,933,235	3.72 %
Service Departments	-	33,651	20,302	13,349	65.75 %
Auxiliary Enterprises	(336,193)	599,964	871,587	(271,623)	(31.16) %
	<u>15,116,350</u>	<u>189,600,026</u>	<u>181,210,046</u>	<u>8,389,980</u>	<u>4.63 %</u>
<u>Other Funds</u>					
Plant Funds	11,292,744	54,908,673	33,264,038	21,644,635	65.07 %
Associated Students	(2,753,421)	25,177	1,703,137	(1,677,960)	(98.52) %
Other Agency Funds	(629,290)	161,255	942,654	(781,399)	(82.89) %
	<u>7,910,033</u>	<u>55,095,105</u>	<u>35,909,829</u>	<u>19,185,276</u>	<u>53.43 %</u>
<b>Total All Funds</b>	<u>\$64,310,852</u>	<u>\$720,214,818</u>	<u>\$675,835,296</u>	<u>\$44,379,522</u>	<u>6.57 %</u>

10/9/15  
Date

  
David T. Cowley

30 October 2015

**ITEM FOR ACTION**

**RE:** Certificate of Treasurer for July 2015

The Certificate of Treasurer for July 2015 is submitted to the Board of Trustees for consideration. It has received the appropriate administrative review and approval.

**EXECUTIVE SUMMARY**

The State Appropriated Funds budget at 31 July 2015 totaled \$350,063,740 up \$10,397,768 (3.06%) over the same 2014-2015 period. The year-to-date state appropriated funds expenditures totaled \$24,684,841, up \$1,011,394 (4.27%) over the same 2014-2015 period and represented 7% of the total budget. The percent of budget expended, 7%, was 1% less than would be expected to be spent on a strict time of budget year expired basis.

Total expenditures for all funds totaled \$54,470,464, up \$1,083,312 (2.03%) over the same 2014-2015 period.

**RECOMMENDATION**

The President and Vice President for Business and Finance recommend that the Board of Trustees approve the Certificate of Treasurer for July 2015.



**RESOLUTION  
UTAH STATE UNIVERSITY  
BOARD OF TRUSTEES**

WHEREAS, Authorized invoices and supporting papers have been filed pertaining to those expenditures listed on the attached Certificate of Treasurer; and

WHEREAS, Expenditures listed on the attached Certificate of Treasurer have been reviewed and approved for payment by the USU Controller's Office, Purchasing Department, and other departments; and

WHEREAS, The expenditures listed on the attached Certificate of Treasurer are in accordance with the laws and rules of Utah State University and the State of Utah; and

WHEREAS, The Chief Financial Officer for Utah State University, David T. Cowley, Vice President for Business and Finance, has certified to the best of his knowledge and belief that all expenditures listed on the attached Certificate of Treasurer were legitimate claims against Utah State University and funds were available for payment of said claims; and

WHEREAS, Vice President Cowley requests approval of the listed expenditures by fund for the period 1 July 2015 to 31 July 2015 on the attached Certificate of Treasurer; and

WHEREAS, The President of Utah State University has reviewed the attached Certificate of Treasurer and recommends its approval of those expenditures listed thereon by the Utah State University Board of Trustees; and

WHEREAS, The USU Board of Trustees has reviewed and given due consideration, review, and authorization of the expenditures listed on the attached Certificate of Treasurer;

NOW, THEREFORE, BE IT RESOLVED, That the USU Board of Trustees hereby approves the attached Certificate of Treasurer as presented and ratifies the expenditures listed on said Certificate of Treasurer for July 2015.

=====  
RESOLUTION APPROVED BY THE USU BOARD OF TRUSTEES:

\_\_\_\_\_  
Date

## CERTIFICATE OF TREASURER


I, David T. Cowley, Vice President for Business and Finance, of Utah State University, do hereby certify as follows and request approval of the listed expenditures by fund for the period 1 July 2015 to 31 July 2015.

Authorization, invoices, and supporting papers have been filed pertaining to the following enumerated expenditures, which have been reviewed and processed for payment by the Controller's Office, Purchasing Department, and other departments; according to the laws, rules, and regulations of Utah State University and the State of Utah. To the best of my knowledge and belief, all are legitimate claims against Utah State University and funds were available for payment of said claims.

State Appropriated Funds	Budget	Percent of Budget Expended (8% Fiscal Year Expired)	1-Jul-15 31-Jul-15	Year to Date	Prior Year to Date	Increase (Decrease) from Prior Year	Percent Increase (Decrease) from Prior Year
Education and General (Except Athletics)	\$220,649,495	7%	\$15,738,389	15,738,389	\$16,312,981	(\$574,592)	(3.52) %
Athletics	\$4,931,431	8%	409,887	409,887	396,651	13,236	3.34 %
E&G - O&M	\$2,128,300	0%	-	-	-	-	- %
Agricultural Experiment Station	16,402,528	6%	947,753	947,753	849,195	98,558	11.61 %
UWRL Appropriation	3,652,808	5%	169,186	169,186	159,365	9,821	6.16 %
UWRL Apportionment	5,112,154	6%	314,776	314,776	291,958	22,818	7.82 %
Tooele - Cont. Ed. Center	13,017,094	10%	1,278,934	1,278,934	975,581	303,353	31.09 %
Educationally Disadvantaged	100,033	16%	16,164	16,164	16,737	(573)	(3.42) %
Southeastern Utah - Cont. Ed. Center	2,358,012	5%	127,643	127,643	175,640	(47,997)	(27.33) %
Uintah Basin - Cont. Ed. Center	6,126,943	8%	471,879	471,879	508,772	(36,893)	(7.25) %
Cooperative Extension	16,490,734	7%	1,124,438	1,124,438	1,161,141	(36,703)	(3.16) %
Brigham City - Cont. Ed. Center	30,862,544	8%	2,526,966	2,526,966	999,648	1,527,318	152.79 %
USTAR	699,494	9%	64,760	64,760	499,127	(434,367)	(87.03) %
AWSF - USTAR Funding	100	-	5	5	600	(595)	(99.17) %
E&G - Vet Med	5,269,900	3%	168,806	168,806	-	168,806	- %
Price (USU Eastern)	15,490,263	6%	917,678	917,678	923,080	(5,402)	(0.59) %
Blanding Campus (USU Eastern)	4,186,067	7%	278,220	278,220	278,575	(355)	(0.13) %
Educationally Disadvantaged (USU Eastern)	187,520	0%	-	-	5,204	(5,204)	(100.00) %
Prehistoric Museum (USU Eastern)	559,443	6%	35,359	35,359	33,518	1,841	5.49 %
Workforce Education (USU Eastern)	1,838,877	5%	93,998	93,998	85,674	8,324	9.72 %
Total State Appropriated Funds	<u>\$350,063,740</u>	7%	<u>\$24,684,841</u>	<u>\$24,684,841</u>	<u>\$23,673,447</u>	<u>\$1,011,394</u>	4.27 %
Total State Appropriated Funds 2014-2015	<u>\$339,665,972</u>						
Increase from 2014-2015	<u>\$10,397,768</u>						
Percent Increase from 2014-2015	<u>3.06%</u>						

	1-Jul-15 31-Jul-15	Year to Date	Prior Year to Date	Increase (Decrease) from Prior Year	Percent Increase (Decrease) from Prior Year
<u>Other Unrestricted Funds</u>					
Overhead Reimbursement for R & D	\$773,276	\$773,276	\$989,068	(\$215,792)	(21.82) %
Designated	7,598,526	7,598,526	8,477,867	(879,341)	(10.37) %
Service Departments	4,542,133	4,542,133	4,099,149	442,984	10.81 %
Auxiliary Enterprises (Except Athletics)	2,146,585	2,146,585	1,994,879	151,706	7.60 %
Athletics - USU	1,843,195	1,843,195	1,049,036	794,159	75.70 %
	<u>16,903,715</u>	<u>16,903,715</u>	<u>16,609,999</u>	<u>293,716</u>	<u>1.77 %</u>
<u>Other Restricted Funds</u>					
Instruction	960,366	960,366	902,913	57,453	6.36 %
Research	2,425,855	2,425,855	3,176,554	(750,699)	(23.63) %
Public Service	2,861,458	2,861,458	2,370,099	491,359	20.73 %
Academic Support	469,761	469,761	519,025	(49,264)	(9.49) %
Student Services	759,518	759,518	313,260	446,258	142.46 %
Institutional Support	58,123	58,123	235,501	(177,378)	(75.32) %
Operation and Maintenance of Plant	2,004	2,004	6,798	(4,794)	(70.52) %
Scholarships and Fellowships	4,145,225	4,145,225	4,322,357	(177,132)	(4.10) %
Service Departments	-	-	-	-	0.00 %
Auxiliary Enterprises	545,945	545,945	175,091	370,854	211.81 %
	<u>12,228,255</u>	<u>12,228,255</u>	<u>12,021,598</u>	<u>206,657</u>	<u>1.72 %</u>
<u>Other Funds</u>					
Plant Funds	645,028	645,028	712,588	(67,560)	(9.48) %
Associated Students	-	-	332,793	(332,793)	(100.00) %
Other Agency Funds	8,625	8,625	36,727	(28,102)	(76.52) %
	<u>653,653</u>	<u>653,653</u>	<u>1,082,108</u>	<u>(428,455)</u>	<u>(39.59) %</u>
 Total All Funds	 <u>\$54,470,464</u>	 <u>\$54,470,464</u>	 <u>\$53,387,152</u>	 <u>\$1,083,312</u>	 <u>2.03 %</u>

10/19/15  
Date

  
David T. Cowley

**ITEM FOR ACTION**

**RE:** Contract/Grant Proposals and Awards (April, 2015)

The summary of the Status of Sponsored Program Awards, prepared by our Sponsored Programs Office for April 2015 is submitted for the Trustees' consideration. They have received the appropriate administrative review and approval.

**EXECUTIVE SUMMARY**

The awards for the month of April 2015 amounted to \$15,325,124 versus \$11,623,901 for April 2014.

The comparative graph, "Utah State University Sponsored Program Awards" indicates that through April 2015 cumulative award dollars were higher (6.2%) than last year for the same time period. Scholarships, fellowships and state appropriations for research are not included in either figure.

The value of proposals submitted decreased from \$34,794,229 in April 2014 to \$29,771,492 during April 2015 (-14.4%). The total number of current year proposals (1,285) is more than FY2014 (1,156).

**RECOMMENDATION**

The President and Vice President for Research recommend that the Board of Trustees approves the contract and grant status report for April 2015.

**RESOLUTION  
UTAH STATE UNIVERSITY  
BOARD OF TRUSTEES**

WHEREAS, The attached list of contract/grant proposals and awards (April, 2015) are recommended by the President and the Vice President for Research to the Board of Trustees:

NOW THEREFORE, BE IT NOW RESOLVED, That the USU Board of Trustees hereby approves the recommendation of the President and the Vice President for Research.

**RESOLUTION APPROVED BY BOARD OF TRUSTEES:**

---

---

Date

UTAH STATE UNIVERSITY  
 DIVISION OF SPONSORED PROGRAMS  
 AWARDS BY COLLEGE  
 FOR PERIOD: APRIL 2015

FY 2014 - FY 2015

COLLEGE	CURRENT MONTH						CUMULATIVE TOTALS					
	AWARDS APRIL 2014	AWARDS APRIL 2015	TOTAL \$ CHANGE	# APR 14	# APR 15	TOT CHG	AWARDS FY 2014	AWARDS FY 2015	TOTAL \$ CHANGE	# FY 14	# FY 15	TOT CHG
AGRICULTURE	\$ 847,516.59	\$ 400,874.30	\$ (446,642.29)	11	6	(5)	\$ 18,680,338.20	\$ 17,313,319.50	\$ (1,367,018.70)	128	124	(4)
ARTS	\$ -	\$ 31,000.00	\$ 31,000.00	-	2	2	\$ 26,700.00	\$ 186,000.00	\$ 159,300.00	5	7	2
BUSINESS	\$ -	\$ -	\$ -	-	-	-	\$ 259,118.00	\$ -	\$ (259,118.00)	5	-	(5)
CEU	\$ -	\$ 240,672.17	\$ 240,672.17	-	1	1	\$ 2,780,410.51	\$ 2,904,532.57	\$ 124,122.06	18	20	2
EDUCATION	\$ 594,606.88	\$ 718,135.63	\$ 123,528.75	9	16	7	\$ 25,007,617.25	\$ 38,576,865.30	\$ 13,569,248.05	158	174	16
ENGINEERING	\$ 1,143,164.00	\$ 1,002,019.00	\$ (141,145.00)	27	22	(5)	\$ 9,999,440.43	\$ 10,238,473.39	\$ 239,032.96	177	187	10
HaSS	\$ 28,810.00	\$ 5,000.00	\$ (23,810.00)	2	1	(1)	\$ 791,546.85	\$ 1,659,315.50	\$ 867,768.65	29	18	(11)
NAT. RESOURCES	\$ 238,760.26	\$ 590,741.16	\$ 351,980.90	11	14	3	\$ 13,826,142.72	\$ 6,088,273.81	\$ (7,737,868.91)	117	122	5
SCIENCE	\$ 805,038.00	\$ 1,207,198.29	\$ 402,160.29	10	13	3	\$ 6,525,962.60	\$ 8,040,101.40	\$ 1,514,138.80	81	96	15
ADMIN. SERVICES	\$ 188,100.60	\$ 5,000.00	\$ (183,100.60)	3	1	(2)	\$ 5,564,255.68	\$ 1,884,292.63	\$ (3,679,963.05)	15	16	1
COOP. EXTENSION	\$ 66,784.00	\$ 509,334.20	\$ 442,550.20	3	9	6	\$ 4,202,510.13	\$ 13,053,436.08	\$ 8,850,925.95	71	97	26
RCDE	\$ -	\$ 46,000.00	\$ 46,000.00	-	2	2	\$ 178,288.00	\$ 548,899.00	\$ 370,611.00	9	13	4
MISCELLANEOUS	\$ 86,512.00	\$ 145,010.00	\$ 58,498.00	4	7	3	\$ 1,824,831.60	\$ 1,932,587.62	\$ 107,756.02	49	79	30
<b>CAMPUS TOTALS</b>	<b>\$ 3,999,292.33</b>	<b>\$ 4,900,984.75</b>	<b>\$ 901,692.42</b>	<b>80</b>	<b>94</b>	<b>14</b>	<b>\$ 89,667,161.97</b>	<b>\$ 102,426,096.80</b>	<b>\$ 12,758,934.83</b>	<b>862</b>	<b>953</b>	<b>91</b>
<b>USURF TOTALS</b>	<b>\$ 7,624,608.70</b>	<b>\$ 10,424,139.53</b>	<b>\$ 2,799,530.83</b>	<b>24</b>	<b>23</b>	<b>(1)</b>	<b>\$ 69,722,447.25</b>	<b>\$ 67,349,470.23</b>	<b>\$ (2,372,977.02)</b>	<b>249</b>	<b>253</b>	<b>4</b>
<b>AWS TOTALS</b>	<b>\$ -</b>	<b>\$ -</b>	<b>\$ -</b>	<b>-</b>	<b>-</b>	<b>-</b>	<b>\$ 503,819.26</b>	<b>\$ -</b>	<b>\$ (503,819.26)</b>	<b>28</b>	<b>-</b>	<b>(28)</b>
<b>USU GRAND TOTAL</b>	<b>\$ 11,623,901.03</b>	<b>\$ 15,325,124.28</b>	<b>\$ 3,701,223.25</b>	<b>104</b>	<b>117</b>	<b>13</b>	<b>\$ 159,893,428.48</b>	<b>\$ 169,775,567.03</b>	<b>\$ 9,882,138.55</b>	<b>1,139</b>	<b>1,206</b>	<b>67</b>

PERCENTAGE OF CHANGE:	APRIL DOLLARS 2014 to 2015	APRIL NUMBERS 2014 to 2015	CUMULATIVE DOLLARS FY 14 to FY 15	CUMULATIVE NUMBERS FY 14 to FY 15
CAMPUS	22.55%	17.50%	14.23%	10.56%
USURF	36.72%	-4.17%	-3.40%	1.61%
AWS	-	-	-	-
<b>USU TOTAL % CHG.</b>	<b>31.84%</b>	<b>12.50%</b>	<b>6.18%</b>	<b>5.88%</b>

- Notes :** This report no longer includes Scholarship, Fellowship, State Legislative Research, or IOT/FIOT funds.  
 : The Admin. Services line includes Provost, VP for Administrative Affairs, VP for Research & Graduate Studies, and Commercialization & Regional Development.  
 : The Miscellaneous line includes Information Technology, Library Services, Student Services, and University & Community Relations.  
 : On July 1, 2010 Utah State University merged with the College of Eastern Utah (CEU), and their numbers will be reflected in these reports from that date forward.  
 : On July 1, 2010 Departments were removed from the College of HaSS, and were moved to the newly created Caine College of the Arts.  
 : In November of 2011 the Department of Computer Science was moved out of the College of Science and was made a department within the College of Engineering.  
 : As of June 2012 this report will include competitively awarded Scholarship and Fellowship Awards

## Selected List of Awards Greater than \$1,000,000.00 from 04-01-2015 to 04-30-2015

Filters Applied\*: No Filter

### Award # 1

Control Number	S00001660	Agency	5,888,618.00
Funding Agency	Exelis Inc.	USU	0.00
Flow Through Agency	NASA Langley Research Center	Total	5,888,618.00
Department	USURF		
College	USURF		
Admin. Center	USU Research Foundation		
Research Function	Sponsored Research-Applied		
Program Manager(s)	Joel CARDON		
Co-PI(s)			
Period of Performance	06-17-2014 -- 07-31-2016		
Original Award Date	06-17-2014		
Change/Mod Effective Date	04-23-2015		
Program Name	Radiation Budget Instrument Calibration		
Statement	The Space Dynamics Laboratory (SDL) will provide thermal vacuum testing and calibration of the Radiation Budget Instruments (RBI) and provide Miniature On-orbit Temperature Reference (MOTR) Phase Change Cells.		

### Award # 2

Control Number	S12002017	Agency	2,334,393.00
Funding Agency	Naval Research Lab	USU	0.00
Flow Through Agency	Air Force	Total	2,334,393.00
Department	USURF		
College	USURF		
Admin. Center	USU Research Foundation		
Research Function	Sponsored Research-Applied		
Program Manager(s)	Glen WADA		
Co-PI(s)			
Period of Performance	03-02-2015 -- 02-28-2016		
Original Award Date	03-02-2015		
Change/Mod Effective Date	04-08-2015		
Program Name	Naval Research Laboratory (NRL) Intelligence, Surveillance, and Reconnaissance Systems (ISRS) Task Order 0002 - FY15 Interim Virtualized Imagery Processing Capability (VIP-C) Tasks		
Statement	Space Dynamics Laboratory will provide software and hardware upgrades and modifications to the Virtualized Imagery Processing Capability (VIP-C) as required and requested by the Air Force.		

**Agency Total** 8,223,011.00

For Official Use Only

Prepared: 05-12-2015 10:54

**USU Total** 0.00

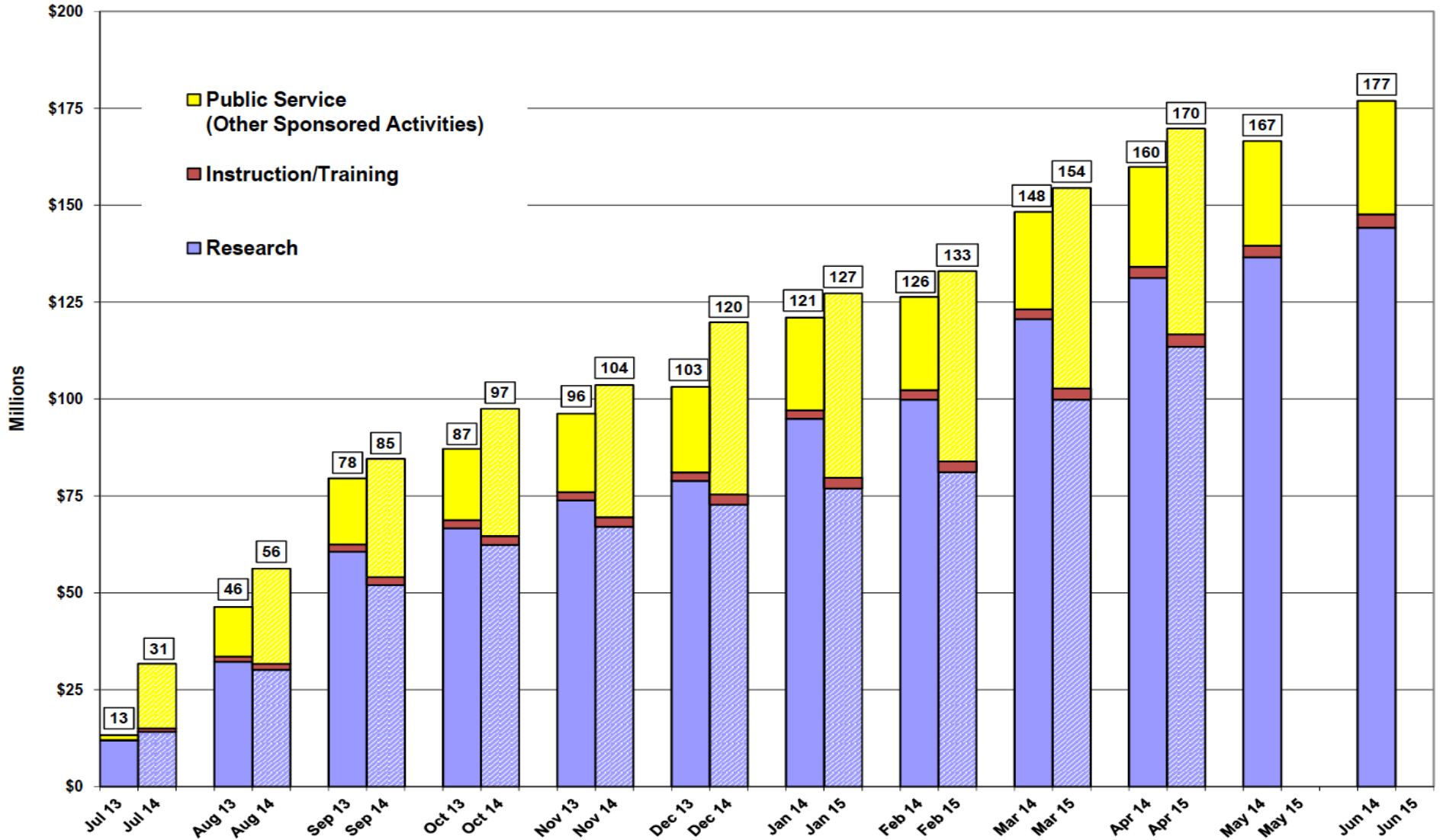
**Grand Total** 8,223,011.00

---

\* Only awards from the listed filters are included in this report. If you believe that you should have access to information about additional departments, colleges, or research centers, please submit a support request on the Electronic-Office website or email Keith Paskett: [Keith.Paskett@usu.edu](mailto:Keith.Paskett@usu.edu).



## Utah State University Sponsored Program Awards FY 2014 - FY 2015



UTAH STATE UNIVERSITY  
 DIVISION OF SPONSORED PROGRAMS  
 PROPOSALS BY COLLEGE  
 FOR PERIOD: APRIL 2015

FY 2014 - FY 2015

COLLEGE	CURRENT MONTH						CUMULATIVE TOTALS					
	PROPOSALS APRIL 2014	PROPOSALS APRIL 2015	TOTAL \$ CHANGE	# APR 14	# APR 15	TOT CHG	PROPOSALS FY 2014	PROPOSALS FY 2015	TOTAL \$ CHANGE	# FY 14	# FY 15	TOT CHG
AGRICULTURE	\$ 5,292,447.40	\$ 12,504,590.00	\$ 7,212,142.60	21	24	3	\$ 33,337,078.66	\$ 41,401,693.00	\$ 8,064,614.34	114	135	21
ARTS	\$ -	\$ -	\$ -	-	-	-	\$ 38,000.00	\$ 1,560,549.00	\$ 1,522,549.00	4	10	6
BUSINESS	\$ 494,875.73	\$ -	\$ (494,875.73)	1	-	(1)	\$ 543,875.73	\$ 571,495.00	\$ 27,619.27	3	5	2
CEU	\$ -	\$ -	\$ -	-	-	-	\$ 4,017,636.00	\$ 7,470,616.00	\$ 3,452,980.00	15	20	5
EDUCATION	\$ 5,624,135.11	\$ 4,533,299.33	\$ (1,090,835.78)	23	23	-	\$ 68,780,152.32	\$ 85,700,031.33	\$ 16,919,879.01	151	180	29
ENGINEERING	\$ 6,897,558.00	\$ 5,520,699.00	\$ (1,376,859.00)	41	33	(8)	\$ 45,771,310.99	\$ 47,663,726.60	\$ 1,892,415.61	261	284	23
HaSS	\$ 616,714.00	\$ 107,855.00	\$ (508,859.00)	4	2	(2)	\$ 2,768,220.72	\$ 2,546,437.00	\$ (221,783.72)	32	22	(10)
NAT. RESOURCES	\$ 2,526,510.65	\$ 2,392,987.00	\$ (133,523.65)	16	10	(6)	\$ 12,791,929.17	\$ 16,397,645.80	\$ 3,605,716.63	107	132	25
SCIENCE	\$ 5,946,775.00	\$ 2,215,026.50	\$ (3,731,748.50)	22	14	(8)	\$ 39,888,433.85	\$ 29,896,588.31	\$ (9,991,845.54)	116	114	(2)
ADMIN. SERVICES	\$ 49,999.00	\$ 21,760.00	\$ (28,239.00)	1	2	1	\$ 4,022,324.43	\$ 905,318.00	\$ (3,117,006.43)	15	13	(2)
COOP. EXTENSION	\$ 1,334,638.00	\$ 1,097,276.00	\$ (237,362.00)	9	8	(1)	\$ 3,965,899.43	\$ 22,816,552.88	\$ 18,850,653.45	53	97	44
RCDE	\$ 55,841.17	\$ -	\$ (55,841.17)	5	-	(5)	\$ 154,754.17	\$ 1,730,490.00	\$ 1,575,735.83	11	21	10
MISCELLANEOUS	\$ 230,465.00	\$ 130,003.00	\$ (100,462.00)	5	10	5	\$ 1,791,152.40	\$ 2,596,281.43	\$ 805,129.03	51	79	28
<b>CAMPUS TOTALS</b>	<b>\$ 29,069,959.06</b>	<b>\$ 28,523,495.83</b>	<b>\$ (546,463.23)</b>	<b>148</b>	<b>126</b>	<b>(22)</b>	<b>\$ 217,870,767.87</b>	<b>\$ 261,257,424.35</b>	<b>\$ 43,386,656.48</b>	<b>933</b>	<b>1,112</b>	<b>179</b>
<b>USURF TOTALS</b>	<b>\$ 5,724,270.18</b>	<b>\$ 1,247,996.32</b>	<b>\$ (4,476,273.86)</b>	<b>23</b>	<b>19</b>	<b>(4)</b>	<b>\$ 131,646,403.33</b>	<b>\$ 119,465,832.22</b>	<b>\$ (12,180,571.11)</b>	<b>210</b>	<b>173</b>	<b>(37)</b>
<b>AWS TOTALS</b>	<b>\$ -</b>	<b>\$ -</b>	<b>\$ -</b>	<b>-</b>	<b>-</b>	<b>-</b>	<b>\$ 283,121.48</b>	<b>\$ -</b>	<b>\$ (283,121.48)</b>	<b>13</b>	<b>-</b>	<b>(13)</b>
<b>USU GRAND TOTAL</b>	<b>\$ 34,794,229.24</b>	<b>\$ 29,771,492.15</b>	<b>\$ (5,022,737.09)</b>	<b>171</b>	<b>145</b>	<b>(26)</b>	<b>\$ 349,800,292.68</b>	<b>\$ 380,723,256.57</b>	<b>\$ 30,922,963.89</b>	<b>1,156</b>	<b>1,285</b>	<b>129</b>

PERCENTAGE OF CHANGE:	APRIL DOLLARS 2014 to 2015	APRIL NUMBERS 2014 to 2015	CUMULATIVE DOLLARS FY 14 to FY 15	CUMULATIVE NUMBERS FY 14 to FY 15
CAMPUS	-1.88%	-14.86%	19.91%	19.19%
USURF	-78.20%	-17.39%	-9.25%	-17.62%
AWS	-	-	-	-
<b>USU TOTAL % CHG.</b>	<b>-14.44%</b>	<b>-15.20%</b>	<b>8.84%</b>	<b>11.16%</b>

- Notes :** This report no longer includes Scholarship, Fellowship, State Legislative Research, or IOT/FIOT funds.  
 : The Admin. Services line includes Provost, VP for Administrative Affairs, VP for Research & Graduate Studies, and Commercialization & Regional Development.  
 : The Miscellaneous line includes Information Technology, Library Services, Student Services, and University & Community Relations.  
 : On July 1, 2010 Utah State University merged with the College of Eastern Utah (CEU), and their numbers will be reflected in these reports from that date forward.  
 : On July 1, 2010 Departments were removed from the College of HaSS, and were moved to the newly created Caine College of the Arts.  
 : In November of 2011 the Department of Computer Science was moved out of the College of Science and was made a department within the College of Engineering.  
 : As of June 2012 this report will include competitively proposed Scholarship and Fellowship Proposals

## Selected List of Proposals Greater than \$1,000,000.00 from 04-01-2015 to 04-30-2015

Filters Applied\*: No Filter

### Proposal # 1: New

Control Number	150881	Agency	\$1,143,200.00
Proposal ID	T00034905 Revision: 0	USU	\$0.00
Funding Agency	South Dakota Department of Education	Other	\$0.00
Department	CNTR FOR PERSONS WITH DISAB. (CPD)	Total	\$1,143,200.00
College	College of Ed. & Human Svc. (ED)		
Research Center	Cntr for Persons with Disab. (CPD)		
Research Function	Other Assistance		
Principal Investigator(s)	John COPENHAVER		
Co-PI(s)			
Period of Performance	06-01-2015 -- 05-31-2018		
Proposal Date	04-02-2015		
Program Name	South Dakota Technical Assistance, Dispute Resolution Consortium, and Data Project.		
Statement	TAESE will support the State of South Dakota through dispute resolution work, specialized technical assistance, and specialized data assistance.		

### Proposal # 2: New

Control Number	150884	Agency	\$1,482,138.00
Proposal ID	T00034908 Revision: 0	USU	\$0.00
Funding Agency	U.S. National Science Foundation (NSF)	Other	\$0.00
Department	WATERSHED SCIENCES (WATS)	Total	\$1,482,138.00
College	College of Natural Resources (CNR)		
Research Center	Ecology Center		
Research Function	Sponsored Research-Basic		
Principal Investigator(s)	Charles HAWKINS		
Co-PI(s)	Edward HAMMILL, Trisha ATWOOD		
Period of Performance	06-01-2016 -- 05-31-2020		
Proposal Date	04-02-2015		
Program Name	Regional Variation in Beta Diversity in Aquatic Ecosystems and its Consequences		
Statement	This project will advance knowledge regarding the natural mechanisms that influence continental scale patterns of biodiversity in aquatic ecosystems, how those patterns affect landscape heterogeneity in ecosystem processes, and how climate change and land use affect those patterns and processes.		

For Official Use Only

Prepared: 05-13-2015 13:57

**Proposal # 3: New**

Control Number	150893	Agency	\$5,069,791.00
Proposal ID	T00034920 Revision: 0	USU	\$0.00
Funding Agency	Unknown	Other	\$0.00
Department	PLANTS, SOILS, & CLIMATE (PSC)	Total	\$5,069,791.00
College	College of Agriculture (AG)		
Research Center	Ag Experiment Station (AES)		
Research Function	Sponsored Research-Applied		
Principal Investigator(s)	Teryl ROPER		
Co-PI(s)			
Period of Performance	04-01-2015 -- 05-31-2020		
Proposal Date	04-07-2015		
Program Name	2015 Implementation of Western Region Sustainable Agriculture Research and Education (SARE) Proposal		
Statement	This project will benefit the public because the coordination and implementation of the SARE program for the Western Region provides about 5.1 million dollars in funding annually. This program offers opportunities to compete for USDA funding for Sustainable Agriculture Research and Education grants for institutions, farmers, and ranchers throughout the Western regions. This includes Utah.		

**Proposal # 4: New**

Control Number	150899	Agency	\$1,102,087.00
Proposal ID	T00034928 Revision: 0	USU	\$0.00
Funding Agency	U.S. National Science Foundation (NSF)	Other	\$0.00
Department	SCH. OF TEACH.ED. & LDRSHIP (TEAL)	Total	\$1,102,087.00
College	College of Ed. & Human Svc. (ED)		
Research Center	Sci.,Tech.,Eng.,Ed. & Math.(STE2M)		
Research Function	Sponsored Research-Applied		
Principal Investigator(s)	Colby TOFEL-GREHL		
Co-PI(s)	Vicki ALLAN, Louis NADELSON		
Period of Performance	01-01-2016 -- 12-31-2017		
Proposal Date	04-09-2015		
Program Name	Project STITCH: STEM Teaching Integrating Textiles and Computing Holistically		
Statement	STEM Teaching Integrating Textiles and Computing Holistically (STITCH) is a curriculum and professional development project designed to facilitate the development of a curricular approach to STEM content that integrates computer science (both hardware and software applications and development) into STEM curricular content to solve a range of authentic problems across disciplines in grades 6-12.		

**Proposal # 5: New**

Control Number	150920	Agency	\$2,467,065.00
Proposal ID	T00034957 Revision: 0	USU	\$0.00
Funding Agency	U.S. Dept. of Ed. - National Institute on Disability and Rehab Research	Other	\$0.00
Department	LANDSCAPE ARCH. & ENV. PLAN. (LAEP)	Total	\$2,467,065.00
College	College of Agriculture (AG)		
Research Center	Ag Experiment Station (AES)		
Research Function	Sponsored Research-Basic		
Principal Investigator(s)	Keith CHRISTENSEN		
Co-PI(s)	Anthony CHEN		
Period of Performance	11-01-2015 -- 10-31-2020		
Proposal Date	04-16-2015		
Program Name	A Socio-Ecologic Framework Supporting Individuals with Disabilities# Community		
Statement	The purpose of this research project will be to develop a socio-ecologic framework describing the environmental factors associated with individuals with disabilities# community participation. This socio-ecologic framework will be used to examine mainstream community infrastructure planning practices and policies effects on individuals with disabilities# community participation. The outcomes will be developed and disseminated as tools, practices, and policies which may be implemented in mainstream community infrastructure planning.		

<b>Agency Total</b>	<b>\$11,264,281.00</b>
<b>USU Total</b>	<b>\$0.00</b>
<b>Other Total</b>	<b>\$0.00</b>
<b>Grand Total</b>	<b>\$11,264,281.00</b>

\* Only proposals from the listed filters are included in this report. If you believe that you should have access to information about additional departments, colleges, or research centers, please submit a support request on the Electronic-Office website or email Keith Paskett: Keith.Paskett@usu.f.usu.edu.

**ITEM FOR ACTION**

**RE:** Contract/Grant Proposals and Awards (May, 2015)

The summary of the Status of Sponsored Program Awards, prepared by our Sponsored Programs Office for May 2015 is submitted for the Trustees' consideration. They have received the appropriate administrative review and approval.

**EXECUTIVE SUMMARY**

The awards for the month of May 2015 amounted to \$8,839,603 versus \$6,654,225 for May 2014.

The comparative graph, "Utah State University Sponsored Program Awards" indicates that through May 2015 cumulative award dollars were higher (7.3%) than last year for the same time period. Scholarships, fellowships and state appropriations for research are not included in either figure.

The value of proposals submitted decreased from \$49,427,198 in May 2014 to \$32,964,372 during May 2015 (-33.3%). The total number of current year proposals (1,428) is more than FY2014 (1,328).

**RECOMMENDATION**

The President and Vice President for Research recommend that the Board of Trustees approves the contract and grant status report for May 2015.

**RESOLUTION  
UTAH STATE UNIVERSITY  
BOARD OF TRUSTEES**

WHEREAS, The attached list of contract/grant proposals and awards (May, 2015) are recommended by the President and the Vice President for Research to the Board of Trustees:

NOW THEREFORE, BE IT NOW RESOLVED, That the USU Board of Trustees hereby approves the recommendation of the President and the Vice President for Research.

**RESOLUTION APPROVED BY BOARD OF TRUSTEES:**

---

---

Date

UTAH STATE UNIVERSITY  
 DIVISION OF SPONSORED PROGRAMS  
 AWARDS BY COLLEGE  
 FOR PERIOD: MAY 2015

FY 2014 - FY 2015

COLLEGE	CURRENT MONTH						CUMULATIVE TOTALS					
	AWARDS MAY 2014	AWARDS MAY 2015	TOTAL \$ CHANGE	# MAY 14	# MAY 15	TOT CHG	AWARDS FY 2014	AWARDS FY 2015	TOTAL \$ CHANGE	# FY 14	# FY 15	TOT CHG
AGRICULTURE	\$ 457,278.51	\$ 839,283.56	\$ 382,005.05	9	18	9	\$ 19,137,616.71	\$ 18,152,603.06	\$ (985,013.65)	137	142	5
ARTS	\$ 5,000.00	\$ -	\$ (5,000.00)	1	-	(1)	\$ 31,700.00	\$ 186,000.00	\$ 154,300.00	6	7	1
BUSINESS	\$ -	\$ -	\$ -	-	-	-	\$ 259,118.00	\$ -	\$ (259,118.00)	5	-	(5)
CEU	\$ -	\$ -	\$ -	-	-	-	\$ 2,780,410.51	\$ 2,904,532.57	\$ 124,122.06	18	20	2
EDUCATION	\$ 363,033.98	\$ 325,447.96	\$ (37,586.02)	12	15	3	\$ 25,370,651.23	\$ 38,902,313.26	\$ 13,531,662.03	170	189	19
ENGINEERING	\$ 356,415.00	\$ 763,817.00	\$ 407,402.00	16	13	(3)	\$ 10,355,855.43	\$ 11,002,290.39	\$ 646,434.96	193	200	7
HaSS	\$ 40,862.50	\$ 132,521.72	\$ 91,659.22	3	2	(1)	\$ 832,409.35	\$ 1,791,837.22	\$ 959,427.87	32	20	(12)
NAT. RESOURCES	\$ 1,219,831.02	\$ 549,069.17	\$ (670,761.85)	16	8	(8)	\$ 15,045,973.74	\$ 6,637,342.98	\$ (8,408,630.76)	133	130	(3)
SCIENCE	\$ 614,065.00	\$ 689,125.28	\$ 75,060.28	15	13	(2)	\$ 7,140,027.60	\$ 8,729,226.68	\$ 1,589,199.08	96	109	13
ADMIN. SERVICES	\$ (32,750.00)	\$ -	\$ 32,750.00	4	-	(4)	\$ 5,531,505.68	\$ 1,884,292.63	\$ (3,647,213.05)	19	16	(3)
COOP. EXTENSION	\$ 112,606.00	\$ 33,000.00	\$ (79,606.00)	3	2	(1)	\$ 4,315,116.13	\$ 13,086,436.08	\$ 8,771,319.95	74	99	25
RCDE	\$ 42,965.39	\$ -	\$ (42,965.39)	2	-	(2)	\$ 221,253.39	\$ 548,899.00	\$ 327,645.61	11	13	2
MISCELLANEOUS	\$ 86,118.00	\$ 206,353.00	\$ 120,235.00	8	11	3	\$ 1,910,949.60	\$ 2,138,940.62	\$ 227,991.02	57	90	33
<b>CAMPUS TOTALS</b>	<b>\$ 3,265,425.40</b>	<b>\$ 3,538,617.69</b>	<b>\$ 273,192.29</b>	<b>89</b>	<b>82</b>	<b>(7)</b>	<b>\$ 92,932,587.37</b>	<b>\$ 105,964,714.49</b>	<b>\$ 13,032,127.12</b>	<b>951</b>	<b>1,035</b>	<b>84</b>
<b>USURF TOTALS</b>	<b>\$ 3,388,799.95</b>	<b>\$ 5,300,985.79</b>	<b>\$ 1,912,185.84</b>	<b>31</b>	<b>23</b>	<b>(8)</b>	<b>\$ 73,111,247.20</b>	<b>\$ 72,650,456.02</b>	<b>\$ (460,791.18)</b>	<b>280</b>	<b>276</b>	<b>(4)</b>
<b>AWS TOTALS</b>	<b>\$ -</b>	<b>\$ -</b>	<b>\$ -</b>	<b>-</b>	<b>-</b>	<b>-</b>	<b>\$ 503,819.26</b>	<b>\$ -</b>	<b>\$ (503,819.26)</b>	<b>28</b>	<b>-</b>	<b>(28)</b>
<b>USU GRAND TOTAL</b>	<b>\$ 6,654,225.35</b>	<b>\$ 8,839,603.48</b>	<b>\$ 2,185,378.13</b>	<b>120</b>	<b>105</b>	<b>(15)</b>	<b>\$ 166,547,653.83</b>	<b>\$ 178,615,170.51</b>	<b>\$ 12,067,516.68</b>	<b>1,259</b>	<b>1,311</b>	<b>52</b>

PERCENTAGE OF CHANGE:	MAY DOLLARS 2014 to 2015	MAY NUMBERS 2014 to 2015	CUMULATIVE DOLLARS FY 14 to FY 15	CUMULATIVE NUMBERS FY 14 to FY 15
CAMPUS	8.37%	-7.87%	14.02%	8.83%
USURF	56.43%	-25.81%	-0.63%	-1.43%
AWS	-	-	-	-
<b>USU TOTAL % CHG.</b>	<b>32.84%</b>	<b>-12.50%</b>	<b>7.25%</b>	<b>4.13%</b>

- Notes :** This report no longer includes Scholarship, Fellowship, State Legislative Research, or IOT/FIOT funds.
- : The Admin. Services line includes Provost, VP for Administrative Affairs, VP for Research & Graduate Studies, and Commercialization & Regional Development.
  - : The Miscellaneous line includes Information Technology, Library Services, Student Services, and University & Community Relations.
  - : On July 1, 2010 Utah State University merged with the College of Eastern Utah (CEU), and their numbers will be reflected in these reports from that date forward.
  - : On July 1, 2010 Departments were removed from the College of HaSS, and were moved to the newly created Caine College of the Arts.
  - : In November of 2011 the Department of Computer Science was moved out of the College of Science and was made a department within the College of Engineering.
  - : As of June 2012 this report will include competitively awarded Scholarship and Fellowship Awards



## Selected List of Awards Greater than \$1,000,000.00 from 05-01-2015 to 05-31-2015

Filters Applied\*: No Filter

### Award # 1

Control Number	S12003004	Agency	2,000,000.00
Funding Agency	Naval Research Lab	USU	0.00
Flow Through Agency	Naval Research Lab	Total	2,000,000.00
Department	USURF		
College	USURF		
Admin. Center	USU Research Foundation		
Research Function	Sponsored Research-Applied		
Program Manager(s)	Kenny REESE		
Co-PI(s)			
Period of Performance	12-16-2014 -- 03-31-2016		
Original Award Date	12-16-2014		
Change/Mod Effective Date	05-04-2015		
Program Name	Naval Research Laboratory (NRL) Intelligence, Surveillance, and Reconnaissance Systems (ISRS) Task Order 0003 - FI Program		
Statement	Space Dynamics Laboratory (SDL) will provide software engineering and management support to the Naval Research Laboratory for the FI program.		

**Agency Total**                      **2,000,000.00**

**USU Total**                                      **0.00**

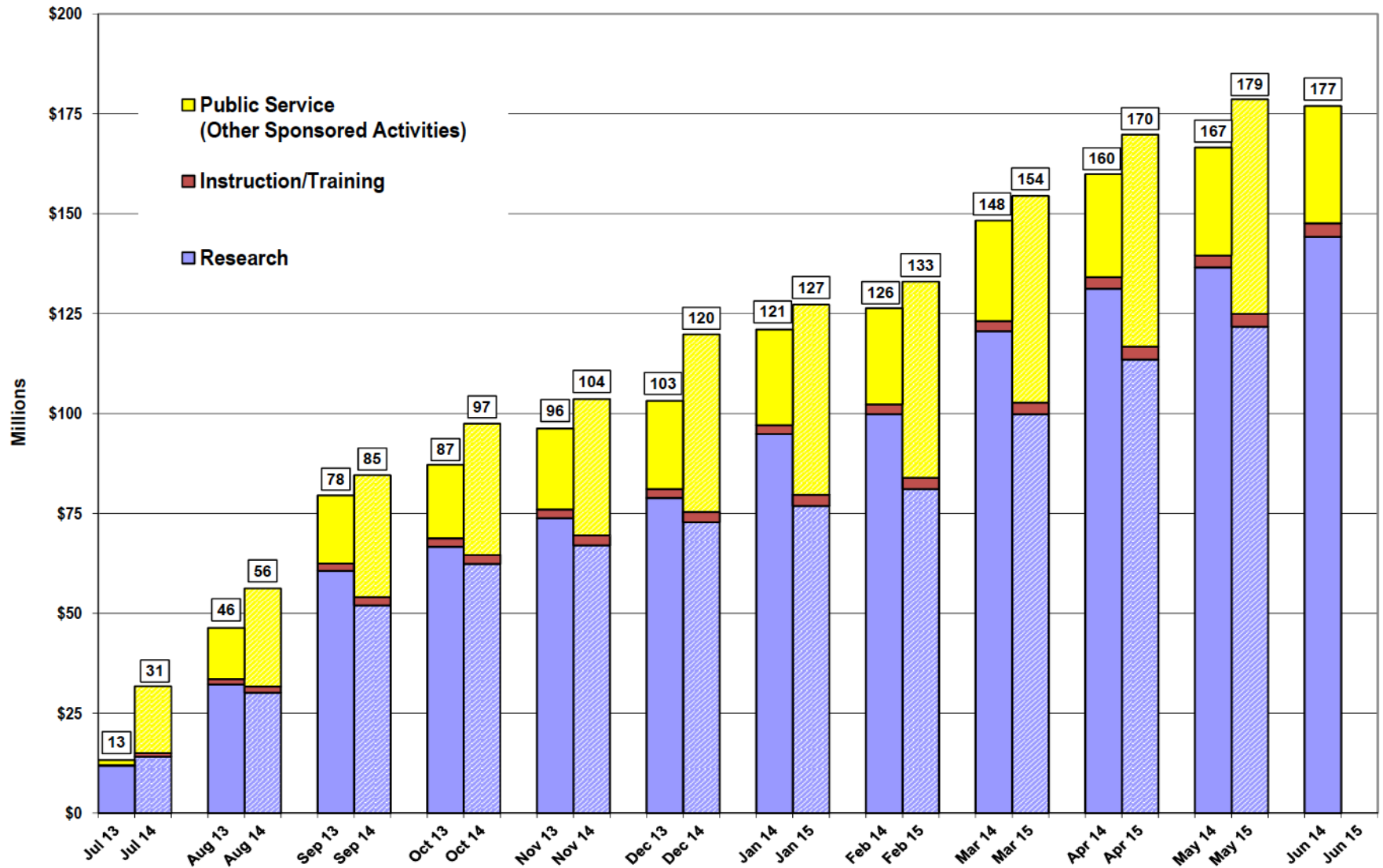
**Grand Total**                                      **2,000,000.00**

\* Only awards from the listed filters are included in this report. If you believe that you should have access to information about additional departments, colleges, or research centers, please submit a support request on the Electronic-Office website or email Keith Paskett: Keith.Paskett@usurf.usu.edu.

For Official Use Only

Prepared: 06-15-2015 13:28

## Utah State University Sponsored Program Awards FY 2014 - FY 2015



UTAH STATE UNIVERSITY  
 DIVISION OF SPONSORED PROGRAMS  
 PROPOSALS BY COLLEGE  
 FOR PERIOD: MAY 2015

FY 2014 - FY 2015

COLLEGE	CURRENT MONTH						CUMULATIVE TOTALS					
	PROPOSALS MAY 2014	PROPOSALS MAY 2015	TOTAL \$ CHANGE	# MAY 14	# MAY 15	TOT CHG	PROPOSALS FY 2014	PROPOSALS FY 2015	TOTAL \$ CHANGE	# FY 14	# FY 15	TOT CHG
AGRICULTURE	\$ 18,039,294.00	\$ 2,455,447.00	\$ (15,583,847.00)	15	13	(2)	\$ 51,376,372.66	\$ 43,857,140.00	\$ (7,519,232.66)	129	148	19
ARTS	\$ 5,000.00	\$ -	\$ (5,000.00)	1	-	(1)	\$ 43,000.00	\$ 1,560,549.00	\$ 1,517,549.00	5	10	5
BUSINESS	\$ 7,000.00	\$ -	\$ (7,000.00)	1	-	(1)	\$ 550,875.73	\$ 571,495.00	\$ 20,619.27	4	5	1
CEU	\$ 172,025.00	\$ 183,501.00	\$ 11,476.00	1	1	-	\$ 4,189,661.00	\$ 7,654,117.00	\$ 3,464,456.00	16	21	5
EDUCATION	\$ 7,737,227.90	\$ 6,991,959.85	\$ (745,268.05)	26	22	(4)	\$ 76,517,380.22	\$ 92,691,991.18	\$ 16,174,610.96	177	202	25
ENGINEERING	\$ 5,769,168.76	\$ 4,772,603.00	\$ (996,565.76)	28	20	(8)	\$ 51,540,479.75	\$ 52,436,329.60	\$ 895,849.85	289	304	15
HaSS	\$ 29,277.00	\$ -	\$ (29,277.00)	2	-	(2)	\$ 2,797,497.72	\$ 2,546,437.00	\$ (251,060.72)	34	22	(12)
NAT. RESOURCES	\$ 3,630,187.30	\$ 1,488,010.00	\$ (2,142,177.30)	32	27	(5)	\$ 16,422,116.47	\$ 17,885,655.80	\$ 1,463,539.33	139	159	20
SCIENCE	\$ 2,544,609.00	\$ 4,625,455.00	\$ 2,080,846.00	22	13	(9)	\$ 42,433,042.85	\$ 34,522,043.31	\$ (7,910,999.54)	138	127	(11)
ADMIN. SERVICES	\$ 418,750.00	\$ 46,422.00	\$ (372,328.00)	3	2	(1)	\$ 4,441,074.43	\$ 951,740.00	\$ (3,489,334.43)	18	15	(3)
COOP. EXTENSION	\$ 575,265.88	\$ 82,479.00	\$ (492,786.88)	7	11	4	\$ 4,541,165.31	\$ 22,899,031.88	\$ 18,357,866.57	60	108	48
RCDE	\$ 77,031.13	\$ 498,629.00	\$ 421,597.87	2	3	1	\$ 231,785.30	\$ 2,229,119.00	\$ 1,997,333.70	13	24	11
MISCELLANEOUS	\$ 231,604.00	\$ 594,845.22	\$ 363,241.22	16	11	(5)	\$ 2,022,756.40	\$ 3,191,126.65	\$ 1,168,370.25	67	90	23
<b>CAMPUS TOTALS</b>	<b>\$ 39,236,439.97</b>	<b>\$ 21,739,351.07</b>	<b>\$ (17,497,088.90)</b>	<b>156</b>	<b>123</b>	<b>(33)</b>	<b>\$ 257,107,207.84</b>	<b>\$ 282,996,775.42</b>	<b>\$ 25,889,567.58</b>	<b>1,089</b>	<b>1,235</b>	<b>146</b>
<b>USURF TOTALS</b>	<b>\$ 10,190,757.60</b>	<b>\$ 11,225,020.43</b>	<b>\$ 1,034,262.83</b>	<b>16</b>	<b>20</b>	<b>4</b>	<b>\$ 141,837,160.93</b>	<b>\$ 130,690,852.65</b>	<b>\$ (11,146,308.28)</b>	<b>226</b>	<b>193</b>	<b>(33)</b>
<b>AWS TOTALS</b>	<b>\$ -</b>	<b>\$ -</b>	<b>\$ -</b>	<b>-</b>	<b>-</b>	<b>-</b>	<b>\$ 283,121.48</b>	<b>\$ -</b>	<b>\$ (283,121.48)</b>	<b>13</b>	<b>-</b>	<b>(13)</b>
<b>USU GRAND TOTAL</b>	<b>\$ 49,427,197.57</b>	<b>\$ 32,964,371.50</b>	<b>\$ (16,462,826.07)</b>	<b>172</b>	<b>143</b>	<b>(29)</b>	<b>\$ 399,227,490.25</b>	<b>\$ 413,687,628.07</b>	<b>\$ 14,460,137.82</b>	<b>1,328</b>	<b>1,428</b>	<b>100</b>

PERCENTAGE OF CHANGE:	MAY DOLLARS 2014 to 2015	MAY NUMBERS 2014 to 2015	CUMULATIVE DOLLARS FY 14 to FY 15	CUMULATIVE NUMBERS FY 14 to FY 15
CAMPUS	-44.59%	-21.15%	10.07%	13.41%
USURF	10.15%	25.00%	-7.86%	-14.60%
AWS	-	-	-	-
<b>USU TOTAL % CHG.</b>	<b>-33.31%</b>	<b>-16.86%</b>	<b>3.62%</b>	<b>7.53%</b>

**Notes :** This report no longer includes Scholarship, Fellowship, State Legislative Research, or IOT/FIOT funds.  
 : The Admin. Services line includes Provost, VP for Administrative Affairs, VP for Research & Graduate Studies, and Commercialization & Regional Development.  
 : The Miscellaneous line includes Information Technology, Library Services, Student Services, and University & Community Relations.  
 : On July 1, 2010 Utah State University merged with the College of Eastern Utah (CEU), and their numbers will be reflected in these reports from that date forward.  
 : On July 1, 2010 Departments were removed from the College of HaSS, and were moved to the newly created Caine College of the Arts.  
 : In November of 2011 the Department of Computer Science was moved out of the College of Science and was made a department within the College of Engineering.  
 : As of June 2012 this report will include competitively proposed Scholarship and Fellowship Proposals

## Selected List of Proposals Greater than \$1,000,000.00 from 05-01-2015 to 05-31-2015

Filters Applied\*: No Filter

### Proposal # 1: New

Control Number	150958	Agency	\$999,998.00
Proposal ID	T00035003 Revision: 0	USU	\$119,703.00
Funding Agency	U.S. Dept. of Ed. - Rehab Services Admin. Prog. & Projects	Other	\$0.00
Department	DPSPED: SPECIAL EDUCATION & REHABILITATION	Total	\$1,119,701.00
College	CLEDOC: Education & Human Services		
Research Center	Univ. Research and Training (UR&T)		
Research Function	Instruction and Training		
Principal Investigator(s)	Jared SCHULTZ		
Co-PI(s)	Kathleen OERTLE, Timothy RIESEN		
Period of Performance	10-01-2015 -- 09-30-2020		
Proposal Date	05-06-2015		
Program Name	USU CSPD Graduate Certificate Program		
Statement	This project provides student support for individuals interested in pursuing the Certificate in Rehabilitation Counseling, with concentrations in CRC Certification, Transition Services, and Customized Employment. This project will serve 134 students over five years.		

### Proposal # 2: New

Control Number	150989	Agency	\$2,993,922.00
Proposal ID	T00035039 Revision: 0	USU	\$0.00
Funding Agency	U.S. National Science Foundation (NSF)	Other	\$0.00
Department	DPBIOL: BIOLOGY	Total	\$2,993,922.00
College	CLSCIN: Science		
Research Center	DPECOL: MRC-ECOLOGY CENTER		
Research Function	Sponsored Research-Basic		
Principal Investigator(s)	Nancy HUNTLY		
Co-PI(s)	Shih-Yu WANG, DAVID ROSENBERG, Courtney FLINT, Patrick BELMONT		
Period of Performance	09-01-2015 -- 08-31-2020		
Proposal Date	05-05-2015		
Program Name	Graduate training in collaborative interdisciplinary Climate Adaptation Research		
Statement	This project creates and assesses an innovative, research-based graduate STEM education program in climate adaptation sciences. It will support up to 40 trainees with stipends and features career-development including externships and communication training.		

**Proposal # 3: New**

Control Number	151016	Agency	\$3,101,750.00
Proposal ID	T00035075 Revision: 0	USU	\$372,074.00
Funding Agency	U.S. Department of Education (DoED)	Other	\$0.00
Department	DPCPD: MRC-CENTER FOR PERSONS WITH DISABILITIES	Total	\$3,473,824.00
College	CLEDUC: Education & Human Services		
Research Center	DPCPD: MRC-CNTR. FOR PERSONS W/ DIS		
Research Function	Sponsored Research-Applied		
Principal Investigator(s)	Margaret LUBKE		
Co-PI(s)			
Period of Performance	01-01-2016 -- 12-30-2019		
Proposal Date	05-13-2015		
Program Name	Teaching Narrative Language Skills: Starting Early and Stepping up Classroom Int		
Statement	Teachers and Caregivers will increase positive and meaningful interactions with children and the children will develop oral language skills that help them successfully transition into kindergarten and attain and sustain important literacy skills.		

**Proposal # 4: New**

Control Number	151034	Agency	\$2,990,049.00
Proposal ID	T00035103 Revision: 0	USU	\$0.00
Funding Agency	U.S. National Aeronautics & Space Administration (NASA)	Other	\$0.00
Department	DPEECE: ELECTRICAL & COMPUTER ENGINEERING	Total	\$2,990,049.00
College	CLENGR: Engineering		
Research Center	Univ. Research and Training (UR&T)		
Research Function	Sponsored Research-Basic		
Principal Investigator(s)	Charles SWENSON		
Co-PI(s)	Chad FISH, ALAN MARCHANT		
Period of Performance	01-01-2016 -- 12-31-2018		
Proposal Date	05-27-2015		
Program Name	MeNISCuS		
Statement	The Methane Nadir Imaging Spatial-heterodyne Cubesat Spectrometer (MeNISCuS) project will advance the technical readiness level (TRL) of a volume holographic grating (VHG) based imaging spectrometer technology for mapping and profiling of trace atmospheric gases from space.		

**Proposal # 5: New**

Control Number	151052	Agency	\$1,367,485.00
Proposal ID	T00035125 Revision: 0	USU	\$0.00
Funding Agency	U.S. National Science Foundation (NSF)	Other	\$0.00
Department	DPBIOL: BIOLOGY	Total	\$1,367,485.00
College	CLSCIN: Science		
Research Center	DPECOL: MRC-ECOLOGY CENTER		
Research Function	Sponsored Research-Basic		
Principal Investigator(s)	Zachariah GOMPERT		
Co-PI(s)	Karen MOCK		
Period of Performance	01-01-2016 -- 12-31-2020		
Proposal Date	05-26-2015		
Program Name	Genome to trait to landscape: using genomic prediction to understand the nature		
Statement	This project will provide a genome-level understanding of the contributions of genetic and environmental variation to phenotypic variation for ecologically and economically important traits in trees. We will gain a detailed picture of the spatial scale of adaptation, which will have a major impact on plant breeding and restoration.		

**Proposal # 6: New**

Control Number	09S070007	Agency	\$4,809,697.00
Proposal ID	T00003339 Revision: 0	USU	\$0.00
Funding Agency	Air Force Space and Missiles Command	Other	\$0.00
Department	USURF	Total	\$4,809,697.00
College	USURF		
Research Center	USU Research Foundation		
Research Function	Sponsored Research-Applied		
Program Manager(s)	Deon DIXON		
Co-PI(s)			
Period of Performance	03-16-2016 -- 07-31-2018		
Proposal Date	05-29-2015		
Program Name	Overhead Persistent Infrared (OPIR) Test Manager Wide Field-of-View (WFOV) Support		
Statement	The Space Dynamics Laboratory (SDL) will support the Space Based Infrared Systems Directorate Replenishment Division (ISR) of the Space and Missile Systems Center (SMC) with investigations into Overhead Persistent Infrared (OPIR) alternatives. This effort will require continued performance by SDL in the capacity of a University Affiliated Research Center (UARC) for research, development, and engineering work related to calibration facility evaluations, infrared (IR) focal plane studies, and IR sensor development, test, calibration, and on-orbit calibration.		

**Proposal # 7: Revision**

Control Number	S00002061	Agency	\$257,979.35
Proposal ID	T00002793 Revision: 1	USU	\$0.00
Funding Agency	Naval Research Lab	Other	\$0.00
Department	USURF	Total	\$257,979.35
College	USURF		
Research Center	USU Research Foundation		
Research Function	Sponsored Research-Applied		
Program Manager(s)	Burt LAMBORN		
Co-PI(s)			
Period of Performance	10-01-2015 -- 09-30-2016		
Proposal Date	05-26-2015		
Program Name	Naval Research Laboratory (NRL) High Precision Pointing Mirror System (HPPS) Phase II		
Statement	Space Dynamics Laboratory will provide additional risk-reduction efforts to the Naval Research Laboratory for the development of the High Performance Pointing Mirror System.		

**Proposal # 8: New**

Control Number	S00002411	Agency	\$2,073,314.00
Proposal ID	T00003273 Revision: 0	USU	\$0.00
Funding Agency	University of Maryland Baltimore County	Other	\$0.00
Department	USURF	Total	\$2,073,314.00
College	USURF		
Research Center	USU Research Foundation		
Research Function	Sponsored Research-Applied		
Program Manager(s)	Tim NEILSEN		
Co-PI(s)			
Period of Performance	12-01-2015 -- 12-31-2018		
Proposal Date	05-27-2015		
Program Name	Aerosol Science and Technology Experiment with CubeSat (ASTEC)		
Statement	The Space Dynamics Laboratory will build a 6U CubeSat bus that will house University of Maryland Baltimore County's instrument in the spacecraft payload bay. SDL will also provide use of its proven ground station to support the Aerosol Science and Technology Experiment from CubeSats (ASTEC) mission.		

**Proposal # 9: New**

Control Number	S00002453	Agency	\$1,997,150.00
Proposal ID	T00003345 Revision: 0	USU	\$0.00
Funding Agency	Orbital Sciences Corporation	Other	\$0.00
Department	USURF	Total	\$1,997,150.00
College	USURF		
Research Center	USU Research Foundation		
Research Function	Sponsored Research-Applied		
Program Manager(s)	Jed HANCOCK		
Co-PI(s)			
Period of Performance	06-01-2015 -- 06-30-2016		
Proposal Date	05-08-2015		
Program Name	Gladiator Wide Field of View Telescope		
Statement	The Space Dynamics Laboratory will provide Orbital/ATK with a wide field of view telescope to support the Gladiator program.		

**Proposal # 10: New**

Control Number	S00005032	Agency	\$1,103,387.00
Proposal ID	T00003317 Revision: 0	USU	\$0.00
Funding Agency	Missile Defense Agency	Other	\$0.00
Department	USURF	Total	\$1,103,387.00
College	USURF		
Research Center	USU Research Foundation		
Research Function	Sponsored Research-Applied		
Program Manager(s)	Bruce GUILMAIN		
Co-PI(s)			
Period of Performance	06-01-2015 -- 08-16-2016		
Proposal Date	05-11-2015		
Program Name	Missile Defense Agency Director for Engineering (DE) Staff Support/Counter Counter-Measures (CCM) Support		
Statement	The Space Dynamics Laboratory (SDL) and Systems, Technology and Science LLC (STS LLC) shall provide subject matter expertise and analytical services to support Missile Defense Agency's Engineering Directorate (MDA DE) and Counter Countermeasures Special Studies programs. Key support areas include systems engineering, technical assessments of missile defense programs, architectures, and technologies.		

<b>Agency Total</b>	<b>\$21,694,731.35</b>
<b>USU Total</b>	<b>\$491,777.00</b>
<b>Other Total</b>	<b>\$0.00</b>
<b>Grand Total</b>	<b>\$22,186,508.35</b>



**ITEM FOR ACTION**

**RE:** Contract/Grant Proposals and Awards (June, 2015)

The summary of the Status of Sponsored Program Awards, prepared by our Sponsored Programs Office for June 2015 is submitted for the Trustees' consideration. They have received the appropriate administrative review and approval.

**EXECUTIVE SUMMARY**

The awards for the month of June 2015 amounted to \$8,008,723 versus \$10,376,227 for June 2014.

The comparative graph, "Utah State University Sponsored Program Awards" indicates that through June 2015 cumulative award dollars were higher (5.5%) than last year for the same time period. Scholarships, fellowships and state appropriations for research are not included in either figure.

The value of proposals submitted decreased from \$63,203,223 in June 2014 to \$60,846,979 during June 2015 (-3.7%). The total number of current year proposals (1,567) is more than FY2014 (1,501).

**RECOMMENDATION**

The President and Vice President for Research recommend that the Board of Trustees approves the contract and grant status report for June 2015.

**RESOLUTION  
UTAH STATE UNIVERSITY  
BOARD OF TRUSTEES**

WHEREAS, The attached list of contract/grant proposals and awards (June, 2015) are recommended by the President and the Vice President for Research to the Board of Trustees:

NOW THEREFORE, BE IT NOW RESOLVED, That the USU Board of Trustees hereby approves the recommendation of the President and the Vice President for Research.

**RESOLUTION APPROVED BY BOARD OF TRUSTEES:**

---

---

Date

UTAH STATE UNIVERSITY  
 SPONSORED PROGRAMS OFFICE  
 AWARDS BY COLLEGE  
 FOR PERIOD: JUNE 2015

FY 2014 - FY 2015

COLLEGE	CURRENT MONTH						CUMULATIVE TOTALS					
	AWARDS JUNE 2014	AWARDS JUNE 2015	TOTAL \$ CHANGE	# JUN 14	# JUN 15	TOT CHG	AWARDS FY 2014	AWARDS FY 2015	TOTAL \$ CHANGE	# FY 14	# FY 15	TOT CHG
AGRICULTURE	\$ (111,273.20)	\$ 981,056.77	\$ 1,092,329.97	9	9	-	\$ 19,026,343.51	\$ 19,133,659.83	\$ 107,316.32	146	151	5
ARTS	\$ -	\$ -	\$ -	-	-	-	\$ 31,700.00	\$ 186,000.00	\$ 154,300.00	6	7	1
BUSINESS	\$ -	\$ -	\$ -	-	-	-	\$ 259,118.00	\$ -	\$ (259,118.00)	5	-	(5)
CEU	\$ 172,025.00	\$ 33,544.00	\$ (138,481.00)	1	2	1	\$ 2,952,435.51	\$ 2,938,076.57	\$ (14,358.94)	19	22	3
EDUCATION	\$ 1,817,161.43	\$ 1,137,029.25	\$ (680,132.18)	22	19	(3)	\$ 27,187,812.66	\$ 40,039,342.51	\$ 12,851,529.85	192	208	16
ENGINEERING	\$ 886,398.00	\$ 741,127.00	\$ (145,271.00)	27	12	(15)	\$ 11,242,253.43	\$ 11,743,417.39	\$ 501,163.96	220	212	(8)
HaSS	\$ 7,204.00	\$ 52,121.00	\$ 44,917.00	1	2	1	\$ 839,613.35	\$ 1,843,958.22	\$ 1,004,344.87	33	22	(11)
NAT. RESOURCES	\$ (5,189,996.09)	\$ 1,031,748.00	\$ 6,221,744.09	15	18	3	\$ 9,855,977.65	\$ 7,669,090.98	\$ (2,186,886.67)	148	148	-
SCIENCE	\$ 7,780,349.00	\$ 1,034,813.00	\$ (6,745,536.00)	13	15	2	\$ 14,920,376.60	\$ 9,764,039.68	\$ (5,156,336.92)	109	124	15
ADMIN. SERVICES	\$ 503,608.00	\$ 47,073.00	\$ (456,535.00)	3	2	(1)	\$ 6,035,113.68	\$ 1,931,365.63	\$ (4,103,748.05)	22	18	(4)
COOP. EXTENSION	\$ 113,712.00	\$ 61,000.00	\$ (52,712.00)	3	4	1	\$ 4,428,828.13	\$ 13,147,436.08	\$ 8,718,607.95	77	103	26
RCDE	\$ 74,781.00	\$ 25,000.00	\$ (49,781.00)	4	1	(3)	\$ 296,034.39	\$ 573,899.00	\$ 277,864.61	15	14	(1)
MISCELLANEOUS	\$ 640,179.00	\$ 161,745.22	\$ (478,433.78)	15	7	(8)	\$ 2,551,128.60	\$ 2,300,685.84	\$ (250,442.76)	72	97	25
<b>CAMPUS TOTALS</b>	<b>\$ 6,694,148.14</b>	<b>\$ 5,306,257.24</b>	<b>\$ (1,387,890.90)</b>	<b>113</b>	<b>91</b>	<b>(22)</b>	<b>\$ 99,626,735.51</b>	<b>\$ 111,270,971.73</b>	<b>\$ 11,644,236.22</b>	<b>1,064</b>	<b>1,126</b>	<b>62</b>
<b>USURF TOTALS</b>	<b>\$ 3,697,214.06</b>	<b>\$ 2,702,465.93</b>	<b>\$ (994,748.13)</b>	<b>23</b>	<b>16</b>	<b>(7)</b>	<b>\$ 76,808,461.26</b>	<b>\$ 75,352,921.95</b>	<b>\$ (1,455,539.31)</b>	<b>303</b>	<b>292</b>	<b>(11)</b>
<b>AWS</b>	<b>\$ (15,135.53)</b>	<b>\$ -</b>	<b>\$ 15,135.53</b>	<b>6</b>	<b>-</b>	<b>(6)</b>	<b>\$ 488,683.73</b>	<b>\$ -</b>	<b>\$ (488,683.73)</b>	<b>34</b>	<b>-</b>	<b>(34)</b>
<b>USU GRAND TOTAL</b>	<b>\$ 10,376,226.67</b>	<b>\$ 8,008,723.17</b>	<b>\$ (2,367,503.50)</b>	<b>142</b>	<b>107</b>	<b>(35)</b>	<b>\$ 176,923,880.50</b>	<b>\$ 186,623,893.68</b>	<b>\$ 9,700,013.18</b>	<b>1,401</b>	<b>1,418</b>	<b>17</b>
<b>PERCENTAGE OF CHANGE:</b>	<b>JUNE DOLLARS 2014 to 2015</b>		<b>JUNE NUMBERS 2014 to 2015</b>			<b>CUMULATIVE DOLLARS FY 14 to FY 15</b>			<b>CUMULATIVE NUMBERS FY 14 to FY 15</b>			
CAMPUS	-20.73%		-19.47%			11.69%			5.83%			
USURF	-26.91%		-30.43%			-1.90%			-3.63%			
AWS	-		-			-			-			
<b>USU TOTAL % CHG.</b>	<b>-22.82%</b>		<b>-24.65%</b>			<b>5.48%</b>			<b>1.21%</b>			

- Notes :** This report no longer includes Scholarship, Fellowship, State Legislative Research, or IOT/FIOT funds.
- : The Admin. Services line includes Provost, VP for Administrative Affairs, VP for Research & Graduate Studies, and Commercialization & Regional Development.
  - : The Miscellaneous line includes Information Technology, Library Services, Student Services, and University & Community Relations.
  - : On July 1, 2010 Utah State University merged with the College of Eastern Utah (CEU), and their numbers will be reflected in these reports from that date forward.
  - : On July 1, 2010 Departments were removed from the College of HaSS, and were moved to the newly created Caine College of the Arts.
  - : In November of 2011 the Department of Computer Science was moved out of the College of Science and was made a department within the College of Engineering.
  - : As of June 2012 this report will include competitively awarded Scholarship and Fellowship Awards

**Selected List of Awards Greater than  
\$1,000,000.00 from 06-01-2015 to 06-30-2015**

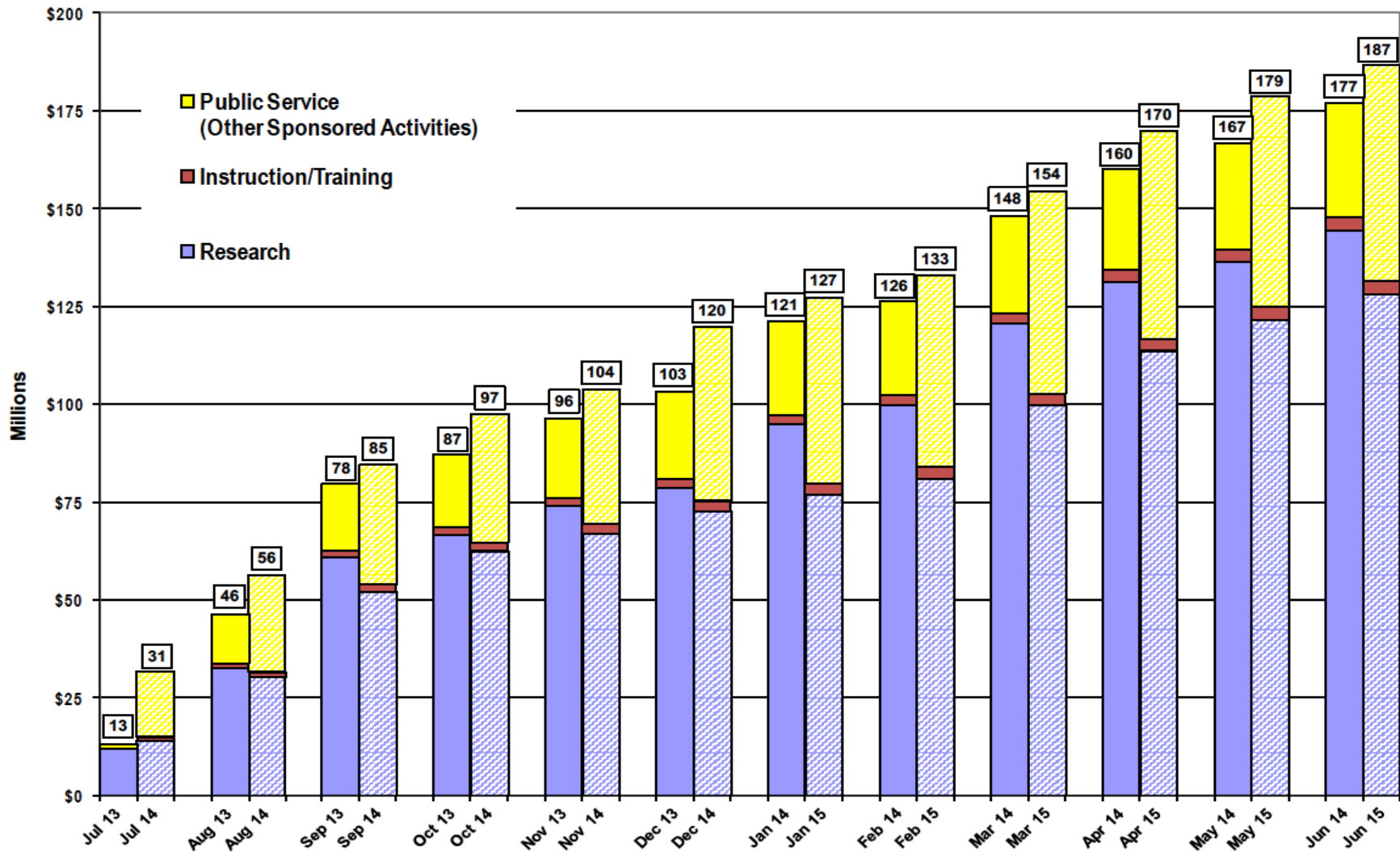
Filters Applied\*: No Filter

<b>Agency Total</b>	<b>0.00</b>
<b>USU Total</b>	<b>0.00</b>
<b>Grand Total</b>	<b>0.00</b>

---

\* Only awards from the listed filters are included in this report. If you believe that you should have access to information about additional departments, colleges, or research centers, please submit a support request on the Electronic-Office website or email Keith Paskett: [Keith.Paskett@usurf.usu.edu](mailto:Keith.Paskett@usurf.usu.edu).

## Utah State University Sponsored Program Awards FY 2014 - FY 2015



UTAH STATE UNIVERSITY  
 DIVISION OF SPONSORED PROGRAMS  
 PROPOSALS BY COLLEGE  
 FOR PERIOD: JUNE 2015

FY 2014 - FY 2015

COLLEGE	CURRENT MONTH						CUMULATIVE TOTALS					
	PROPOSALS JUNE 2014	PROPOSALS JUNE 2015	TOTAL \$ CHANGE	# JUN 14	# JUN 15	TOT CHG	PROPOSALS FY 2014	PROPOSALS FY 2015	TOTAL \$ CHANGE	# FY 14	# FY 15	TOT CHG
AGRICULTURE	\$ 1,722,692.50	\$ 12,388,152.00	\$ 10,665,459.50	18	22	4	\$ 53,099,065.16	\$ 56,245,292.00	\$ 3,146,226.84	147	170	23
ARTS	\$ 36,000.00	\$ (10,000.00)	\$ (46,000.00)	2	1	(1)	\$ 79,000.00	\$ 1,550,549.00	\$ 1,471,549.00	7	11	4
BUSINESS	\$ 299,931.00	\$ 156,723.00	\$ (143,208.00)	2	1	(1)	\$ 850,806.73	\$ 728,218.00	\$ (122,588.73)	6	6	-
CEU	\$ 161,457.00	\$ 118,792.00	\$ (42,665.00)	1	3	2	\$ 4,351,118.00	\$ 7,772,909.00	\$ 3,421,791.00	17	24	7
EDUCATION	\$ 13,544,119.76	\$ 5,657,205.00	\$ (7,886,914.76)	24	26	2	\$ 90,061,499.98	\$ 98,349,196.18	\$ 8,287,696.20	201	228	27
ENGINEERING	\$ 29,786,716.00	\$ 1,256,967.00	\$ (28,529,749.00)	38	19	(19)	\$ 81,327,195.75	\$ 53,693,296.60	\$ (27,633,899.15)	327	323	(4)
HaSS	\$ 15,500.00	\$ 2,435,284.00	\$ 2,419,784.00	2	5	3	\$ 2,812,997.72	\$ 4,981,721.00	\$ 2,168,723.28	36	27	(9)
NAT. RESOURCES	\$ 1,472,553.03	\$ 1,987,988.00	\$ 515,434.97	23	17	(6)	\$ 17,894,669.50	\$ 19,873,643.80	\$ 1,978,974.30	162	176	14
SCIENCE	\$ 5,944,928.00	\$ 2,816,437.00	\$ (3,128,491.00)	16	14	(2)	\$ 48,377,970.85	\$ 37,338,480.31	\$ (11,039,490.54)	154	141	(13)
ADMIN. SERVICES	\$ 756,766.00	\$ 20,000.00	\$ (736,766.00)	1	1	-	\$ 5,197,840.43	\$ 971,740.00	\$ (4,226,100.43)	19	16	(3)
COOP. EXTENSION	\$ 1,745,967.00	\$ 19,599,094.00	\$ 17,853,127.00	13	18	5	\$ 6,287,132.31	\$ 42,498,125.88	\$ 36,210,993.57	73	126	53
RCDE	\$ 197,800.00	\$ 3,254,478.00	\$ 3,056,678.00	2	3	1	\$ 429,585.30	\$ 5,483,597.00	\$ 5,054,011.70	15	27	12
MISCELLANEOUS	\$ 84,150.00	\$ 145,383.00	\$ 61,233.00	6	7	1	\$ 2,106,906.40	\$ 3,336,509.65	\$ 1,229,603.25	73	97	24
<b>CAMPUS TOTALS</b>	<b>\$ 55,768,580.29</b>	<b>\$ 49,826,503.00</b>	<b>\$ (5,942,077.29)</b>	<b>148</b>	<b>137</b>	<b>(11)</b>	<b>\$ 312,875,788.13</b>	<b>\$ 332,823,278.42</b>	<b>\$ 19,947,490.29</b>	<b>1,237</b>	<b>1,372</b>	<b>135</b>
<b>USURF TOTALS</b>	<b>\$ 7,434,642.22</b>	<b>\$ 11,020,476.00</b>	<b>\$ 3,585,833.78</b>	<b>25</b>	<b>22</b>	<b>(3)</b>	<b>\$ 149,271,803.15</b>	<b>\$ 141,711,328.65</b>	<b>\$ (7,560,474.50)</b>	<b>251</b>	<b>215</b>	<b>(36)</b>
<b>AWS</b>	<b>\$ -</b>	<b>\$ -</b>	<b>\$ -</b>	<b>-</b>	<b>-</b>	<b>-</b>	<b>\$ 283,121.48</b>	<b>\$ -</b>	<b>\$ (283,121.48)</b>	<b>13</b>	<b>-</b>	<b>(13)</b>
<b>USU GRAND TOTAL</b>	<b>\$ 63,203,222.51</b>	<b>\$ 60,846,979.00</b>	<b>\$ (2,356,243.51)</b>	<b>173</b>	<b>159</b>	<b>(14)</b>	<b>\$ 462,430,712.76</b>	<b>\$ 474,534,607.07</b>	<b>\$ 12,103,894.31</b>	<b>1,501</b>	<b>1,587</b>	<b>86</b>

PERCENTAGE OF CHANGE:	JUNE DOLLARS 2014 to 2015	JUNE NUMBERS 2014 to 2015	CUMULATIVE DOLLARS FY 14 to FY 15	CUMULATIVE NUMBERS FY 14 to FY 15
CAMPUS	-10.65%	-7.43%	6.38%	10.91%
USURF	48.23%	-12.00%	-5.06%	-14.34%
AWS	-	-	-	-
<b>USU TOTAL % CHG.</b>	<b>-3.73%</b>	<b>-8.09%</b>	<b>2.62%</b>	<b>5.73%</b>

- Notes :** This report no longer includes Scholarship, Fellowship, State Legislative Research, or IOT/FIOT funds.
- : The Admin. Services line includes Provost, VP for Administrative Affairs, VP for Research & Graduate Studies, and Commercialization & Regional Development.
  - : The Miscellaneous line includes Information Technology, Library Services, Student Services, and University & Community Relations.
  - : On July 1, 2010 Utah State University merged with the College of Eastern Utah (CEU), and their numbers will be reflected in these reports from that date forward.
  - : On July 1, 2010 Departments were removed from the College of HaSS, and were moved to the newly created Caine College of the Arts.
  - : In November of 2011 the Department of Computer Science was moved out of the College of Science and was made a department within the College of Engineering.
  - : As of June 2012 this report will include competitively proposed Scholarship and Fellowship Proposals

## Selected List of Proposals Greater than \$1,000,000.00 from 06-01-2015 to 06-30-2015

Filters Applied\*: No Filter

### Proposal # 1: Revision

Control Number	150396	Agency	\$17,645.00
Proposal ID	T00034310 Revision: 1	USU	\$0.00
Funding Agency	U.S. Dept. of Hlth. and Hum. Svcs. - National Institutes of Health (NIH)	Other	\$0.00
Department	DPPSYC: PSYCHOLOGY	Total	\$17,645.00
College	CLEDOC: Education & Human Services		
Research Center	Univ. Research and Training (UR&T)		
Research Function	Sponsored Research-Basic		
Principal Investigator(s)	Catalin BUHUSI		
Co-PI(s)	Mona BUHUSI		
Period of Performance	07-01-2015 -- 06-30-2020		
Proposal Date	06-29-2015		
Program Name	ATTENTIONAL PROCESSING OF TEMPORAL INFORMATION		
Statement	The project will investigate the behavioral and neurophysiological mechanisms involved in attentional processing of temporal information, with relevance to schizophrenia, attention deficit disorder, parkinson's, huntington's, and post-traumatic stress disorder.		

### Proposal # 2: New

Control Number	151074	Agency	\$2,421,284.00
Proposal ID	T00035150 Revision: 0	USU	\$0.00
Funding Agency	U.S. Dept. of Ag. - Agriculture and Food Research Initiative (AFRI)	Other	\$0.00
Department	DPADVS: ANIMAL, DAIRY & VETERINARY SCIENCES	Total	\$2,421,284.00
College	CLAGRI: Agriculture & App. Sciences		
Research Center	MRC-CNTR. FOR INTEGRATED BIOSYSTEMS		
Research Function	Sponsored Research-Basic		
Principal Investigator(s)	Zhongde WANG		
Co-PI(s)	Jacqueline LAROSE, DAVID WILSON, Kerry ROOD		
Period of Performance	01-01-2016 -- 12-31-2019		
Proposal Date	06-01-2015		
Program Name	Functional roles of single nucleotide polymorphism genetic markers of mastitis		
Statement	This project will define the functional roles of genetic markers of mastitis resistance in order to provide a basis for the future development of preventative and therapeutic strategies to reduce the impact of mastitis on the dairy industry. This project will also provide valuable education on the genomics of disease and the basis for genetic selection to producers.		

For Official Use Only

Prepared: 07-17-2015 12:16

**Proposal # 3: New**

Control Number	151075	Agency	\$1,974,540.00
Proposal ID	T00035151 Revision: 0	USU	\$0.00
Funding Agency	U.S. Dept. of Hlth. and Hum. Svcs. - National Institutes of Health (NIH)	Other	\$0.00
Department	DPADVS: ANIMAL, DAIRY & VETERINARY SCIENCES	Total	\$1,974,540.00
College	CLAGRI: Agriculture & App. Sciences		
Research Center	DPAES: MRC-AG. EXPERIMENT STATION		
Research Function	Sponsored Research-Basic		
Principal Investigator(s)	YOUNG-MIN LEE		
Co-PI(s)	SANG-IM YUN		
Period of Performance	01-01-2016 -- 12-31-2020		
Proposal Date	06-01-2015		
Program Name	Host Factors Required for Japanese Encephalitis Virus Replication		
Statement	Our research will identify an array of human host factors crucial for discrete entry and post-entry steps of Japanese encephalitis virus (JEV) replication, which may offer the promise of a new class of host-targeting antivirals for the treatment and prevention of JEV infection.		

**Proposal # 4: New**

Control Number	151080	Agency	\$2,951,737.00
Proposal ID	T00035158 Revision: 0	USU	\$0.00
Funding Agency	UT Dept. of Hum. Svcs. - Child and Family Services	Other	\$0.00
Department	DPCUBC: REGIONAL CAMPUS - UINTAH BASIN	Total	\$2,951,737.00
College	CLCEDU: Regional Campuses		
Research Center	Reg. Campuses / Dist. Ed. (RCDE)		
Research Function	Instruction and Training		
Principal Investigator(s)	Derrick TOLLEFSON		
Co-PI(s)	Diane CALLOWAY-GRAHAM		
Period of Performance	07-01-2015 -- 06-30-2016		
Proposal Date	06-08-2015		
Program Name	DHS/DCFS Title IV-E Training Project Continuation		
Statement	Recruit and train professional social workers for employment with the Utah Department of Human Services Division of Child and Family Services.		



**Proposal # 5: New**

Control Number	151083	Agency	\$2,125,163.00
Proposal ID	T00035161 Revision: 0	USU	\$0.00
Funding Agency	U.S. Dept. of Hlth. and Hum. Svcs. - National Institutes of Health (NIH)	Other	\$0.00
Department	DPSSWA: SOCIOLOGY, SOCIAL WORK & ANTHROPOLOGY	Total	\$2,125,163.00
College	CLHMSS: Humanities & Soc. Sciences		
Research Center	DPAES: MRC-AG. EXPERIMENT STATION		
Research Function	Sponsored Research-Basic		
Principal Investigator(s)	Eric REITHER		
Co-PI(s)			
Period of Performance	04-01-2016 -- 03-31-2020		
Proposal Date	06-02-2015		
Program Name	Long-term trajectories of subjectively- and polysomnographically-assessed sleep		
Statement	Our study will use nearly 30 years of polysomnogram (sleep study) data to assess how sleep duration and sleep quality affect weight gain and obesity incidence in adulthood. We will also evaluate hypotheses asserting that appetite-regulating neuroendocrine hormones (e.g., leptin) mediate longitudinal associations between sleep and obesity.		

**Proposal # 6: New**

Control Number	151113	Agency	\$2,945,082.00
Proposal ID	T00035197 Revision: 0	USU	\$0.00
Funding Agency	U.S. Dept. of Def. - DARPA	Other	\$0.00
Department	DPADVS: ANIMAL, DAIRY & VETERINARY SCIENCES	Total	\$2,945,082.00
College	CLAGRI: Agriculture & App. Sciences		
Research Center	DPAES: MRC-AG. EXPERIMENT STATION		
Research Function	Sponsored Research-Basic		
Principal Investigator(s)	Dale BARNARD		
Co-PI(s)			
Period of Performance	01-01-2016 -- 04-28-2017		
Proposal Date	06-09-2015		
Program Name	Developing Technologies to Select for Host Resilience		
Statement	The studies will identify cellular targets that allow an animal to become tolerant or resistant to an infection and thereby allow development of inhibitors to "break" tolerance.		

**Proposal # 7: New**

Control Number	151133	Agency	\$1,161,895.00
Proposal ID	T00035224 Revision: 0	USU	\$0.00
Funding Agency	UT Department of Health	Other	\$513,000.00
Department	DPCPD: MRC-CENTER FOR PERSONS WITH DISABILITIES	Total	\$1,674,895.00
College	CLEDOC: Education & Human Services		
Research Center	DPCPD: MRC-CNTR. FOR PERSONS W/ DIS		
Research Function	Other Assistance		
Principal Investigator(s)	Susan OLSEN		
Co-PI(s)			
Period of Performance	07-01-2015 -- 06-30-2016		
Proposal Date	06-18-2015		
Program Name	Up to 3 Early Intervention		
Statement	The programs provides early intervention services to children under age 3 and their families. Acts as a training site for USU students (e.g. psychology, special education, communication disorders)		

**Proposal # 8: New**

Control Number	151138	Agency	\$1,927,773.00
Proposal ID	T00035234 Revision: 0	USU	\$0.00
Funding Agency	UT Department of Workforce Services	Other	\$0.00
Department	DPFCHD: FAMILY, CONSUMER & HUMAN DEVELOPMENT	Total	\$1,927,773.00
College	CLEDOC: Education & Human Services		
Research Center	Univ. Research and Training (UR&T)		
Research Function	Other Assistance		
Principal Investigator(s)	Ann AUSTIN		
Co-PI(s)			
Period of Performance	07-01-2015 -- 06-30-2016		
Proposal Date	06-23-2015		
Program Name	CCPDI FY 16		
Statement	The Utah Child Care Professional Institute (CCPDI) is a statewide program to assist child care providers in their professional development needs. Services include the Care About Childcare program, Professional Development Awards, Grants and Scholarships. CCPDI also manages and programs the State Child Care Referral System and Workforce Registry.		

**Proposal # 9: New**

Control Number	151160	Agency	\$1,626,526.00
Proposal ID	T00035257 Revision: 0	USU	\$0.00
Funding Agency	U.S. Department of Agriculture (USDA)	Other	\$0.00
Department	DPAGNF: NUTRITION, DIETETICS AND FOOD SCIENCES	Total	\$1,626,526.00
College	CLAGRI: Agriculture & App. Sciences		
Research Center	Cooperative Extension (EXT)		
Research Function	Sponsored Research-Applied		
Principal Investigator(s)	Carrie DURWARD		
Co-PI(s)	Paula SCOTT, Mateja SAVOIE, Heidi LEBLANC		
Period of Performance	09-30-2015 -- 09-29-2018		
Proposal Date	06-23-2015		
Program Name	Multi-Disciplinary Methods for Effective, Sustainable, and Scalable Evaluations		
Statement	This research will test two promising strategies to evaluate national nutrition programs in a more rigorous and objective way. The strategies will overcome limitations of current measurement tools. These strategies can then be used to evaluate and improve the efficacy of large nutrition education programs.		

**Proposal # 10: New**

Control Number	151183	Agency	\$7,632,725.00
Proposal ID	T00035287 Revision: 0	USU	\$0.00
Funding Agency	U.S. Dept. of Hlth. and Hum. Svcs. - Office of Family Assistance	Other	\$0.00
Department	DPCOOP: VICE PRESIDENT - EXTENSION	Total	\$7,632,725.00
College	CLCOOP: Extension		
Research Center	Cooperative Extension (EXT)		
Research Function	Public Service		
Principal Investigator(s)	Brian HIGGINBOTHAM		
Co-PI(s)	Linda SKOGRAND		
Period of Performance	09-30-2015 -- 09-29-2020		
Proposal Date	06-29-2015		
Program Name	Health and Human Services - Office of Family Assistance		
Statement	Relationship education programs targeting fathers, expectant fathers, and prospective fathers.		

**Proposal # 11: New**

Control Number	151185	Agency	\$9,995,237.00
Proposal ID	T00035289 Revision: 0	USU	\$0.00
Funding Agency	U.S. Dept. of Hlth. and Hum. Svcs. - Office of Family Assistance	Other	\$0.00
Department	DPCOOP: VICE PRESIDENT - EXTENSION	Total	\$9,995,237.00
College	CLCOOP: Extension		
Research Center	Cooperative Extension (EXT)		
Research Function	Public Service		
Principal Investigator(s)	Brian HIGGINBOTHAM		
Co-PI(s)	Linda SKOGRAND		
Period of Performance	09-30-2015 -- 09-29-2020		
Proposal Date	06-30-2015		
Program Name	Healthy Relationships Utah		
Statement	Relationship education programs in communities and county jails.		

**Proposal # 12: Change Order**

Control Number	S00001696	Agency	\$1,964,139.00
Proposal ID	T00003375 Revision: 0	USU	\$0.00
Funding Agency	Harris Corporation, Government Communications Systems Div	Other	\$0.00
Department	USURF	Total	\$1,964,139.00
College	USURF		
Research Center	USU Research Foundation		
Research Function	Sponsored Research-Applied		
Program Manager(s)	Matt CUPAL		
Co-PI(s)			
Period of Performance	09-01-2015 -- 09-30-2016		
Proposal Date	06-13-2015		
Program Name	CPS Integration		
Statement	Integrating the Blackout system into a larger CPS system including field support, test and demonstration.		

**Proposal # 13: New**

Control Number	S00002439	Agency	\$1,920,924.00
Proposal ID	T00003321 Revision: 0	USU	\$0.00
Funding Agency	NASA Marshall Space Flight Center	Other	\$0.00
Department	USURF	Total	\$1,920,924.00
College	USURF		
Research Center	USU Research Foundation		
Research Function	Sponsored Research-Applied		
Program Manager(s)	Tim NEILSEN		
Co-PI(s)			
Period of Performance	08-01-2015 -- 10-31-2016		
Proposal Date	06-02-2015		
Program Name	Secondary Payload Avionics Box Development		
Statement	The Space Dynamics Laboratory will provide a secondary payload dispenser system avionics unit that is composed of a MODular Avionics System (MODAS)-based sequencer unit, battery and charging circuitry.		

**Proposal # 14: Revision**

Control Number	S00002453	Agency	\$220,936.00
Proposal ID	T00003345 Revision: 1	USU	\$0.00
Funding Agency	Orbital Sciences Corporation	Other	\$0.00
Department	USURF	Total	\$220,936.00
College	USURF		
Research Center	USU Research Foundation		
Research Function	Sponsored Research-Applied		
Program Manager(s)	Jed HANCOCK		
Co-PI(s)			
Period of Performance	06-01-2015 -- 06-30-2016		
Proposal Date	06-11-2015		
Program Name	Gladiator Wide Field of View Telescope		
Statement	The Space Dynamics Laboratory will provide Orbital/ATK with a wide field of view telescope to support the Gladiator program.		

**Proposal # 15: New**

Control Number	S00002455	Agency	\$2,938,247.00
Proposal ID	T00003347 Revision: 0	USU	\$0.00
Funding Agency	Raytheon Corp General	Other	\$0.00
Department	USURF	Total	\$2,938,247.00
College	USURF		
Research Center	USU Research Foundation		
Research Function	Sponsored Research-Applied		
Program Manager(s)	Kirk LARSEN, Shane JENKINS		
Co-PI(s)			
Period of Performance	06-01-2016 -- 11-30-2018		
Proposal Date	06-10-2015		
Program Name	Ground Segment Modernization Program		
Statement	This effort supports the Ground Segment Modernization Program (GSMP) engineering design, development, integration and field installation effort to replace the current RQ-4B (Global Hawk) ground segment. The GSMP effort will provide a building-based ground segment solution capable of supporting the mission and command and control (C2) requirements for all RQ-4B air-vehicle variants.		

**Proposal # 16: New**

Control Number	S00002481	Agency	\$1,187,500.00
Proposal ID	T00003387 Revision: 0	USU	\$0.00
Funding Agency	Raytheon Corp General	Other	\$0.00
Department	USURF	Total	\$1,187,500.00
College	USURF		
Research Center	USU Research Foundation		
Research Function	Sponsored Research-Applied		
Program Manager(s)	Bennett KELLER		
Co-PI(s)			
Period of Performance	01-01-2016 -- 12-31-2016		
Proposal Date	06-30-2015		
Program Name	Sky Lynx - Global Hawk		
Statement	The Space Dynamics Laboratory (SDL) shall build, test, and deliver nineteen (19) Sky Lynx units.		

<b>Agency Total</b>	<b>\$43,011,353.00</b>
<b>USU Total</b>	<b>\$0.00</b>
<b>Other Total</b>	<b>\$513,000.00</b>
<b>Grand Total</b>	<b>\$43,524,353.00</b>

**ITEM FOR ACTION**

**RE:** Contract/Grant Proposals and Awards (July, 2015)

The summary of the Status of Sponsored Program Awards, prepared by our Sponsored Programs Office for July 2015 is submitted for the Trustees' consideration. They have received the appropriate administrative review and approval.

**EXECUTIVE SUMMARY**

The awards for the month of July 2015 amounted to \$11,986,640 versus \$31,724,855 for July 2014.

The comparative graph, "Utah State University Sponsored Program Awards" indicates that through July 2015 cumulative award dollars were lower (-62.2%) than last year for the same time period. Scholarships, fellowships and state appropriations for research are not included in either figure.

The value of proposals submitted decreased from \$68,524,941 in July 2014 to \$45,118,839 during July 2015 (-34.2%). The total number of current year proposals (123) is less than FY2015 (182).

**RECOMMENDATION**

The President and Vice President for Research recommend that the Board of Trustees approves the contract and grant status report for July 2015.

**RESOLUTION  
UTAH STATE UNIVERSITY  
BOARD OF TRUSTEES**

WHEREAS, The attached list of contract/grant proposals and awards (July, 2015) are recommended by the President and the Vice President for Research to the Board of Trustees:

NOW THEREFORE, BE IT NOW RESOLVED, That the USU Board of Trustees hereby approves the recommendation of the President and the Vice President for Research.

**RESOLUTION APPROVED BY BOARD OF TRUSTEES:**

---

---

Date



UTAH STATE UNIVERSITY  
 SPONSORED PROGRAMS OFFICE  
 AWARDS BY COLLEGE  
 FOR PERIOD:

July  
 2015

COLLEGE	CURRENT MONTH						CUMULATIVE TOTALS					
	AWARDS DOLLARS July 2014	AWARD DOLLARS July 2015	TOTAL \$ CHANGE	AWD #s July 2014	AWD #s July 2015	TOT CHG	AWARD DOLLARS FISCAL YEAR 2015	AWARD DOLLARS FISCAL YEAR 2016	TOTAL \$ CHANGE	AWD #s FY 2015	AWD #s FY 2016	TOT CHG
AGRICULTURE	\$ 2,108,247.98	\$ 946,534.57	\$ (1,161,713.41)	18	11	(7)	\$ 2,108,247.98	\$ 946,534.57	\$ (1,161,713.41)	18	11	(7)
ARTS	\$ -	\$ 20,000.00	\$ 20,000.00	-	1	1	\$ -	\$ 20,000.00	\$ 20,000.00	-	1	1
BUSINESS	\$ -	\$ -	\$ -	-	-	-	\$ -	\$ -	\$ -	-	-	-
EDUCATION	\$ 19,828,499.64	\$ 3,521,136.82	\$ (16,307,362.82)	29	21	(8)	\$ 19,828,499.64	\$ 3,521,136.82	\$ (16,307,362.82)	29	21	(8)
ENGINEERING	\$ 731,696.62	\$ 1,018,681.00	\$ 286,984.38	25	19	(6)	\$ 731,696.62	\$ 1,018,681.00	\$ 286,984.38	25	19	(6)
HaSS	\$ 6,552.00	\$ 153,560.00	\$ 147,008.00	1	3	2	\$ 6,552.00	\$ 153,560.00	\$ 147,008.00	1	3	2
NAT. RESOURCES	\$ 546,878.64	\$ 988,055.81	\$ 441,177.17	16	15	(1)	\$ 546,878.64	\$ 988,055.81	\$ 441,177.17	16	15	(1)
SCIENCE	\$ 1,459,333.00	\$ 422,085.48	\$ (1,037,247.52)	15	9	(6)	\$ 1,459,333.00	\$ 422,085.48	\$ (1,037,247.52)	15	9	(6)
ADMIN. SERVICES	\$ 434,521.00	\$ 508,949.00	\$ 74,428.00	4	3	(1)	\$ 434,521.00	\$ 508,949.00	\$ 74,428.00	4	3	(1)
EXTENSION	\$ 869,441.00	\$ 91,855.00	\$ (777,586.00)	24	6	(18)	\$ 869,441.00	\$ 91,855.00	\$ (777,586.00)	24	6	(18)
DISTANCE ED.	\$ 4,500.00	\$ 50,000.00	\$ 45,500.00	1	1	-	\$ 4,500.00	\$ 50,000.00	\$ 45,500.00	1	1	-
MISCELLANEOUS	\$ 15,400.00	\$ 441,531.30	\$ 426,131.30	4	9	5	\$ 15,400.00	\$ 441,531.30	\$ 426,131.30	4	9	5
USU EASTERN	\$ 301,720.00	\$ 250,000.00	\$ (51,720.00)	4	1	(3)	\$ 301,720.00	\$ 250,000.00	\$ (51,720.00)	4	1	(3)
<b>CAMPUS TOTALS</b>	<b>\$ 26,306,789.88</b>	<b>\$ 8,412,388.98</b>	<b>\$ (17,894,400.90)</b>	<b>141</b>	<b>99</b>	<b>(42)</b>	<b>\$ 26,306,789.88</b>	<b>\$ 8,412,388.98</b>	<b>\$ (17,894,400.90)</b>	<b>141</b>	<b>99</b>	<b>(42)</b>
<b>USURF TOTALS</b>	<b>\$ 5,418,065.08</b>	<b>\$ 3,574,251.00</b>	<b>\$ (1,843,814.08)</b>	<b>18</b>	<b>17</b>	<b>(1)</b>	<b>\$ 5,418,065.08</b>	<b>\$ 3,574,251.00</b>	<b>\$ (1,843,814.08)</b>	<b>18</b>	<b>17</b>	<b>(1)</b>
<b>AWS</b>	<b>\$ -</b>	<b>\$ -</b>	<b>\$ -</b>	<b>-</b>	<b>-</b>	<b>-</b>	<b>\$ -</b>	<b>\$ -</b>	<b>\$ -</b>	<b>-</b>	<b>-</b>	<b>-</b>
<b>GRAND TOTAL</b>	<b>\$ 31,724,854.96</b>	<b>\$ 11,986,639.98</b>	<b>\$ (19,738,214.98)</b>	<b>159</b>	<b>116</b>	<b>(43)</b>	<b>\$ 31,724,854.96</b>	<b>\$ 11,986,639.98</b>	<b>\$ (19,738,214.98)</b>	<b>159</b>	<b>116</b>	<b>(43)</b>
<b>PERCENTAGE OF CHANGE:</b>	<b>DOLLARS July 2014 to 2015</b>		<b>NUMBERS July 2014 to 2015</b>			<b>CUMULATIVE \$'s FISCAL YEAR 2015 to 2016</b>			<b>CUMULATIVE #'s FISCAL YEAR 2015 to 2016</b>			
CAMPUS	-68.02%		-29.79%			-68.02%			-29.79%			
USURF	-34.03%		-5.56%			-34.03%			-5.56%			
AWS	-		-			-			-			
<b>USU TOTAL % CHG.</b>	<b>-62.22%</b>		<b>-27.04%</b>			<b>-62.22%</b>			<b>-27.04%</b>			

- Notes :** This report no longer includes Scholarship, Fellowship, State Legislative Research, or IOT/FIOT funds.  
 : The Admin. Services line includes Provost, VP for Administrative Affairs, VP for Research & Graduate Studies, and Commercialization & Regional Development.  
 : The Miscellaneous line includes Information Technology, Library Services, Student Services, and University & Community Relations.  
 : On July 1, 2010 Utah State University merged with the College of Eastern Utah (CEU), and their numbers will be reflected in these reports from that date forward.  
 : On July 1, 2010 Departments were removed from the College of HaSS, and were moved to the newly created Caine College of the Arts.  
 : In November of 2011 the Department of Computer Science was moved out of the College of Science and was made a department within the College of Engineering.  
 : As of June 2012 this report will include competitively awarded Scholarship and Fellowship Awards

## Selected List of Awards Greater than \$1,000,000.00 from 07-01-2015 to 07-31-2015

Filters Applied\*: No Filter

### Award # 1

Control Number	150881	Agency	1,258,735.00
Funding Agency	South Dakota Department of Education	USU	0.00
Flow Through Agency	None	Total	1,258,735.00
Department	DPCPD: MRC-CENTER FOR PERSONS WITH DISABILITIES		
College	CLEUC: Education & Human Services		
Admin. Center	DPCPD: MRC-CNTR. FOR PERSONS W/ DIS		
Research Function	Other Assistance		
Principal Investigator(s)	John COPENHAVER		
Co-PI(s)			
Period of Performance	06-01-2015 -- 05-31-2018		
Original Award Date	06-01-2015		
Change/Mod Effective Date	07-30-2015		
Program Name	South Dakota Technical Assistance, Dispute Resolution Consortium, and Data Project.		
Statement	TAESE will support the State of South Dakota through dispute resolution work, specialized technical assistance, and specialized data assistance.		

### Award # 2

Control Number	S12003001	Agency	1,370,000.00
Funding Agency	Naval Research Lab	USU	0.00
Flow Through Agency	Naval Research Lab	Total	1,370,000.00
Department	USURF		
College	USURF		
Admin. Center	USU Research Foundation		
Research Function	Sponsored Research-Applied		
Program Manager(s)	Darin PARTRIDGE		
Co-PI(s)			
Period of Performance	10-01-2014 -- 03-31-2016		
Original Award Date	09-25-2014		
Change/Mod Effective Date	07-15-2015		
Program Name	Naval Research Laboratory (NRL) Intelligence, Surveillance, and Reconnaissance Systems (ISRS) Task Order 0003 - NCMIFT1		
Statement	The Space Dynamics Laboratory (SDL), a unit of Utah State University Research Foundation (USURF), will provide support for the following technology areas under the main Naval Research Laboratory (NRL) Intelligence, Surveillance, and Reconnaissance Systems (ISRS) contract: (1) The development and implementation of ground stations for communication, data collection, processing and dissemination, exploitation and dissemination, and platform/vehicle tracking, telemetry and control		

For Official Use Only

Prepared: 08-17-2015 13:28

systems as well as tactical communications systems. These efforts can include development of surveillance, advanced navigation technology, and precise time and time interval theory and techniques. (2) Platform structures and mechanisms, attitude determination and control systems, propulsion and reaction control systems, thermal control systems and platform integration and test throughout the deployment stages. (3) System architecture and development of multi-INT payloads, such as, optical systems, RF systems, platform real-time processors and controllers, signal processing, data management, and algorithm and software development. (4) Reconnaissance/surveillance systems engineering capability from mission concept development to deployed engineering and operational support.

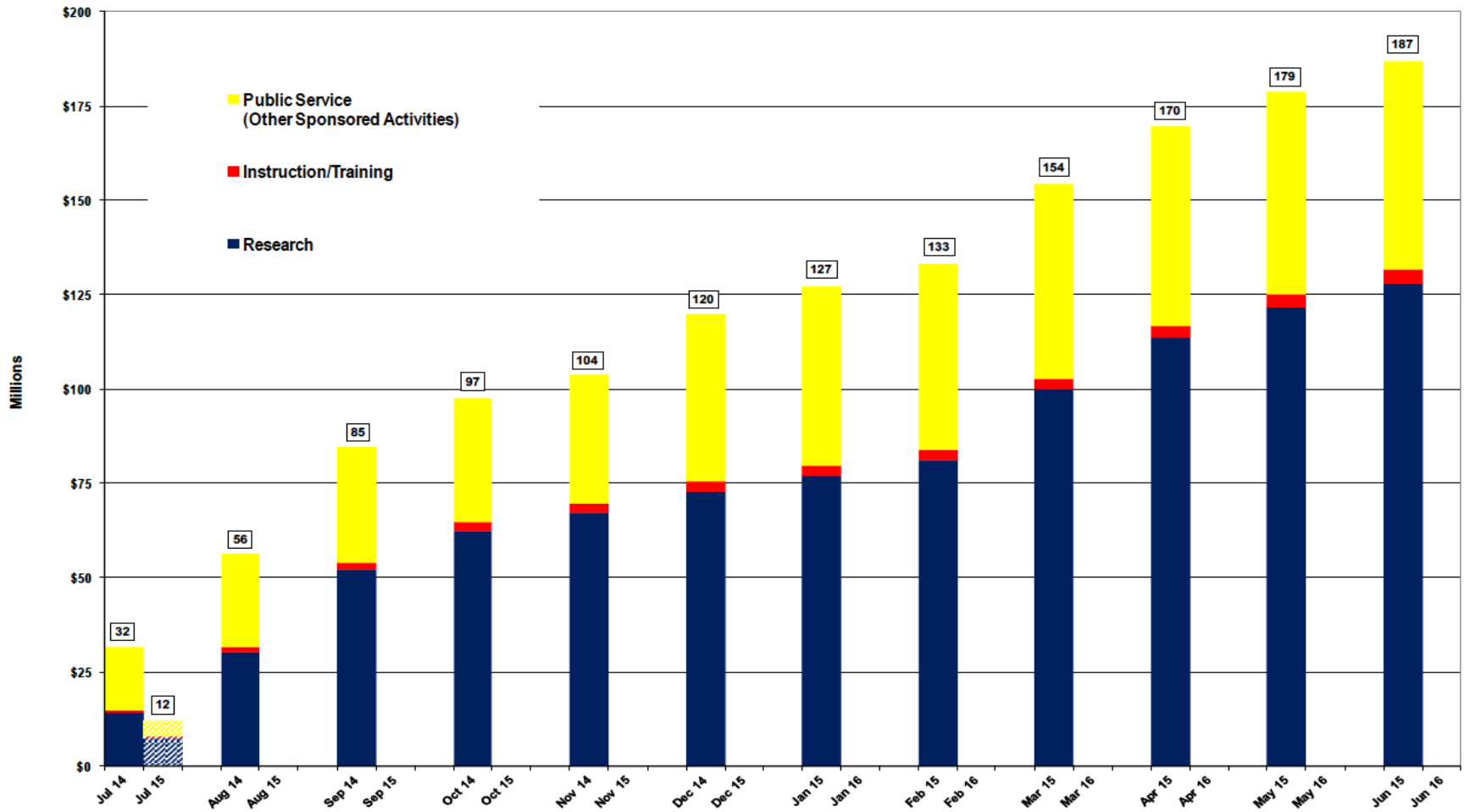
---

<b>Agency Total</b>	<b>2,628,735.00</b>
<b>USU Total</b>	<b>0.00</b>
<b>Grand Total</b>	<b>2,628,735.00</b>

---

\* Only awards from the listed filters are included in this report. If you believe that you should have access to information about additional departments, colleges, or research centers, please submit a support request on the Electronic-Office website or email Keith Paskett: [Keith.Paskett@usurf.usu.edu](mailto:Keith.Paskett@usurf.usu.edu).

## Utah State University Sponsored Program Awards FY 2015 - FY 2016



UTAH STATE UNIVERSITY  
 DIVISION OF SPONSORED PROGRAMS  
 PROPOSALS BY COLLEGE  
 FOR PERIOD:

July  
 2015

COLLEGE	CURRENT MONTH						CUMULATIVE TOTALS					
	PROPOSAL DOLLARS July 2014	PROPOSAL DOLLARS July 2015	TOTAL \$ CHANGE	PROP #s July 2014	PROP #s July 2015	TOT CHG	PROPOSAL DOLLARS FISCAL YEAR 2015	PROPOSAL DOLLARS FISCAL YEAR 2016	TOTAL \$ CHANGE	PROP #s FY 2015	PROP #s FY 2016	TOT CHG
AGRICULTURE	\$ 5,557,121.00	\$ 752,401.00	\$ (4,804,720.00)	16	6	(10)	\$ 5,557,121.00	\$ 752,401.00	\$ (4,804,720.00)	16	6	(10)
ARTS	\$ 4,000.00	\$ -	\$ (4,000.00)	1	-	(1)	\$ 4,000.00	\$ -	\$ (4,000.00)	1	-	(1)
BUSINESS	\$ 273,947.00	\$ -	\$ (273,947.00)	1	-	(1)	\$ 273,947.00	\$ -	\$ (273,947.00)	1	-	(1)
EDUCATION	\$ 26,485,212.00	\$ 12,794,644.00	\$ (13,690,568.00)	21	25	4	\$ 26,485,212.00	\$ 12,794,644.00	\$ (13,690,568.00)	21	25	4
ENGINEERING	\$ 2,817,445.00	\$ 3,717,665.00	\$ 900,220.00	24	27	3	\$ 2,817,445.00	\$ 3,717,665.00	\$ 900,220.00	24	27	3
HaSS	\$ 134,917.00	\$ 199,090.00	\$ 64,173.00	5	4	(1)	\$ 134,917.00	\$ 199,090.00	\$ 64,173.00	5	4	(1)
NAT. RESOURCES	\$ 5,693,449.00	\$ 20,205,445.00	\$ 14,511,996.00	24	11	(13)	\$ 5,693,449.00	\$ 20,205,445.00	\$ 14,511,996.00	24	11	(13)
SCIENCE	\$ 2,445,614.00	\$ 2,272,193.00	\$ (173,421.00)	13	7	(6)	\$ 2,445,614.00	\$ 2,272,193.00	\$ (173,421.00)	13	7	(6)
ADMIN. SERVICES	\$ 135,000.00	\$ 277,173.00	\$ 142,173.00	2	2	-	\$ 135,000.00	\$ 277,173.00	\$ 142,173.00	2	2	-
EXTENSION	\$ 19,011,481.00	\$ 819,875.00	\$ (18,191,606.00)	49	9	(40)	\$ 19,011,481.00	\$ 819,875.00	\$ (18,191,606.00)	49	9	(40)
DISTANCE ED.	\$ 44,161.00	\$ 228,601.00	\$ 184,440.00	3	1	(2)	\$ 44,161.00	\$ 228,601.00	\$ 184,440.00	3	1	(2)
MISCELLANEOUS	\$ 21,760.00	\$ 71,232.00	\$ 49,472.00	6	6	-	\$ 21,760.00	\$ 71,232.00	\$ 49,472.00	6	6	-
USU EASTERN	\$ 735,146.00	\$ 1,803,947.00	\$ 1,068,801.00	1	1	-	\$ 735,146.00	\$ 1,803,947.00	\$ 1,068,801.00	1	1	-
<b>CAMPUS TOTALS</b>	<b>\$ 63,359,253.00</b>	<b>\$ 43,142,266.00</b>	<b>\$ (20,216,987.00)</b>	<b>166</b>	<b>99</b>	<b>(67)</b>	<b>\$ 63,359,253.00</b>	<b>\$ 43,142,266.00</b>	<b>\$ (20,216,987.00)</b>	<b>166</b>	<b>99</b>	<b>(67)</b>
<b>USURF TOTALS</b>	<b>\$ 5,165,687.95</b>	<b>\$ 1,976,573.45</b>	<b>\$ (3,189,114.50)</b>	<b>16</b>	<b>24</b>	<b>8</b>	<b>\$ 5,165,687.95</b>	<b>\$ 1,976,573.45</b>	<b>\$ (3,189,114.50)</b>	<b>16</b>	<b>24</b>	<b>8</b>
<b>AWS</b>	<b>\$ -</b>	<b>\$ -</b>	<b>\$ -</b>	<b>-</b>	<b>-</b>	<b>-</b>	<b>\$ -</b>	<b>\$ -</b>	<b>\$ -</b>	<b>-</b>	<b>-</b>	<b>-</b>
<b>GRAND TOTAL</b>	<b>\$ 68,524,940.95</b>	<b>\$ 45,118,839.45</b>	<b>\$ (23,406,101.50)</b>	<b>182</b>	<b>123</b>	<b>(59)</b>	<b>\$ 68,524,940.95</b>	<b>\$ 45,118,839.45</b>	<b>\$ (23,406,101.50)</b>	<b>182</b>	<b>123</b>	<b>(59)</b>
<b>PERCENTAGE OF CHANGE:</b>	<b>DOLLARS</b>		<b>NUMBERS</b>			<b>CUMULATIVE \$'s</b>			<b>CUMULATIVE #s</b>			
	<b>July 2014 to 2015</b>		<b>July 2014 to 2015</b>			<b>FISCAL YEAR 2015 to 2016</b>			<b>FISCAL YEAR 2015 to 2016</b>			
CAMPUS	-31.91%		-40.36%			-31.91%			-40.36%			
USURF	-61.74%		50.00%			-61.74%			50.00%			
AWS	-		-			-			-			
<b>USU TOTAL % CHG.</b>	<b>-34.16%</b>		<b>-32.42%</b>			<b>-34.16%</b>			<b>-32.42%</b>			

- Notes :** This report no longer includes Scholarship, Fellowship, State Legislative Research, or IOT/FIOT funds.  
 : The Admin. Services line includes Provost, VP for Administrative Affairs, VP for Research & Graduate Studies, and Commercialization & Regional Development.  
 : The Miscellaneous line includes Information Technology, Library Services, Student Services, and University & Community Relations.  
 : On July 1, 2010 Utah State University merged with the College of Eastern Utah (CEU), and their numbers will be reflected in these reports from that date forward.  
 : On July 1, 2010 Departments were removed from the College of HaSS, and were moved to the newly created Caine College of the Arts.  
 : In November of 2011 the Department of Computer Science was moved out of the College of Science and was made a department within the College of Engineering.  
 : As of June 2012 this report will include competitively proposed Scholarship and Fellowship Proposals

## Selected List of Proposals Greater than \$1,000,000.00 from 07-01-2015 to 07-31-2015

Filters Applied\*: No Filter

### Proposal # 1: New

Control Number	151156	Agency	\$19,000,000.00
Proposal ID	T00035253 Revision: 0	USU	\$1,347,266.12
Funding Agency	U.S. Agency for International Development (USAID)	Other	\$3,079,588.64
Department	DPENSO: ENVIRONMENT & SOCIETY	Total	\$23,426,854.76
College	CLNATR: Natural Resources (Quinney)		
Research Center	DPAES: MRC-AG. EXPERIMENT STATION		
Research Function	Sponsored Research-Basic		
Principal Investigator(s)	Layne COPPOCK		
Co-PI(s)	Kerry ROOD, Heidi LEBLANC, Deevon BAILEY		
Period of Performance	10-01-2015 -- 09-30-2020		
Proposal Date	07-30-2015		
Program Name	Accelerating the Sustainable Development of Animal Source Food Value Chains in F		
Statement	USU will serve as the management entity (ME) for the Livestock Systems Innovation Lab on behalf of USAID. The purpose of the ME is to solicit for proposals and award grants for scientists to work in six developing nations. Research will identify ways to improve supplies of milk, eggs, and meat to consumers in ways that benefit women, young children, and the environment.		

### Proposal # 2: New

Control Number	160004	Agency	\$1,803,947.00
Proposal ID	T00035296 Revision: 0	USU	\$0.00
Funding Agency	U.S. Department of Education (DoED)	Other	\$0.00
Department	DPZASV: USU-EASTERN ACADEMIC SERVICES	Total	\$1,803,947.00
College	CLZVCA: USU-E Acad. & Student Svcs.		
Research Center	USU Eastern (USU-E)		
Research Function	Instruction and Training		
Principal Investigator(s)	Virgil CALDWELL		
Co-PI(s)	Heather YOUNG		
Period of Performance	10-01-2015 -- 09-30-2020		
Proposal Date	07-02-2015		
Program Name	Educational Service to the Four Corners through Technology and Innovation		
Statement	The benefit of this grant will be bringing concentrated personnel and resources to satisfy the objectives and increase student teachers and STEM curriculum enrollment.		

For Official Use Only

Prepared: 08-17-2015 13:40

**Proposal # 3: New**

Control Number	160006	Agency	\$2,883,816.00
Proposal ID	T00035300 Revision: 0	USU	\$0.00
Funding Agency	Child & Family Support Center	Other	\$0.00
Department	DPCPD: MRC-CENTER FOR PERSONS WITH DISABILITIES	Total	\$2,883,816.00
College	CLEDUC: Education & Human Services		
Research Center	DPCPD: MRC-CNTR. FOR PERSONS W/ DIS		
Research Function	Sponsored Research-Basic		
Principal Investigator(s)	Vonda JUMP		
Co-PI(s)	W. David ROBINSON, Mark INNOCENTI		
Period of Performance	09-30-2015 -- 09-29-2020		
Proposal Date	07-02-2015		
Program Name	Utah Association for Child and Family Support Centers: Curriculum Development an		
Statement	As part of this project, a new curriculum will be developed to address relationship skills, coparenting, and economic well-being in 13 Utah communities using communities based participatory techniques that address local site variations. implementation evaluation techniques will be used to address the process of development, refinement, and implementation of the curriculum, and an outcome evaluation will assess the extent to which the curriculum improves relationship, co-parenting, parenting, and economic skills.		

**Proposal # 4: New**

Control Number	160056	Agency	\$1,138,778.00
Proposal ID	T00035363 Revision: 0	USU	\$0.00
Funding Agency	U.S. Dept. of Ed. - Institute of Education Sciences	Other	\$0.00
Department	DPELED: SCHOOL OF TEACHER EDUCATION & LEADERSHIP	Total	\$1,138,778.00
College	CLEDUC: Education & Human Services		
Research Center	Univ. Research and Training (UR&T)		
Research Function	Sponsored Research-Applied		
Principal Investigator(s)	SARAH CLARK		
Co-PI(s)	Jennifer KNIGHT, CINDY JONES		
Period of Performance	07-01-2016 -- 06-30-2019		
Proposal Date	07-28-2015		
Program Name	An Efficacy Trial of Providing Explicit and Scaffolded Professional Development		
Statement	This project will evaluate the efficacy of a teacher professional development (PD) program to enhance explicit comprehension instruction with fourth-grade students. The PD and improved instruction will ultimately improve reading comprehension among fourth-graders.		

**Proposal # 5: New**

Control Number	160061	Agency	\$3,499,780.00
Proposal ID	T00035369 Revision: 0	USU	\$0.00
Funding Agency	U.S. Dept. of Ed. - Institute of Education Sciences	Other	\$0.00
Department	DPCDDE: COMMUNICATIVE DISORDERS & DEAF EDUCATION	Total	\$3,499,780.00
College	CLEDUC: Education & Human Services		
Research Center	Univ. Research and Training (UR&T)		
Research Function	Sponsored Research-Applied		
Principal Investigator(s)	Ron GILLAM		
Co-PI(s)	Sandra GILLAM		
Period of Performance	07-01-2016 -- 06-30-2020		
Proposal Date	07-29-2015		
Program Name	Randomized Controlled Trials of the Supporting Knowledge in Language and Literac		
Statement	We plan to rigorously evaluate the efficacy of a narrative language intervention program called, #SKILL# (Supporting Knowledge in Language and Literacy). SKILL was designed to instruct students on the narrative language skills that are critical for early literacy development. The first study will examine the efficacy of SKILL for students with language learning difficulties. The second study will evaluate version of the program students at-risk for language learning difficulties.		

**Proposal # 6: New**

Control Number	160064	Agency	\$2,475,000.00
Proposal ID	T00035372 Revision: 0	USU	\$0.00
Funding Agency	U.S. Dept. of Ed. - Office of Postsecondary Ed	Other	\$0.00
Department	DPCPD: MRC-CENTER FOR PERSONS WITH DISABILITIES	Total	\$2,475,000.00
College	CLEDUC: Education & Human Services		
Research Center	DPCPD: MRC-CNTR. FOR PERSONS W/ DIS		
Research Function	Other Assistance		
Principal Investigator(s)	John COPENHAVER		
Co-PI(s)			
Period of Performance	09-01-2015 -- 08-31-2016		
Proposal Date	07-30-2015		
Program Name	National Center for Information and Technical Support for Postsecondary Students		
Statement	TAESE, NASDSE, and our partners will work together in addressing the vision of the proposed Center to providing technical support and information on best practices for students with disabilities (SWD), families, IEP teams, and IHEs.		



**Proposal # 7: New**

Control Number	160070	Agency	\$1,065,901.00
Proposal ID	T00035378 Revision: 0	USU	\$266,880.00
Funding Agency	U.S. Dept. of Ed. - Office of Postsecondary Ed	Other	\$0.00
Department	DPSPED: SPECIAL EDUCATION & REHABILITATION	Total	\$1,332,781.00
College	CLEDUC: Education & Human Services		
Research Center	Univ. Research and Training (UR&T)		
Research Function	Instruction and Training		
Principal Investigator(s)	Robert MORGAN		
Co-PI(s)	Jefferson SHEEN		
Period of Performance	10-01-2015 -- 09-30-2020		
Proposal Date	07-30-2015		
Program Name	Aggies Elevated at Utah State University: Expansion of a Postsecondary Program		
Statement	Provision of a college experience program for young adults with Intellectual Disability.		

**Proposal # 8: Revision**

Control Number	S00001660	Agency	\$-1,893,515.00
Proposal ID	T00002281 Revision: 3	USU	\$0.00
Funding Agency	Exelis Inc.	Other	\$0.00
Department	USURF	Total	\$-1,893,515.00
College	USURF		
Research Center	USU Research Foundation		
Research Function	Sponsored Research-Applied		
Program Manager(s)	Joel CARDON		
Co-PI(s)			
Period of Performance	06-17-2014 -- 06-01-2018		
Proposal Date	07-21-2015		
Program Name	Radiation Budget Instrument Calibration		
Statement	The Space Dynamics Laboratory (SDL) will provide thermal vacuum testing and calibration of the Radiation Budget Instruments (RBI) and provide Miniature On-orbit Temperature Reference (MOTR) Phase Change Cells.		

**Proposal # 9: New**

Control Number	S00001758	Agency	\$2,016,371.00
Proposal ID	T00003445 Revision: 0	USU	\$0.00
Funding Agency	University of California at Berkeley	Other	\$0.00
Department	USURF	Total	\$2,016,371.00
College	USURF		
Research Center	USU Research Foundation		
Research Function	Sponsored Research-Applied		
Program Manager(s)	Jed HANCOCK		
Co-PI(s)			
Period of Performance	07-02-2015 -- 01-31-2017		
Proposal Date	07-02-2015		
Program Name	Far Ultraviolet (FUV) Imager		
Statement	The Space Dynamics Laboratory will provide spaceflight qualified camera electronics for the Far Ultraviolet (FUV) Imager that will be part of an instrument suite aboard the Ionospheric Connection (ICON) NASA EXPLORER spaceflight mission.		

**Proposal # 10: New**

Control Number	S00002533	Agency	\$2,024,690.00
Proposal ID	T00003453 Revision: 0	USU	\$0.00
Funding Agency	Missile Defense Agency	Other	\$0.00
Department	USURF	Total	\$2,024,690.00
College	USURF		
Research Center	USU Research Foundation		
Research Function	Sponsored Research-Applied		
Program Manager(s)	Mike WOJCIK		
Co-PI(s)			
Period of Performance	10-01-2015 -- 09-30-2016		
Proposal Date	07-16-2015		
Program Name	Dugway Proving Group (DPG) Lidar Systems		
Statement	The Space Dynamics Laboratory will provide lidar systems support to Dugway Proving Ground (DPG). The Missile Defense Agency (MDA) and DPG cooperate on the development of lidar stand-off referee systems for use during testing at DPG West Desert Test Center (WDTC). Sustainment and maintenance, as well as upgrades of current DPG lidar systems, and development of new referee lidar systems will further the cooperative development and partnership between DPG and MDA.		

<b>Agency Total</b>	<b>\$34,014,768.00</b>
<b>USU Total</b>	<b>\$1,614,146.12</b>
<b>Other Total</b>	<b>\$3,079,588.64</b>
<b>Grand Total</b>	<b>\$38,708,502.76</b>

**ITEM FOR ACTION**

**RE:** Contract/Grant Proposals and Awards (August, 2015)

The summary of the Status of Sponsored Program Awards, prepared by our Sponsored Programs Office for August 2015 is submitted for the Trustees' consideration. They have received the appropriate administrative review and approval.

**EXECUTIVE SUMMARY**

The awards for the month of August 2015 amounted to \$39,974,282 versus \$24,512,823 for August 2014.

The comparative graph, "Utah State University Sponsored Program Awards" indicates that through August 2015 cumulative award dollars were lower (-7.6%) than last year for the same time period. Scholarships, fellowships and state appropriations for research are not included in either figure.

The value of proposals submitted decreased from \$52,102,645 in August 2014 to \$47,338,461 during August 2015 (-9.1%). The total number of current year proposals (247) is less than FY2015 (307).

**RECOMMENDATION**

The President and Vice President for Research recommend that the Board of Trustees approves the contract and grant status report for August 2015.

**RESOLUTION  
UTAH STATE UNIVERSITY  
BOARD OF TRUSTEES**

WHEREAS, The attached list of contract/grant proposals and awards (August, 2015) are recommended by the President and the Vice President for Research to the Board of Trustees:

NOW THEREFORE, BE IT NOW RESOLVED, That the USU Board of Trustees hereby approves the recommendation of the President and the Vice President for Research.

**RESOLUTION APPROVED BY BOARD OF TRUSTEES:**

---

---

Date

UTAH STATE UNIVERSITY  
 DIVISION OF SPONSORED PROGRAMS  
 AWARDS BY COLLEGE  
 FOR PERIOD:

August  
 2015

COLLEGE	CURRENT MONTH						CUMULATIVE TOTALS					
	AWARDS DOLLARS August 2014	AWARD DOLLARS August 2015	TOTAL \$ CHANGE	AWD #s August 2014	AWD #s August 2015	TOT CHG	AWARD DOLLARS FISCAL YEAR 2015	AWARD DOLLARS FISCAL YEAR 2016	TOTAL \$ CHANGE	AWD #s FY 2015	AWD #s FY 2016	TOT CHG
AGRICULTURE	\$ 1,356,028.16	\$ 1,784,066.33	\$ 428,038.17	18	16	(2)	\$ 3,464,276.14	\$ 2,730,600.90	\$ (733,675.24)	36	27	(9)
ARTS	\$ -	\$ -	\$ -	-	-	-	\$ -	\$ 20,000.00	\$ 20,000.00	-	1	1
BUSINESS	\$ -	\$ 99,931.00	\$ 99,931.00	-	1	1	\$ -	\$ 99,931.00	\$ 99,931.00	-	1	1
EDUCATION	\$ 6,916,166.36	\$ 5,428,674.26	\$ (1,487,492.10)	25	10	(15)	\$ 26,744,666.00	\$ 8,949,811.08	\$ (17,794,854.92)	54	31	(23)
ENGINEERING	\$ 3,142,758.00	\$ 2,117,985.21	\$ (1,024,772.79)	24	21	(3)	\$ 3,874,454.62	\$ 3,136,666.21	\$ (737,788.41)	49	40	(9)
HaSS	\$ 604,026.00	\$ 283,194.00	\$ (320,832.00)	5	5	-	\$ 610,578.00	\$ 436,754.00	\$ (173,824.00)	6	8	2
NAT. RESOURCES	\$ 1,777,118.88	\$ 2,248,340.63	\$ 471,221.75	28	31	3	\$ 2,323,997.52	\$ 3,236,396.44	\$ 912,398.92	44	46	2
SCIENCE	\$ 795,927.27	\$ 816,857.00	\$ 20,929.73	11	11	-	\$ 2,255,260.27	\$ 1,238,942.48	\$ (1,016,317.79)	26	20	(6)
ADMIN. SERVICES	\$ 571,208.23	\$ 10,000.00	\$ (561,208.23)	3	1	(2)	\$ 1,005,729.23	\$ 518,949.00	\$ (486,780.23)	7	4	(3)
EXTENSION	\$ 372,027.00	\$ 756,783.64	\$ 384,756.64	6	10	4	\$ 1,241,468.00	\$ 848,638.64	\$ (392,829.36)	30	16	(14)
DISTANCE ED.	\$ 187,620.00	\$ 422,619.00	\$ 234,999.00	2	3	1	\$ 192,120.00	\$ 472,619.00	\$ 280,499.00	3	4	1
MISCELLANEOUS	\$ 159,960.00	\$ 141,741.00	\$ (18,219.00)	14	7	(7)	\$ 175,360.00	\$ 583,272.30	\$ 407,912.30	18	16	(2)
USU EASTERN	\$ 413,107.00	\$ 816,608.00	\$ 403,501.00	1	3	2	\$ 714,827.00	\$ 1,066,608.00	\$ 351,781.00	5	4	(1)
<b>CAMPUS TOTALS</b>	<b>\$ 16,295,946.90</b>	<b>\$ 14,926,800.07</b>	<b>\$ (1,369,146.83)</b>	<b>137</b>	<b>119</b>	<b>(18)</b>	<b>\$ 42,602,736.78</b>	<b>\$ 23,339,189.05</b>	<b>\$ (19,263,547.73)</b>	<b>278</b>	<b>218</b>	<b>(60)</b>
<b>USURF TOTALS</b>	<b>\$ 8,216,875.75</b>	<b>\$ 25,047,481.71</b>	<b>\$ 16,830,605.96</b>	<b>34</b>	<b>26</b>	<b>(8)</b>	<b>\$ 13,634,940.83</b>	<b>\$ 28,621,732.71</b>	<b>\$ 14,986,791.88</b>	<b>52</b>	<b>43</b>	<b>(9)</b>
<b>AWS</b>	<b>\$ -</b>	<b>\$ -</b>	<b>\$ -</b>	<b>-</b>	<b>-</b>	<b>-</b>	<b>\$ -</b>	<b>\$ -</b>	<b>\$ -</b>	<b>-</b>	<b>-</b>	<b>-</b>
<b>GRAND TOTAL</b>	<b>\$ 24,512,822.65</b>	<b>\$ 39,974,281.78</b>	<b>\$ 15,461,459.13</b>	<b>171</b>	<b>145</b>	<b>(26)</b>	<b>\$ 56,237,677.61</b>	<b>\$ 51,960,921.76</b>	<b>\$ (4,276,755.85)</b>	<b>330</b>	<b>261</b>	<b>(69)</b>

PERCENTAGE OF CHANGE:	DOLLARS August 2014 to 2015	NUMBERS August 2014 to 2015	CUMULATIVE \$'s FISCAL YEAR 2015 to 2016	CUMULATIVE #'s FISCAL YEAR 2015 to 2016
CAMPUS	-8.40%	-13.14%	-45.22%	-21.58%
USURF	204.83%	-23.53%	109.91%	-17.31%
AWS	-	-	-	-
<b>USU TOTAL % CHG.</b>	<b>63.07%</b>	<b>-15.20%</b>	<b>-7.60%</b>	<b>-20.91%</b>

- Notes :** This report no longer includes Scholarship, Fellowship, State Legislative Research, or IOT/FIOT funds.  
 : The Admin. Services line includes Provost, VP for Administrative Affairs, VP for Research & Graduate Studies, and Commercialization & Regional Development.  
 : The Miscellaneous line includes Information Technology, Library Services, Student Services, and University & Community Relations.  
 : On July 1, 2010 Utah State University merged with the College of Eastern Utah (CEU), and their numbers will be reflected in these reports from that date forward.  
 : On July 1, 2010 Departments were removed from the College of HaSS, and were moved to the newly created Caine College of the Arts.  
 : In November of 2011 the Department of Computer Science was moved out of the College of Science and was made a department within the College of Engineering.  
 : As of June 2012 this report will include competitively awarded Scholarship and Fellowship Awards

## Selected List of Awards Greater than \$1,000,000.00 from 08-01-2015 to 08-31-2015

Filters Applied\*: No Filter

### Award # 1

Control Number	120058	Agency	2,234,400.00
Funding Agency	U.S. Department of Education (DoED)	USU	2,206,629.00
Flow Through Agency	None	Total	4,441,029.00
Department	DPELED: SCHOOL OF TEACHER EDUCATION & LEADERSHIP		
College	CLELUC: Education & Human Services		
Admin. Center	Univ. Research and Training (UR&T)		
Research Function	Other Assistance		
Principal Investigator(s)	Eric PACKENHAM		
Co-PI(s)			
Period of Performance	07-23-2012 -- 07-22-2016		
Original Award Date	04-25-2012		
Change/Mod Effective Date	08-14-2015		
Program Name	STARS! (SCIENCE, TECHNOLOGY, ARITHMETIC, READING STUDENTS) GEAR UP		
Statement	THIS PROJECT REPRESENTS A PARTNERSHIP INCLUDING UTAH STATE UNIVERSITY, SEVEN UTAH SCHOOL DISTRICTS AND FOUR COMMUNITY ORGANIZATIONS AIMED AT ADDRESSING THE NEEDS OF LOW-INCOME AND AT-RISK STUDENTS, WITH THE GOAL OF INCREASING THE NUMBER OF STUDENTS GRADUATING HIGH SCHOOL WHO WILL BE PREPARED FOR ENTRY INTO AND SUCCESS IN POSTSECONDARY EDUCATION. THE PROGRAM WILL SERVE 2,793 STUDENTS FROM MIDDLE SCHOOL GRADUATION INTO THEIR FIRST YEAR OF COLLEGE.		

For Official Use Only

Prepared: 09-18-2015 13:17

**Award # 2**

Control Number	150006	Agency	2,366,400.00
Funding Agency	U.S. Department of Education (DoED)	USU	2,366,400.00
Flow Through Agency	None	Total	4,732,800.00
Department	DPELED: SCHOOL OF TEACHER EDUCATION & LEADERSHIP		
College	CLELUC: Education & Human Services		
Admin. Center	Univ. Research and Training (UR&T)		
Research Function	Other Assistance		
Principal Investigator(s)	Jim DORWARD		
Co-PI(s)	Eric PACKENHAM		
Period of Performance	08-10-2015 -- 08-09-2022		
Original Award Date	08-25-2015		
Change/Mod Effective Date	08-25-2015		
Program Name	Utah State University STARS! # GEAR UP Partnership		
Statement	This project represents a partnership including Utah State University, eight Utah school districts, two charter schools and four community organizations aimed at addressing the needs of low-income and at-risk students, with the goal of increasing the number of students graduating high school who will be prepared for entry into and success in postsecondary education. The program will serve 2,958 students from middle school graduation into their first year of college.		

**Award # 3**

Control Number	S00001758	Agency	2,016,371.00
Funding Agency	University of California at Berkeley	USU	0.00
Flow Through Agency	NASA - General	Total	2,016,371.00
Department	USURF		
College	USURF		
Admin. Center	USU Research Foundation		
Research Function	Sponsored Research-Applied		
Program Manager(s)	Erik SYRSTAD		
Co-PI(s)			
Period of Performance	12-16-2013 -- 01-31-2017		
Original Award Date	12-16-2013		
Change/Mod Effective Date	08-21-2015		
Program Name	Far Ultraviolet (FUV) Imager		
Statement	The Space Dynamics Laboratory will provide spaceflight qualified camera electronics for the Far Ultraviolet (FUV) Imager that will be part of an instrument suite aboard the Ionospheric Connection (ICON) NASA EXPLORER spaceflight mission.		

**Award # 4**

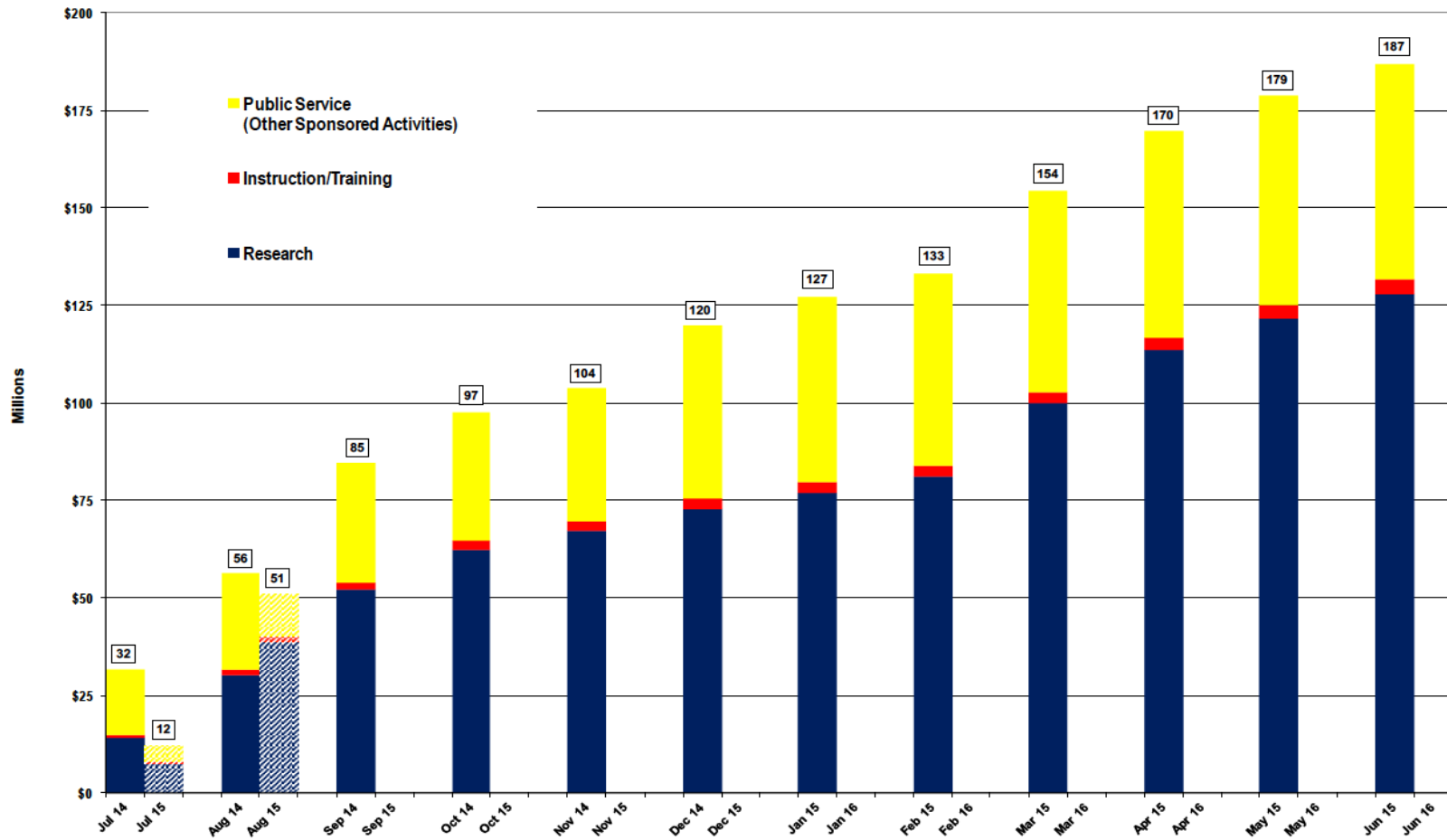
Control Number	S00490010	Agency	20,233,166.00
Funding Agency	Misc Federal Sponsors	USU	0.00
Flow Through Agency	Air Force	Total	20,233,166.00
Department	USURF		
College	USURF		
Admin. Center	USU Research Foundation		
Research Function	Sponsored Research-Applied		
Program Manager(s)	Glen WADA		
Co-PI(s)			
Period of Performance	09-01-2015 -- 08-31-2016		
Original Award Date	08-31-2015		
Change/Mod Effective Date	08-31-2015		
Program Name	Remote Global GEOINT (Geospatial Intelligence) Ground (RG3) Task Order (TO) 10 - Air Force Distributed Common Ground System (AF DCGS) Virtual Imagery Processing Capability (VIP-C) (FY 16) and Remote Ground Station (RGS) Tech Refresh		
Statement	The Space Dynamics Laboratory (SDL) will provide software and hardware upgrades and modifications to the Virtual Imagery Processing Capability (VIP-C) as required and requested by the United States Air Force (USAF) to support the Designated Program. SDL will also design, integrate, test, and field a hardware solution to accommodate high powered computing requirements supporting new Intelligence Surveillance, and Reconnaissance (ISR) sensors and secondary processing, while maintaining the ability to support simultaneous missions as defined in the requirements document.		

<b>Agency Total</b>	<b>26,850,337.00</b>
<b>USU Total</b>	<b>4,573,029.00</b>
<b>Grand Total</b>	<b>31,423,366.00</b>

\* Only awards from the listed filters are included in this report. If you believe that you should have access to information about additional departments, colleges, or research centers, please submit a support request on the Electronic-Office website or email Keith Paskett: Ketih.Paskett@usurf.usu.edu.



### Utah State University Sponsored Program Awards FY 2015 - FY 2016



UTAH STATE UNIVERSITY  
 DIVISION OF SPONSORED PROGRAMS  
 PROPOSALS BY COLLEGE  
 FOR PERIOD: August  
 2015

COLLEGE	CURRENT MONTH						CUMULATIVE TOTALS					
	PROPOSAL DOLLARS August 2014	PROPOSAL DOLLARS August 2015	TOTAL \$ CHANGE	PROP #'s August 2014	PROP #'s August 2015	TOT CHG	PROPOSAL DOLLARS FISCAL YEAR 2015	PROPOSAL DOLLARS FISCAL YEAR 2016	TOTAL \$ CHANGE	PROP #'s FY 2015	PROP #'s FY 2016	TOT CHG
AGRICULTURE	\$ 1,910,745.00	\$ 653,903.00	\$ (1,256,842.00)	10	9	(1)	\$ 7,467,866.00	\$ 1,406,304.00	\$ (6,061,562.00)	26	15	(11)
ARTS	\$ 1,517,549.00	\$ 24,500.00	\$ (1,493,049.00)	2	3	1	\$ 1,521,549.00	\$ 24,500.00	\$ (1,497,049.00)	3	3	-
BUSINESS	\$ -	\$ 28,600.00	\$ 28,600.00	-	1	1	\$ 273,947.00	\$ 28,600.00	\$ (245,347.00)	1	1	-
EDUCATION	\$ 25,494,185.16	\$ 5,848,344.00	\$ (19,645,841.16)	15	13	(2)	\$ 51,979,397.16	\$ 18,642,988.00	\$ (33,336,409.16)	36	38	2
ENGINEERING	\$ 7,570,563.60	\$ 9,069,206.00	\$ 1,498,642.40	20	25	5	\$ 10,388,008.60	\$ 12,786,871.00	\$ 2,398,862.40	44	52	8
HaSS	\$ 1,411,698.00	\$ 9,976.00	\$ (1,401,722.00)	2	3	1	\$ 1,546,615.00	\$ 209,066.00	\$ (1,337,549.00)	7	7	-
NAT. RESOURCES	\$ 1,506,349.00	\$ 3,507,502.00	\$ 2,001,153.00	22	14	(8)	\$ 7,199,798.00	\$ 23,712,947.00	\$ 16,513,149.00	46	25	(21)
SCIENCE	\$ 1,139,463.00	\$ 1,672,133.00	\$ 532,670.00	10	13	3	\$ 3,585,077.00	\$ 3,944,326.00	\$ 359,249.00	23	20	(3)
ADMIN. SERVICES	\$ 317,210.00	\$ 388,872.00	\$ 71,662.00	2	4	2	\$ 452,210.00	\$ 666,045.00	\$ 213,835.00	4	6	2
EXTENSION	\$ 636,559.00	\$ 145,898.00	\$ (490,661.00)	7	6	(1)	\$ 19,648,040.00	\$ 965,773.00	\$ (18,682,267.00)	56	15	(41)
DISTANCE ED.	\$ 827,204.00	\$ 596,496.00	\$ (230,708.00)	4	1	(3)	\$ 871,365.00	\$ 825,097.00	\$ (46,268.00)	7	2	(5)
MISCELLANEOUS	\$ 514,338.43	\$ 66,572.00	\$ (447,766.43)	8	7	(1)	\$ 536,098.43	\$ 137,804.00	\$ (398,294.43)	14	13	(1)
USU EASTERN	\$ 1,026,687.00	\$ 1,136,707.00	\$ 110,020.00	4	3	(1)	\$ 1,761,833.00	\$ 2,940,654.00	\$ 1,178,821.00	5	4	(1)
<b>CAMPUS TOTALS</b>	<b>\$ 43,872,551.19</b>	<b>\$ 23,148,709.00</b>	<b>\$ (20,723,842.19)</b>	<b>106</b>	<b>102</b>	<b>(4)</b>	<b>\$ 107,231,804.19</b>	<b>\$ 66,290,975.00</b>	<b>\$ (40,940,829.19)</b>	<b>272</b>	<b>201</b>	<b>(71)</b>
<b>USURF TOTALS</b>	<b>\$ 8,230,094.13</b>	<b>\$ 24,189,751.65</b>	<b>\$ 15,959,657.52</b>	<b>19</b>	<b>22</b>	<b>3</b>	<b>\$ 13,395,782.08</b>	<b>\$ 26,166,325.10</b>	<b>\$ 12,770,543.02</b>	<b>35</b>	<b>46</b>	<b>11</b>
<b>AWS</b>	<b>\$ -</b>	<b>\$ -</b>	<b>\$ -</b>	<b>-</b>	<b>-</b>	<b>-</b>	<b>\$ -</b>	<b>\$ -</b>	<b>\$ -</b>	<b>-</b>	<b>-</b>	<b>-</b>
<b>GRAND TOTAL</b>	<b>\$ 52,102,645.32</b>	<b>\$ 47,338,460.65</b>	<b>\$ (4,764,184.67)</b>	<b>125</b>	<b>124</b>	<b>(1)</b>	<b>\$ 120,627,586.27</b>	<b>\$ 92,457,300.10</b>	<b>\$ (28,170,286.17)</b>	<b>307</b>	<b>247</b>	<b>(60)</b>
<b>PERCENTAGE OF CHANGE:</b>	<b>DOLLARS August 2014 to 2015</b>		<b>NUMBERS August 2014 to 2015</b>			<b>CUMULATIVE \$'s FISCAL YEAR 2015 to 2016</b>			<b>CUMULATIVE #'s FISCAL YEAR 2015 to 2016</b>			
CAMPUS	-47.24%		-3.77%			-38.18%			-26.10%			
USURF	193.92%		15.79%			95.33%			31.43%			
AWS	-		-			-			-			
<b>USU TOTAL % CHG.</b>	<b>-9.14%</b>		<b>-0.80%</b>			<b>-23.35%</b>			<b>-19.54%</b>			

- Notes :** This report no longer includes Scholarship, Fellowship, State Legislative Research, or IOT/FIOT funds.  
 : The Admin. Services line includes Provost, VP for Administrative Affairs, VP for Research & Graduate Studies, and Commercialization & Regional Development.  
 : The Miscellaneous line includes Information Technology, Library Services, Student Services, and University & Community Relations.  
 : On July 1, 2010 Utah State University merged with the College of Eastern Utah (CEU), and their numbers will be reflected in these reports from that date forward.  
 : On July 1, 2010 Departments were removed from the College of HaSS, and were moved to the newly created Caine College of the Arts.  
 : In November of 2011 the Department of Computer Science was moved out of the College of Science and was made a department within the College of Engineering.  
 : As of June 2012 this report will include competitively proposed Scholarship and Fellowship Proposals

## Selected List of Proposals Greater than \$1,000,000.00 from 08-01-2015 to 08-31-2015

Filters Applied\*: No Filter

### Proposal # 1: Augmentation

Control Number	151016	Agency	\$2,549,163.00
Proposal ID	T00035421 Revision: 0	USU	\$0.00
Funding Agency	U.S. Dept. of Ed. - Office of Innovation and Improvement	Other	\$382,464.00
Department	DPCPD: MRC-CENTER FOR PERSONS WITH DISABILITIES	Total	\$2,931,627.00
College	CLEUDC: Education & Human Services		
Research Center	DPCPD: MRC-CNTR. FOR PERSONS W/ DIS		
Research Function	Sponsored Research-Applied		
Principal Investigator(s)	Margaret LUBKE		
Co-PI(s)			
Period of Performance	01-01-2016 -- 12-31-2019		
Proposal Date	08-11-2015		
Program Name	Teaching Narrative Language Skills: Starting Early and Stepping up Classroom Int		
Statement	Teachers and Caregivers will increase positive and meaningful interactions with children and the children will develop oral language skills that help them successfully transition into kindergarten and attain and sustain important literacy skills.		

### Proposal # 2: New

Control Number	160076	Agency	\$1,399,143.00
Proposal ID	T00035385 Revision: 0	USU	\$0.00
Funding Agency	U.S. Dept. of Ed. - Institute of Education Sciences	Other	\$0.00
Department	DPELED: SCHOOL OF TEACHER EDUCATION & LEADERSHIP	Total	\$1,399,143.00
College	CLEUDC: Education & Human Services		
Research Center	Univ. Research and Training (UR&T)		
Research Function	Sponsored Research-Basic		
Principal Investigator(s)	Louis NADELSON		
Co-PI(s)	G. Sue KASUN		
Period of Performance	07-01-2016 -- 06-30-2020		
Proposal Date	08-06-2015		
Program Name	Elevating PLATEAU: Researching Teacher Effectiveness and Student Learning		
Statement	This project involves researching teachers participating in the PLATEAU program and the development and validation of assessments associated with teacher implementation of the associated PLATEAU place-based learning professional development. The research will take PLATEAU to the next level by examining multiple layers of teacher engagement in place-based education.		

For Official Use Only

Prepared: 09-18-2015 13:31

**Proposal # 3: New**

Control Number	160084	Agency	\$1,469,762.00
Proposal ID	T00035397 Revision: 0	USU	\$0.00
Funding Agency	U.S. Dept. of Ed. - Institute of Education Sciences	Other	\$0.00
Department	DPCPD: MRC-CENTER FOR PERSONS WITH DISABILITIES	Total	\$1,469,762.00
College	CLEDUC: Education & Human Services		
Research Center	DPCPD: MRC-CNTR. FOR PERSONS W/ DIS		
Research Function	Sponsored Research-Basic		
Principal Investigator(s)	Mark INNOCENTI		
Co-PI(s)	Linda ALSOP		
Period of Performance	07-01-2016 -- 06-30-2020		
Proposal Date	08-04-2015		
Program Name	Video and Online Interactive Coaching to Improve Responsiveness for Parents of Children with Deafbli		
Statement	This project is an online communication training program for parents of children who are deafblind with video-supported coaching that will focus on supporting and expanding parental responsiveness to children's communicative interaction to improve the child's communication development.		

**Proposal # 4: New**

Control Number	160113	Agency	\$2,353,790.00
Proposal ID	T00035435 Revision: 0	USU	\$0.00
Funding Agency	U.S. Dept. of Int. - Bureau of Reclamation (BOR)	Other	\$0.00
Department	DPAWER: WATERSHED SCIENCES	Total	\$2,353,790.00
College	CLNATR: Natural Resources (Quinney)		
Research Center	Univ. Research and Training (UR&T)		
Research Function	Sponsored Research-Basic		
Principal Investigator(s)	Phaedra BUDY		
Co-PI(s)	Mary CONNER		
Period of Performance	09-01-2015 -- 08-31-2020		
Proposal Date	08-18-2015		
Program Name	Installation and Development of Methods and Analyses for PIT Tag Antennas		
Statement	The monitoring goal for this proposed project is to assist with developing methods and analyses techniques, using data gathered with PIT-tag antenna systems, to improve survival, population, and movement models on endangered fish species in the Colorado River Basin.		

**Proposal # 5: New**

Control Number	160138	Agency	\$2,555,543.00
Proposal ID	T00035468 Revision: 0	USU	\$0.00
Funding Agency	U.S. National Aeronautics & Space Administration (NASA)	Other	\$0.00
Department	DPEECE: ELECTRICAL & COMPUTER ENGINEERING	Total	\$2,555,543.00
College	CLENGR: Engineering		
Research Center	Center for Space Engineering		
Research Function	Sponsored Research-Applied		
Principal Investigator(s)	Charles SWENSON		
Co-PI(s)	Chad FISH		
Period of Performance	03-01-2016 -- 02-28-2019		
Proposal Date	08-27-2015		
Program Name	CubeSat Ionospheric Constellation (Cubic)		
Statement	We propose to study both the spatial and temporal scale variation of both E and B-fields and during both geomagnetic quiet and disturbed events through the use of a constellation of four CubeSats that separate relative to each other throughout the mission.		

**Proposal # 6: New**

Control Number	160139	Agency	\$1,445,887.00
Proposal ID	T00035469 Revision: 0	USU	\$0.00
Funding Agency	Brigham Young University	Other	\$0.00
Department	DPEECE: ELECTRICAL & COMPUTER ENGINEERING	Total	\$1,445,887.00
College	CLENGR: Engineering		
Research Center	Univ. Research and Training (UR&T)		
Research Function	Sponsored Research-Basic		
Principal Investigator(s)	Todd MOON		
Co-PI(s)	Jacob GUNTHER		
Period of Performance	10-01-2016 -- 09-30-2021		
Proposal Date	08-27-2015		
Program Name	NUCLEAR SCIENCE AND ENGINEERING NONPROLIFERATION RESEARCH CONSORTIUM		
Statement	USU proposes to support a DOE-supported consortium to develop techniques to detect and characterize nuclear proliferation.		

**Proposal # 7: New**

Control Number	160142	Agency	\$1,885,664.00
Proposal ID	T00035472 Revision: 0	USU	\$0.00
Funding Agency	U.S. National Aeronautics & Space Administration (NASA)	Other	\$0.00
Department	DPEECE: ELECTRICAL & COMPUTER ENGINEERING	Total	\$1,885,664.00
College	CLENGR: Engineering		
Research Center	Center for Space Engineering		
Research Function	Sponsored Research-Applied		
Principal Investigator(s)	Ryan DAVIDSON		
Co-PI(s)			
Period of Performance	04-01-2016 -- 03-31-2019		
Proposal Date	08-27-2015		
Program Name	MEDUSA		
Statement	The MEDUSA mission consists of the construction and calibration of a suite of instruments for a sounding rocket mission, radar operations during the mission, and data analysis and modeling efforts after the data has been collected.		

**Proposal # 8: New**

Control Number	S00002599	Agency	\$1,016,749.69
Proposal ID	T00003547 Revision: 0	USU	\$0.00
Funding Agency	Air Force Space and Missiles Command	Other	\$0.00
Department	USURF	Total	\$1,016,749.69
College	USURF		
Research Center	USU Research Foundation		
Research Function	Sponsored Research-Applied		
Program Manager(s)	John SEAMONS		
Co-PI(s)			
Period of Performance	09-15-2015 -- 09-30-2016		
Proposal Date	08-24-2015		
Program Name	Space-Based Infrared System (SBIRS) Starer Algorithm Enhancement		
Statement	The Space Dynamics Laboratory (SDL) will support the Space Missile Command in the Enhancement of the Space-Based Infrared System (SBIRS) Starer Algorithm. SDL will monitor and report on the performance of the main subcontractor, Leidos.		

**Proposal # 9: New**

Control Number	S00490010	Agency	\$20,233,166.00
Proposal ID	T00003523 Revision: 0	USU	\$0.00
Funding Agency	Misc Federal Sponsors	Other	\$0.00
Department	USURF	Total	\$20,233,166.00
College	USURF		
Research Center	USU Research Foundation		
Research Function	Sponsored Research-Applied		
Program Manager(s)	Glen WADA		
Co-PI(s)			
Period of Performance	09-01-2015 -- 08-31-2016		
Proposal Date	08-19-2015		
Program Name	Remote Global GEOINT (Geospatial Intelligence) Ground (RG3) Task Order (TO) 10 - Air Force Distributed Common Ground System (AF DCGS) Virtual Imagery Processing Capability (VIP-C) (FY 16) and Remote Ground Station (RGS) Tech Refresh		
Statement	The Space Dynamics Laboratory (SDL) will provide software and hardware upgrades and modifications to the Virtual Imagery Processing Capability (VIP-C) as required and requested by the United States Air Force (USAF) to support the Designated Program. SDL will also design, integrate, test, and field a hardware solution to accommodate high powered computing requirements supporting new Intelligence Surveillance, and Reconnaissance (ISR) sensors and secondary processing, while maintaining the ability to support simultaneous missions as defined in the requirements document.		

<b>Agency Total</b>	<b>\$34,908,867.69</b>
<b>USU Total</b>	<b>\$0.00</b>
<b>Other Total</b>	<b>\$382,464.00</b>
<b>Grand Total</b>	<b>\$35,291,331.69</b>

\* Only proposals from the listed filters are included in this report. If you believe that you should have access to information about additional departments, colleges, or research centers, please submit a support request on the Electronic-Office website or email Keith Paskett: Keith.Paskett@usurf.usu.edu.

**ITEM FOR ACTION**

**RE:** Contract/Grant Proposals and Awards (September, 2015)

The summary of the Status of Sponsored Program Awards, prepared by our Sponsored Programs Office for September 2015 is submitted for the Trustees' consideration. They have received the appropriate administrative review and approval.

**EXECUTIVE SUMMARY**

The awards for the month of September 2015 amounted to \$36,328,412 versus \$28,320,150 for September 2014.

The comparative graph, "Utah State University Sponsored Program Awards" indicates that through September 2015 cumulative award dollars were higher ( 4.4%) than last year for the same time period. Scholarships, fellowships and state appropriations for research are not included in either figure.

The value of proposals submitted increased from \$26,593,803 in September 2014 to \$57,199,542 during September 2015 (115.1%). The total number of current year proposals (370) is less than FY2015 (416).

**RECOMMENDATION**

The President and Vice President for Research recommend that the Board of Trustees approves the contract and grant status report for September 2015.



**RESOLUTION  
UTAH STATE UNIVERSITY  
BOARD OF TRUSTEES**

WHEREAS, The attached list of contract/grant proposals and awards (September, 2015) are recommended by the President and the Vice President for Research to the Board of Trustees:

NOW THEREFORE, BE IT NOW RESOLVED, That the USU Board of Trustees hereby approves the recommendation of the President and the Vice President for Research.

**RESOLUTION APPROVED BY BOARD OF TRUSTEES:**

---

---

Date

UTAH STATE UNIVERSITY  
 DIVISION OF SPONSORED PROGRAMS  
 AWARDS BY COLLEGE  
 FOR PERIOD: September  
 2015

COLLEGE	CURRENT MONTH						CUMULATIVE TOTALS					
	AWARDS DOLLARS September 2014	AWARD DOLLARS September 2015	TOTAL \$ CHANGE	AWD #s September 2014	AWD #s September 2015	TOT CHG	AWARD DOLLARS FISCAL YEAR 2015	AWARD DOLLARS FISCAL YEAR 2016	TOTAL \$ CHANGE	AWD #s FY 2015	AWD #s FY 2016	TOT CHG
AGRICULTURE	\$ 8,315,722.24	\$ 7,198,900.63	\$ (1,116,821.61)	18	18	-	\$ 11,779,998.38	\$ 9,929,501.53	\$ (1,850,496.85)	54	45	(9)
ARTS	\$ 16,000.00	\$ 7,000.00	\$ (9,000.00)	1	2	1	\$ 16,000.00	\$ 27,000.00	\$ 11,000.00	1	3	2
BUSINESS	\$ -	\$ -	\$ -	-	-	-	\$ -	\$ 99,931.00	\$ 99,931.00	-	1	1
EDUCATION	\$ 4,591,552.76	\$ 8,698,041.87	\$ 4,106,489.11	24	35	11	\$ 31,336,218.76	\$ 17,647,852.95	\$ (13,688,365.81)	78	66	(12)
ENGINEERING	\$ 1,696,707.12	\$ 1,649,076.95	\$ (47,630.17)	16	24	8	\$ 5,571,161.74	\$ 4,785,743.16	\$ (785,418.58)	65	64	(1)
HaSS	\$ 238,340.00	\$ 20,558.54	\$ (217,781.46)	2	5	3	\$ 848,918.00	\$ 457,312.54	\$ (391,605.46)	8	13	5
NAT. RESOURCES	\$ 891,001.67	\$ 1,246,880.30	\$ 355,878.63	16	16	-	\$ 3,214,999.19	\$ 4,483,276.74	\$ 1,268,277.55	60	62	2
SCIENCE	\$ 1,485,020.56	\$ 9,402,070.38	\$ 7,917,049.82	10	14	4	\$ 3,740,280.83	\$ 10,641,012.86	\$ 6,900,732.03	36	34	(2)
ADMIN. SERVICES	\$ 213,550.40	\$ 20,000.00	\$ (193,550.40)	2	1	(1)	\$ 1,219,279.63	\$ 538,949.00	\$ (680,330.63)	9	5	(4)
EXTENSION	\$ 145,233.00	\$ 569,725.22	\$ 424,492.22	6	21	15	\$ 1,386,701.00	\$ 1,418,363.86	\$ 31,662.86	36	37	1
DISTANCE ED.	\$ -	\$ 101,000.00	\$ 101,000.00	-	1	1	\$ 192,120.00	\$ 573,619.00	\$ 381,499.00	3	5	2
MISCELLANEOUS	\$ 368,300.00	\$ 275,200.00	\$ (93,100.00)	5	3	(2)	\$ 543,660.00	\$ 858,472.30	\$ 314,812.30	23	19	(4)
USU EASTERN	\$ 1,011,188.00	\$ 1,466,442.51	\$ 455,254.51	3	6	3	\$ 1,726,015.00	\$ 2,533,050.51	\$ 807,035.51	8	10	2
<b>CAMPUS TOTALS</b>	<b>\$ 18,972,615.75</b>	<b>\$ 30,654,896.40</b>	<b>\$ 11,682,280.65</b>	<b>103</b>	<b>146</b>	<b>43</b>	<b>\$ 61,575,352.53</b>	<b>\$ 53,994,085.45</b>	<b>\$ (7,581,267.08)</b>	<b>381</b>	<b>364</b>	<b>(17)</b>
<b>USURF TOTALS</b>	<b>\$ 9,347,533.98</b>	<b>\$ 5,673,515.34</b>	<b>\$ (3,674,018.64)</b>	<b>46</b>	<b>39</b>	<b>(7)</b>	<b>\$ 22,982,474.81</b>	<b>\$ 34,295,248.05</b>	<b>\$ 11,312,773.24</b>	<b>98</b>	<b>82</b>	<b>(16)</b>
<b>AWS</b>	<b>\$ -</b>	<b>\$ -</b>	<b>\$ -</b>	<b>-</b>	<b>-</b>	<b>-</b>	<b>\$ -</b>	<b>\$ -</b>	<b>\$ -</b>	<b>-</b>	<b>-</b>	<b>-</b>
<b>GRAND TOTAL</b>	<b>\$ 28,320,149.73</b>	<b>\$ 36,328,411.74</b>	<b>\$ 8,008,262.01</b>	<b>149</b>	<b>185</b>	<b>36</b>	<b>\$ 84,557,827.34</b>	<b>\$ 88,289,333.50</b>	<b>\$ 3,731,506.16</b>	<b>479</b>	<b>446</b>	<b>(33)</b>
<b>PERCENTAGE OF CHANGE:</b>	<b>DOLLARS September 2014 to 2015</b>		<b>NUMBERS September 2014 to 2015</b>			<b>CUMULATIVE \$'s FISCAL YEAR 2015 to 2016</b>			<b>CUMULATIVE #s FISCAL YEAR 2015 to 2016</b>			
CAMPUS	61.57%		41.75%			-12.31%			-4.46%			
USURF	-39.30%		-15.22%			49.22%			-16.33%			
AWS	-		-			-			-			
<b>USU TOTAL % CHG.</b>	<b>28.28%</b>		<b>24.16%</b>			<b>4.41%</b>			<b>-6.89%</b>			

**Notes :** This report no longer includes Scholarship, Fellowship, State Legislative Research, or IOT/FIOT funds.  
 : The Admin. Services line includes Provost, VP for Administrative Affairs, VP for Research & Graduate Studies, and Commercialization & Regional Development.  
 : The Miscellaneous line includes Information Technology, Library Services, Student Services, and University & Community Relations.  
 : On July 1, 2010 Utah State University merged with the College of Eastern Utah (CEU), and their numbers will be reflected in these reports from that date forward.  
 : On July 1, 2010 Departments were removed from the College of HaSS, and were moved to the newly created Caine College of the Arts.  
 : In November of 2011 the Department of Computer Science was moved out of the College of Science and was made a department within the College of Engineering.  
 : As of June 2012 this report will include competitively awarded Scholarship and Fellowship Awards

**Selected List of Awards Greater than  
\$1,000,000.00 from 09-01-2015 to 09-30-2015**

Filters Applied\*: No Filter

**Award # 1**

Control Number	120376	Agency	8,000,000.00
Funding Agency	U.S. National Science Foundation (NSF)	USU	1,800,000.00
Flow Through Agency	None	Total	9,800,000.00
Department	DPBIOL: BIOLOGY		
College	CLSCIN: Science		
Admin. Center	DPECOL: MRC-ECOLOGY CENTER		
Research Function	Sponsored Research-Basic		
Principal Investigator(s)	Michelle BAKER		
Co-PI(s)	Douglas JACKSON-SMITH, Jeffery HORSBURGH		
Period of Performance	05-24-2012 -- 07-31-2017		
Original Award Date	05-25-2012		
Change/Mod Effective Date	09-22-2015		
Program Name	iUTAH-URBAN TRANSITIONS AND ARIDREGION HYDRO-SUSTAINABILITY		
Statement	iUTAH WILL ENHANCE STATEWIDE RESEARCH BY INVESTING IN RESEARCH, HUMAN, AND CYBER INFRASTRUCTURE CAPACITIES TO ADDRESS HOW POPULATION GROWTH AND CHANGES TO CLIMATE AND LAND USE AFFECT SUSTAINABILITY OF URBAN AND NATURAL SYSTEMS ALONG THE WASATCH FRONT.		

**Award # 2**

Control Number	150160	Agency	1,534,841.00
Funding Agency	Kansas State Board of Education	USU	0.00
Flow Through Agency	U.S. Department of Education (DoED)	Total	1,534,841.00
Department	DPCPD: MRC-CENTER FOR PERSONS WITH DISABILITIES		
College	CLELUC: Education & Human Services		
Admin. Center	DPCPD: MRC-CNTR. FOR PERSONS W/ DIS		
Research Function	Other Assistance		
Principal Investigator(s)	John COPENHAVER		
Co-PI(s)			
Period of Performance	07-01-2015 -- 06-30-2020		
Original Award Date	07-09-2015		
Change/Mod Effective Date	09-18-2015		
Program Name	Kansas TASN Project		
Statement	TAESE will partner with Pittsburg State University and Keystone Learning Services to meet the requirements of the Kansas State Department of Education (KSDE), Technical Assistance System Network (TASN) Coordination.		

For Official Use Only

Prepared: 10-13-2015 13:58

**Award # 3**

Control Number	150893	Agency	5,069,791.00
Funding Agency	U.S. Dept. of Ag. - National Institute of Food & Ag (NIFA)	USU	0.00
Flow Through Agency	U.S. Department of Agriculture (USDA)	Total	5,069,791.00
Department	DPAPSB: PLANTS, SOILS, & CLIMATE		
College	CLAGRI: Agriculture & App. Sciences		
Admin. Center	DPAES: MRC-AG. EXPERIMENT STATION		
Research Function	Sponsored Research-Applied		
Principal Investigator(s)	Teryl ROPER		
Co-PI(s)			
Period of Performance	09-01-2015 -- 08-31-2020		
Original Award Date	09-03-2015		
Change/Mod Effective Date	09-03-2015		
Program Name	2015 Implementation of Western Region Sustainable Agriculture Research and Education (SARE) Proposal		
Statement	This project will benefit the public because the coordination and implementation of the SARE program for the Western Region provides about 5.1 million dollars in funding annually. This program offers opportunities to compete for USDA funding for Sustainable Agriculture Research and Education grants for institutions, farmers, and ranchers throughout the Western regions. This includes Utah.		

**Award # 4**

Control Number	150899	Agency	1,091,397.00
Funding Agency	U.S. National Science Foundation (NSF)	USU	0.00
Flow Through Agency	None	Total	1,091,397.00
Department	DPELED: SCHOOL OF TEACHER EDUCATION & LEADERSHIP		
College	CLELUC: Education & Human Services		
Admin. Center	Sci.,Tech.,Eng.,Ed. & Math.(STE2M)		
Research Function	Sponsored Research-Applied		
Principal Investigator(s)	Colby TOFEL-GREHL		
Co-PI(s)	Vicki ALLAN, Louis NADELSON		
Period of Performance	10-01-2015 -- 09-30-2017		
Original Award Date	09-11-2015		
Change/Mod Effective Date	09-11-2015		
Program Name	Project STITCH: STEM Teaching Integrating Textiles and Computing Holistically		
Statement	STEM Teaching Integrating Textiles and Computing Holistically (STITCH) is a curriculum and professional development project designed to facilitate the development of a curricular approach to STEM content that integrates computer science (both hardware and software applications and development) into STEM curricular content to solve a range of authentic problems across disciplines in grades 6-12.		

**Award # 5**

Control Number	151047	Agency	1,137,000.00
Funding Agency	Kansas State Department of Education	USU	0.00
Flow Through Agency	None	Total	1,137,000.00
Department	DPCPD: MRC-CENTER FOR PERSONS WITH DISABILITIES		
College	CLEDUC: Education & Human Services		
Admin. Center	DPCPD: MRC-CNTR. FOR PERSONS W/ DIS		
Research Function	Other Assistance		
Principal Investigator(s)	John COPENHAVER		
Co-PI(s)			
Period of Performance	07-01-2015 -- 06-30-2020		
Original Award Date	07-01-2015		
Change/Mod Effective Date	09-17-2015		
Program Name	Kansas Technical Assistance		
Statement	TAESE will provide technical assistance to the KSDE Special Education Services Team. Work will include specialized technical assistance and support, conference coordination services, TASK12, SPP/APR assistance, and dispute resolution training.		

**Award # 6**

Control Number	151138	Agency	1,927,773.00
Funding Agency	UT Department of Workforce Services	USU	0.00
Flow Through Agency	U.S. Dept. of Hlth and Hum. Svcs. - Child Care Development Fund	Total	1,927,773.00
Department	DPFCHD: FAMILY, CONSUMER & HUMAN DEVELOPMENT		
College	CLEDUC: Education & Human Services		
Admin. Center	Univ. Research and Training (UR&T)		
Research Function	Other Assistance		
Principal Investigator(s)	Ann AUSTIN		
Co-PI(s)			
Period of Performance	07-01-2015 -- 06-30-2020		
Original Award Date	06-23-2015		
Change/Mod Effective Date	09-28-2015		
Program Name	CCPDI FY 16		
Statement	The Utah Child Care Professional Institute (CCPDI) is a statewide program to assist child care providers in their professional development needs. Services include the Care About Childcare program, Professional Development Awards, Grants and Scholarships. CCPDI also manages and programs the State Child Care Referral System and Workforce Registry.		

**Award # 7**

Control Number	151160	Agency	1,000,000.00
Funding Agency	U.S. Department of Agriculture (USDA)	USU	0.00
Flow Through Agency	None	Total	1,000,000.00
Department	DPAGNF: NUTRITION, DIETETICS AND FOOD SCIENCES		
College	CLAGRI: Agriculture & App. Sciences		
Admin. Center	Cooperative Extension (EXT)		
Research Function	Sponsored Research-Applied		
Principal Investigator(s)	Carrie DURWARD		
Co-PI(s)	Paula SCOTT, Mateja SAVOIE, Heidi LEBLANC		
Period of Performance	09-01-2015 -- 08-31-2016		
Original Award Date	09-25-2015		
Change/Mod Effective Date	09-25-2015		
Program Name	Multi-Disciplinary Methods for Effective, Sustainable, and Scalable Evaluations		
Statement	This research will test two promising strategies to evaluate national nutrition programs in a more rigorous and objective way. The strategies will overcome limitations of current measurement tools. These strategies can then be used to evaluate and improve the efficacy of large nutrition education programs.		

**Award # 8**

Control Number	S12002019	Agency	1,138,000.00
Funding Agency	Naval Research Lab	USU	0.00
Flow Through Agency	Hill Air Force Base	Total	1,138,000.00
Department	USURF		
College	USURF		
Admin. Center	USU Research Foundation		
Research Function	Sponsored Research-Applied		
Program Manager(s)	Brent CARLSEN		
Co-PI(s)			
Period of Performance	09-08-2015 -- 02-28-2016		
Original Award Date	09-08-2015		
Change/Mod Effective Date	09-08-2015		
Program Name	Naval Research Laboratory (NRL) Intelligence, Surveillance, and Reconnaissance Systems (ISRS) Task Order 0002 - Pod Data Link Transceiver Redesign (P5 ADLT)		
Statement	Space Dynamics Laboratory will design the new Data Link Transceiver (DLT) as form, fit, function, and interface direct replacement of the existing P5 L-Band assembly with improvements as directed by the Air Force. This effort will include the delivery of several prototype assemblies and a complete technical data package that would support the future procurement of the P5 DLT and the establishment of organic repair capability as necessary.		

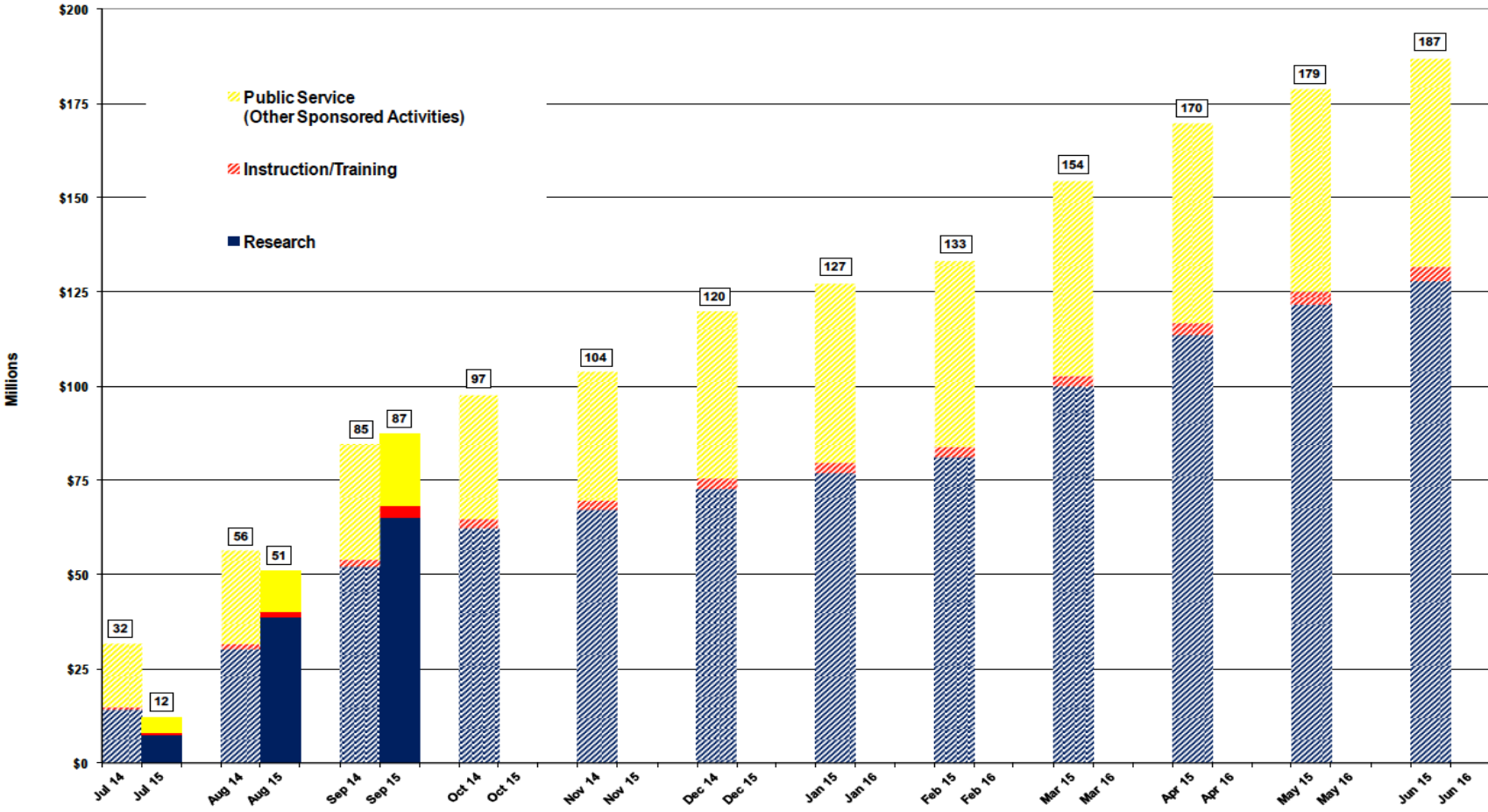
<b>Agency Total</b>	<b>20,898,802.00</b>
<b>USU Total</b>	<b>1,800,000.00</b>

**Grand Total** **22,698,802.00**

---

\* Only awards from the listed filters are included in this report. If you believe that you should have access to information about additional departments, colleges, or research centers, please submit a support request on the Electronic-Office website or email Keith Paskett: [Keith.Paskett@usurf.usu.edu](mailto:Keith.Paskett@usurf.usu.edu).

## Utah State University Sponsored Program Awards FY 2015 - FY 2016



: In November of 2011 the Department of Computer Science was moved out of the College of Science and was made a department within the College of Engineering.  
 : As of June 2012 this report will include competitively proposed Scholarship and Fellowship Proposals



UTAH STATE UNIVERSITY  
 DIVISION OF SPONSORED PROGRAMS  
 PROPOSALS BY COLLEGE  
 FOR PERIOD:

September  
 2015

COLLEGE	CURRENT MONTH						CUMULATIVE TOTALS					
	PROPOSAL DOLLARS September 2014	PROPOSAL DOLLARS September 2015	TOTAL \$ CHANGE	PROP #s September 2014	PROP #s September 2015	TOT CHG	PROPOSAL DOLLARS FISCAL YEAR 2015	PROPOSAL DOLLARS FISCAL YEAR 2016	TOTAL \$ CHANGE	PROP #s FY 2015	PROP #s FY 2016	TOT CHG
AGRICULTURE	\$ 3,215,097.00	\$ 1,616,020.00	\$ (1,599,077.00)	7	8	1	\$ 10,682,963.00	\$ 3,022,324.00	\$ (7,660,639.00)	33	23	(10)
ARTS	\$ (14,000.00)	\$ -	\$ 14,000.00	1	-	(1)	\$ 1,507,549.00	\$ 24,500.00	\$ (1,483,049.00)	4	3	(1)
BUSINESS	\$ -	\$ -	\$ -	-	-	-	\$ 273,947.00	\$ 28,600.00	\$ (245,347.00)	1	1	-
EDUCATION	\$ 2,907,824.46	\$ 5,225,180.00	\$ 2,317,355.54	20	21	1	\$ 54,887,221.62	\$ 23,868,168.00	\$ (31,019,053.62)	56	59	3
ENGINEERING	\$ 4,622,666.00	\$ 3,645,856.00	\$ (976,810.00)	23	27	4	\$ 15,010,674.60	\$ 16,432,727.00	\$ 1,422,052.40	67	79	12
HaSS	\$ 15,000.00	\$ 177,120.00	\$ 162,120.00	1	3	2	\$ 1,561,615.00	\$ 386,186.00	\$ (1,175,429.00)	8	10	2
NAT. RESOURCES	\$ 232,461.10	\$ 445,109.00	\$ 212,647.90	7	6	(1)	\$ 7,432,259.10	\$ 24,158,056.00	\$ 16,725,796.90	53	31	(22)
SCIENCE	\$ 1,715,688.00	\$ 1,059,184.38	\$ (656,503.62)	15	11	(4)	\$ 5,300,765.00	\$ 5,003,510.38	\$ (297,254.62)	38	31	(7)
ADMIN. SERVICES	\$ 210,728.00	\$ -	\$ (210,728.00)	2	-	(2)	\$ 662,938.00	\$ 666,045.00	\$ 3,107.00	6	6	-
EXTENSION	\$ 51,124.00	\$ 436,630.00	\$ 385,506.00	4	6	2	\$ 19,699,164.00	\$ 1,402,403.00	\$ (18,296,761.00)	60	21	(39)
DISTANCE ED.	\$ -	\$ 4,400.00	\$ 4,400.00	-	1	1	\$ 871,365.00	\$ 829,497.00	\$ (41,868.00)	7	3	(4)
MISCELLANEOUS	\$ 20,000.00	\$ 112,800.00	\$ 92,800.00	1	2	1	\$ 556,098.43	\$ 250,604.00	\$ (305,494.43)	15	15	-
USU EASTERN	\$ 862,190.00	\$ 351,680.00	\$ (510,510.00)	3	3	-	\$ 2,624,023.00	\$ 3,292,334.00	\$ 668,311.00	8	7	(1)
<b>CAMPUS TOTALS</b>	<b>\$ 13,838,778.56</b>	<b>\$ 13,073,979.38</b>	<b>\$ (764,799.18)</b>	<b>84</b>	<b>88</b>	<b>4</b>	<b>\$ 121,070,582.75</b>	<b>\$ 79,364,954.38</b>	<b>\$ (41,705,628.37)</b>	<b>356</b>	<b>289</b>	<b>(67)</b>
<b>USURF TOTALS</b>	<b>\$ 12,755,024.63</b>	<b>\$ 44,125,562.67</b>	<b>\$ 31,370,538.04</b>	<b>25</b>	<b>35</b>	<b>10</b>	<b>\$ 26,150,806.71</b>	<b>\$ 70,291,887.77</b>	<b>\$ 44,141,081.06</b>	<b>60</b>	<b>81</b>	<b>21</b>
<b>AWS</b>	<b>\$ -</b>	<b>\$ -</b>	<b>\$ -</b>	<b>-</b>	<b>-</b>	<b>-</b>	<b>\$ -</b>	<b>\$ -</b>	<b>\$ -</b>	<b>-</b>	<b>-</b>	<b>-</b>
<b>GRAND TOTAL</b>	<b>\$ 26,593,803.19</b>	<b>\$ 57,199,542.05</b>	<b>\$ 30,605,738.86</b>	<b>109</b>	<b>123</b>	<b>14</b>	<b>\$ 147,221,389.46</b>	<b>\$ 149,656,842.15</b>	<b>\$ 2,435,452.69</b>	<b>416</b>	<b>370</b>	<b>(46)</b>
<b>PERCENTAGE OF CHANGE:</b>	<b>DOLLARS</b>			<b>NUMBERS</b>			<b>CUMULATIVE \$'s</b>			<b>CUMULATIVE #s</b>		
	<b>September 2014 to 2015</b>			<b>September 2014 to 2015</b>			<b>FISCAL YEAR 2015 to 2016</b>			<b>FISCAL YEAR 2015 to 2016</b>		
CAMPUS	-5.53%			4.76%			-34.45%			-18.82%		
USURF	245.95%			40.00%			168.79%			35.00%		
AWS	-			-			-			-		
<b>USU TOTAL % CHG.</b>	<b>115.09%</b>			<b>12.84%</b>			<b>1.65%</b>			<b>-11.06%</b>		

**Notes :** This report no longer includes Scholarship, Fellowship, State Legislative Research, or IOT/FIOT funds.  
 : The Admin. Services line includes Provost, VP for Administrative Affairs, VP for Research & Graduate Studies, and Commercialization & Regional Development.  
 : The Miscellaneous line includes Information Technology, Library Services, Student Services, and University & Community Relations.  
 : On July 1, 2010 Utah State University merged with the College of Eastern Utah (CEU), and their numbers will be reflected in these reports from that date forward.  
 : On July 1, 2010 Departments were removed from the College of HaSS, and were moved to the newly created Caine College of the Arts.  
 : In November of 2011 the Department of Computer Science was moved out of the College of Science and was made a department within the College of Engineering.  
 : As of June 2012 this report will include competitively proposed Scholarship and Fellowship Proposals

## Selected List of Proposals Greater than \$1,000,000.00 from 09-01-2015 to 09-30-2015

Filters Applied\*: No Filter

### Proposal # 1: New

Control Number	160192	Agency	\$1,298,114.00
Proposal ID	T00035539 Revision: 0	USU	\$0.00
Funding Agency	UT Department of Workforce Services	Other	\$100,000.00
Department	DPAGNF: NUTRITION, DIETETICS AND FOOD SCIENCES	Total	\$1,398,114.00
College	CLAGRI: Agriculture & App. Sciences		
Research Center	Cooperative Extension (EXT)		
Research Function	Other Assistance		
Principal Investigator(s)	Heidi LEBLANC		
Co-PI(s)			
Period of Performance	10-01-2015 -- 09-30-2016		
Proposal Date	09-15-2015		
Program Name	Utah Supplemental Nutrition Assistance Program-Education (SNAP-Ed) Utah State Un		
Statement	The goal of the SNAP-Ed program is to improve the likelihood that persons eligible for SNAP will make healthy food choices within their limited budget and choose physically active lifestyles consistent with the current Dietary Guidelines for Americans and MyPlate.		

### Proposal # 2: New

Control Number	160219	Agency	\$2,919,445.00
Proposal ID	T00035583 Revision: 0	USU	\$0.00
Funding Agency	U.S. Dept. of Hlth. and Hum. Svcs. - National Institutes of Health (NIH)	Other	\$0.00
Department	DPFCHD: FAMILY, CONSUMER & HUMAN DEVELOPMENT	Total	\$2,919,445.00
College	CLEDUC: Education & Human Services		
Research Center	Univ. Research and Training (UR&T)		
Research Function	Sponsored Research-Applied		
Principal Investigator(s)	Maria NORTON		
Co-PI(s)	Elizabeth FAUTH, Travis E. DORSCH, W. David ROBINSON, Julie GAST, Heidi WENGREEN, Michael LEFEVRE, Christopher CORCORAN, Joann TSCHANZ		
Period of Performance	07-01-2016 -- 06-30-2020		
Proposal Date	09-29-2015		
Program Name	Gray Matters: A Mobile Behavior Modification Program to Reduce Alzheimer's Risk		
Statement	Gray Matters is a health education and support system to promote lifestyle behavioral changes in 6 domains associated with AD risk (exercise, diet, social, cognitive, sleep, and stress management), emphasizing domains that reduce vascular risk conditions. Its key features are a wearable activity monitor and a smartphone application (app) we developed to disseminate evidence-based knowledge about lifestyle behaviors linked to AD risk.		

For Official Use Only

Prepared: 10-13-2015 14:07

**Proposal # 3: Revision**

Control Number	S00001660	Agency	\$2,362,160.00
Proposal ID	T00002281 Revision: 4	USU	\$0.00
Funding Agency	Exelis Inc.	Other	\$0.00
Department	USURF	Total	\$2,362,160.00
College	USURF		
Research Center	USU Research Foundation		
Research Function	Sponsored Research-Applied		
Program Manager(s)	Joel CARDON		
Co-PI(s)			
Period of Performance	06-17-2014 -- 03-31-2019		
Proposal Date	09-18-2015		
Program Name	Radiation Budget Instrument Calibration		
Statement	The Space Dynamics Laboratory (SDL) will provide thermal vacuum testing and calibration of the Radiation Budget Instruments (RBI) and provide Miniature On-orbit Temperature Reference (MOTR) Phase Change Cells.		

**Proposal # 4: Revision**

Control Number	S00002061	Agency	-\$33,516.35
Proposal ID	T00002793 Revision: 2	USU	\$0.00
Funding Agency	Naval Research Lab	Other	\$0.00
Department	USURF	Total	-\$33,516.35
College	USURF		
Research Center	USU Research Foundation		
Research Function	Sponsored Research-Applied		
Program Manager(s)	Jed HANCOCK		
Co-PI(s)			
Period of Performance	02-01-2016 -- 01-31-2017		
Proposal Date	09-04-2015		
Program Name	Naval Research Laboratory (NRL) High Precision Pointing Mirror System (HPPS) Phase II		
Statement	Space Dynamics Laboratory will provide additional risk-reduction efforts to the Naval Research Laboratory for the development of the High Performance Pointing Mirror System.		

**Proposal # 5: New**

Control Number	S00002607	Agency	\$3,532,494.00
Proposal ID	T00003555 Revision: 0	USU	\$0.00
Funding Agency	Air Force	Other	\$0.00
Department	USURF	Total	\$3,532,494.00
College	USURF		
Research Center	USU Research Foundation		
Research Function	Sponsored Research-Applied		
Program Manager(s)	Jim PERRY		
Co-PI(s)			
Period of Performance	11-01-2015 -- 06-30-2018		
Proposal Date	09-14-2015		
Program Name	Kokanee		
Statement	Cubesat Mission		

**Proposal # 6: New**

Control Number	S00002645	Agency	\$7,000,000.00
Proposal ID	T00003605 Revision: 0	USU	\$0.00
Funding Agency	Air Force Research Laboratory	Other	\$0.00
Department	USURF	Total	\$7,000,000.00
College	USURF		
Research Center	USU Research Foundation		
Research Function	Sponsored Research-Applied		
Program Manager(s)	Tim NEILSEN		
Co-PI(s)			
Period of Performance	12-01-2015 -- 09-30-2020		
Proposal Date	09-14-2015		
Program Name	Air Force Research Laboratory (AFRL) Indefinite Delivery/Indefinite Quantity (IDIQ) Task Order 0001: Space Situational Awareness (SSA) Sensor Development		
Statement	The Space Dynamics Laboratory (SDL) will support the development of advanced space situational awareness (SSA) sensor concepts, analyses, and designs. Work will also include continued development of the Full Sky Array (FSA) concept, as well as several new SSA sensor system concepts, and the associated program management activities.		

**Proposal # 7: New**

Control Number	S00002647	Agency	\$6,820,000.00
Proposal ID	T00003607 Revision: 0	USU	\$0.00
Funding Agency	Air Force Research Laboratory	Other	\$0.00
Department	USURF	Total	\$6,820,000.00
College	USURF		
Research Center	USU Research Foundation		
Research Function	Sponsored Research-Applied		
Program Manager(s)	Robert BURT		
Co-PI(s)			
Period of Performance	12-01-2015 -- 09-30-2020		
Proposal Date	09-14-2015		
Program Name	Air Force Research Laboratory (AFRL) Task Order 0003 - Monolith CubeSat		
Statement	The Space Dynamics Laboratory (SDL) will provide the Air Force Research Laboratory (AFRL) with a microsatellite Monolith spacecraft, conforming to the industry standard for a 6U CubeSat in size, weight, and volume.		

**Proposal # 8: New**

Control Number	S00002649	Agency	\$11,000,000.00
Proposal ID	T00003609 Revision: 0	USU	\$0.00
Funding Agency	Air Force Research Laboratory	Other	\$0.00
Department	USURF	Total	\$11,000,000.00
College	USURF		
Research Center	USU Research Foundation		
Research Function	Sponsored Research-Applied		
Program Manager(s)	John SANTACROCE		
Co-PI(s)			
Period of Performance	12-01-2015 -- 09-30-2020		
Proposal Date	09-14-2015		
Program Name	Air Force Research Laboratory (AFRL) Task Order 0004 - Atomic Navigation and Timing		
Statement	The Space Dynamics Laboratory (SDL) will utilize a technical approach for this task that ensures AFRL can successfully execute both a basic research program for better understanding the physical principles of operation of Atomic Timing and Navigation (ATNAV) devices, and an applied development program which will ultimately yield flight-ready hardware for future ATNAV flight demonstrations. In addition, SDL will provide advanced engineering of laser systems, optimized electronics, and space environmental designs to successfully leverage atomic physics-based systems for Air Force needs.		

**Proposal # 9: New**

Control Number	S00002651	Agency	\$1,300,000.00
Proposal ID	T00003611 Revision: 0	USU	\$0.00
Funding Agency	Air Force Research Laboratory	Other	\$0.00
Department	USURF	Total	\$1,300,000.00
College	USURF		
Research Center	USU Research Foundation		
Research Function	Sponsored Research-Applied		
Program Manager(s)	John SANTACROCE		
Co-PI(s)			
Period of Performance	12-01-2015 -- 12-31-2017		
Proposal Date	09-14-2015		
Program Name	Air Force Research Laboratory (AFRL) Task Order 0005 - Flexible Weapons Guided Bomb Unit-Experimental (GBU-X) Modular Open System Architecture (MOSA) Development		
Statement	The Space Dynamics Laboratory (SDL) will support AFRL/RW#s Flexible Weapons GBU-X program including adapting state-of-the-art interface technology, incorporating modular, open system approaches, and support the development and completion of a demonstration of the technology. SDL will leverage experience from the Missile Defense Agency (MDA) UARC Task Order 22 to complete program objectives and goals.		

**Proposal # 10: New**

Control Number	S00002653	Agency	\$3,549,986.00
Proposal ID	T00003613 Revision: 0	USU	\$0.00
Funding Agency	Air Force Research Laboratory	Other	\$0.00
Department	USURF	Total	\$3,549,986.00
College	USURF		
Research Center	USU Research Foundation		
Research Function	Sponsored Research-Applied		
Program Manager(s)	John SANTACROCE		
Co-PI(s)			
Period of Performance	10-01-2015 -- 09-30-2020		
Proposal Date	09-28-2015		
Program Name	Air Force Research Laboratory (AFRL) Task Order 0002: Strip Sensor Unit (SSU) Mission Operations and Data Analysis		
Statement	The Space Dynamics Laboratory will provide Air Force Research Laboratory with continued on-orbit Strip Sensor Unit (SSU) experiment operations and data analysis.		

**Proposal # 11: New**

Control Number	S00002665	Agency	\$5,499,632.00
Proposal ID	T00003631 Revision: 0	USU	\$0.00
Funding Agency	Air Force Research Laboratory	Other	\$0.00
Department	USURF	Total	\$5,499,632.00
College	USURF		
Research Center	USU Research Foundation		
Research Function	Sponsored Research-Applied		
Program Manager(s)	Alan THURGOOD		
Co-PI(s)			
Period of Performance	01-01-2016 -- 09-30-2020		
Proposal Date	09-21-2015		
Program Name	Air Force Research Laboratory (AFRL) Task Order 0006 Imaging Sensor Calibration Activities		
Statement	This completion task order will provide technical expertise to the Air Force Research Laboratory (AFRL) in the development of calibration instrumentation and execution of spectral, spatial, radiometric calibration, and scattering characterization of space and airborne sensors that operate in the ultraviolet, visible, near infrared, short-wave infrared, mid-wave infrared, and long-wave infrared (UV, VIS, NIR, SWIR, MWIR, and LWIR).		

**Proposal # 12: New**

Control Number	S00490011	Agency	\$1,456,894.00
Proposal ID	T00003583 Revision: 0	USU	\$0.00
Funding Agency	Misc Federal Sponsors	Other	\$0.00
Department	USURF	Total	\$1,456,894.00
College	USURF		
Research Center	USU Research Foundation		
Research Function	Sponsored Research-Applied		
Program Manager(s)	Jacob CHRISTENSEN		
Co-PI(s)			
Period of Performance	10-01-2015 -- 10-23-2017		
Proposal Date	09-08-2015		
Program Name	Remote Global GEOINT (Geospatial Intelligence) Ground (RG3) Task Order (TO)11-Mobile CubeSat Command and Control (MC3) Ground Stations Software and Classroom MC3 Hardware		
Statement	Space Dynamics Laboratory (SDL) will develop a Satellite Universal Relay Network (SATURN) server and ground site software which will perform orbit propagation and session scheduling. SDL will develop Satellite Universal Relay Network (SATURN) Mission Operations Center (MOC) client software to provide an interface for the Mission Operations Center (MOC) command and telemetry software to communicate with the Satellite Universal Relay Network (SATURN) ground sites.		

**Proposal # 13: New**

Control Number	S12002019	Agency	\$1,138,000.00
Proposal ID	T00003381 Revision: 0	USU	\$0.00
Funding Agency	Naval Research Lab	Other	\$0.00
Department	USURF	Total	\$1,138,000.00
College	USURF		
Research Center	USU Research Foundation		
Research Function	Sponsored Research-Applied		
Program Manager(s)	Brent CARLSEN		
Co-PI(s)			
Period of Performance	10-01-2015 -- 05-01-2017		
Proposal Date	09-01-2015		
Program Name	Naval Research Laboratory (NRL) Intelligence, Surveillance, and Reconnaissance Systems (ISRS) Task Order 0002 - Pod Data Link Transceiver Redesign (P5 ADLT)		
Statement	Space Dynamics Laboratory will design the new Data Link Transceiver (DLT) as form, fit, function, and interface direct replacement of the existing P5 L-Band assembly with improvements as directed by the Air Force. This effort will include the delivery of several prototype assemblies and a complete technical data package that would support the future procurement of the P5 DLT and the establishment of organic repair capability as necessary.		

<b>Agency Total</b>	<b>\$47,843,208.65</b>
<b>USU Total</b>	<b>\$0.00</b>
<b>Other Total</b>	<b>\$100,000.00</b>
<b>Grand Total</b>	<b>\$47,943,208.65</b>

\* Only proposals from the listed filters are included in this report. If you believe that you should have access to information about additional departments, colleges, or research centers, please submit a support request on the Electronic-Office website or email Keith Paskett: Ketih.Paskett@usurf.usu.edu.



### **ITEM FOR ACTION**

**RE:** Delegation/Administrative Reports – 06/22/15 to 08/24/15

Utah State University has been given authority by the Division of Facilities Construction and Management (DFCM) to exercise direct supervision of the design and construction of all alterations, repairs, and improvements to existing facilities on individual projects with budgets of less than \$4 million. The supervision of new construction can also be delegated to USU on a project-by-project basis and can exceed the \$4 million amount. As part of the delegation authority, administrative reports are prepared by USU and presented to the Utah State Building Board at each of its meetings. The monthly format of USU's reports is similar to that of the DFCM's reports presenting professional and construction contracts issued during the reporting period, contingency and project reserves status, and a delegated projects list showing budget and status. On a quarterly basis, additional reports are prepared showing contingency fund cumulative transfers, a summary of the statewide (paving) account, and a construction contract status. The Board of Regents has transferred its authority to review the delegation/ administrative reports to the Board of Trustees.

The reports have received the appropriate administrative review and approval.

### **EXECUTIVE SUMMARY**

The following is a summary of the administrative reports for USU for the period 06/22/15 to 08/24/15.

**Professional Contracts, 10 contracts issued** (Page 1)

Comments are provided on the report.

**Construction Contracts, 27 contracts issued** (Pages 2-3)

Comments are provided on the report.

**Report of Contingency Reserve Fund** (Page 4)

Six projects needed funds from the contingency reserve fund during this reporting period. The contingency fund is in good order.

**Report of Project Reserve Fund Activity** (Page 5)

No projects needed funds from the project reserve fund during this reporting period. The project reserve fund is in good order.

**Current Delegated Projects List** (Pages 6-8)

Of USU's 68 projects, 13 are pending, 9 are in the design/study phase, 38 are in construction, and 8 are substantially complete.

### **RECOMMENDATION**

The President and Vice President for Business and Finance recommend that the delegation/ administrative reports for the current reporting period be approved as presented.

**RESOLUTION  
UTAH STATE UNIVERSITY  
BOARD OF TRUSTEES**

WHEREAS, The Utah Legislature appropriates state funds through the Division of Facilities Construction and Management to Utah State University for the purpose of capital improvements; and

WHEREAS, The Division of Facilities Construction and Management has delegated its authority to exercise direct supervision of the design and construction of such capital improvements to Utah State University; and

WHEREAS, Non-state funded projects with budgets of less than \$4 million are also delegated to Utah State University; and

WHEREAS, Projects in excess of \$4 million can also be delegated to Utah State University with specific approval of the Utah State Building board; and

WHEREAS, Utah State University presents reports on the status of all its delegated projects to the Utah State Building Board on a regular basis; and

WHEREAS, The State Board of Regents has transferred its authority to review the delegation/ administrative reports to the Board of Trustees; and

WHEREAS, The President and Vice President for Business and Finance have reviewed the delegation/ administrative reports for the current reporting period and recommend approval of the reports to the Board of Trustees; and

WHEREAS, The Board of Trustees has reviewed and given due consideration to the delegation/ administrative reports:

NOW, THEREFORE, BE IT RESOLVED, That the USU Board of Trustees hereby approves the delegation/ administrative reports as presented.

---

RESOLUTION APPROVED BY THE USU BOARD OF TRUSTEES

---

Date



## Professional Contracts Awarded From 06/22/15 to 08/24/15

Project Name	Firm Name	A/E Budget	Fee Amount	Comments
1 Kaysville Building Addition	CRSA	\$192,660.00	\$190,000.00	Design Services at UBC Kaysville Education Center
2 RBW/Family Life Chilled Water Piping	CRSA	\$70,000.00	\$59,370.00	Engineering services for USU tunnel upgrade
3 Univ Inn/Widtsoe Steam Line Replace	Van Boerum & Frank Associates	\$75,000.00	\$34,258.00	Design for steam pipe replacement from University Inn to Widstoe
4 Medium Voltage Upgrades FY14	NEI Electric Power Engineering	\$25,455.00	\$15,500.00	Substation relaying integration
5 Chilled Water Infrastructure FY16	Colvin Engineering Associates	\$15,000.00	\$12,000.00	SciTech Library chilled water loop and SER Data Center back up chiller construction
6 South Farm Fire Lane/Hydrants FY16	Cache Landmark Engineering	\$33,000.00	\$11,640.00	Water line design at USU's South Farm
7 Planning and Design FY16	Skyline A/E/S	\$150,000.00	\$8,740.00	Design services on the FHD West driveway and parking lot
8 Planning and Design FY16	Colvin Engineering Associates	\$150,000.00	\$3,100.00	Mechanical design services for HVAC upgrades at Merrill Library 121 & 034
9 Kaysville Building Addition	Utah New Vision Construction	\$192,260.00	\$2,660.00	Commissioning services
MISCELLANEOUS CONTRACTS				
10 Parking Lot Paving FY14	CMT Engineering Labs	\$20,040.00	\$220.00	Density testing on ECERC parking lot at 2 locations

## Construction Contracts Awarded From 06/22/15 to 08/24/15

Project	Firm Name	Design Firm	Const Budget	Contract Amt	Comments
1 USUE Cosmetology Relocation	Jacobsen Construction	Method Studio	\$257,521.00	\$257,521.00	Remodel space at USUE Career Center
2 USUE Career Center Upgrades	Jacobsen Construction	Van Boerum & Frank	\$730,734.00	\$226,500.00	USUE Career Center mechanical upgrades
3 Old Main Fire Alarm Upgrades FY16	Fire Protection Service Corp	USU Facilities Planning and Design	\$404,577.00	\$186,213.64	Old Main fire alarm upgrade
4 USUE Infrastructure/Automation Upg	Jacobsen Construction	Van Boerum & Frank	\$412,357.00	\$143,250.00	USUE tunnel ventilation
5 Old Main Reroof	Kendrick Brothers Roofing Inc	Architectural Design West	\$60,969.00	\$51,334.00	Roofing snowguards/snowfence
6 Campus Controls Upgrade FY13	Spindler Construction Corp	USU Facilities Planning and Design	\$245,098.00	\$48,500.00	HVAC controls in NFS
7 Classroom/Auditorium Upgs FY15	Jacobsen Construction Co Inc	USU Facilities Planning and Design	\$254,435.00	\$45,086.00	USUE Career Center painting/flooring in room 213/214
8 Misc Critical Improvements FY14	Layton Construction Company Inc	USU Facilities Planning and Design	\$235,218.75	\$21,486.11	Curb and gutter replacement
9 Old Main Fire Alarm Upgrades FY16	USU Facilities Operations	USU Facilities Planning and Design	\$404,577.00	\$1,275.00	Old Main fire alarm upgrade
<b>MISCELLANEOUS CONTRACTS</b>					
10 Health, LS, Code, Asbestos FY15	Eagle Environmental Inc		\$130,137.00	\$15,907.00	Asbestos abatement in NFS mechanical room
11 USUE Career Center Upgrades	Rocmont Industrial Corporation		\$30,000.00	\$14,925.00	USUE Career Center abatement
12 Classroom/Auditorium Upgs FY15	School Outfitters		\$254,435.00	\$7,294.00	Tablet arm desks
13 Health LS, Code, Asbestos FY15	Eagle Environmental Inc		\$130,137.00	\$4,686.00	ECOB carpet/tile abatement

14 Classroom/Auditorium Upgs FY15	TV Specialists Inc	\$254,435.00	\$2,254.50	Da-Lite Screen for BNR 278
15 Health, LS, Code, Asbestos FY15	Eagle Environmental Inc	\$130,137.00	\$1,591.00	UR 107/109/111 abatement
16 Health, LS, Code, Asbestos FY15	Eagle Environmental Inc	\$130,137.00	\$1,065.00	VSB 333 abatement
17 Misc Critical Improvements FY14	Paradise Fire Protection	\$235,218.75	\$850.00	Relocate fire sprinkler piping
18 Medium Voltage Upgrades FY14	Siemens Industry Inc	\$318,182.00	\$392.00	Breaker parts
19 Health, LS, Code, Asbestos FY15	Dixon Information Inc	\$130,137.00	\$250.00	Ten rush samples from Aggie Blue bikes
20 Morgan Theater Upgrade	Dixon Information Inc	\$40,000.00	\$153.00	Nine rush samples from Scenery Shop at FA
21 Morgan Theater Upgrade	Dixon Information Inc	\$5,000.00	\$140.00	Four samples tested at Tippetts Gallery
22 Health, LS, Code, Asbestos FY15	Dixon Information Inc	\$130,137.00	\$140.00	Four samples from OM 220 & 228
23 Health, LS, Code, Asbestos FY15	Dixon Information Inc	\$130,137.00	\$75.00	Three samples from BLTC
24 Morgan Theater Upgrade	Dixon Information Inc	\$40,000.00	\$75.00	Three samples from FA
25 Health, LS, Code, Asbestos FY14	Dixon Information Inc	\$148,205.00	\$50.00	Two rush samples for Family Life Center
26 USUE Geary Theatre Bldg Upgs FY16	Dixon Information Inc	\$1,276,362.00	\$40.00	Air sampling testing
27 Health, LS, Code, Asbestos FY15	Dixon Information Inc	\$130,137.00	\$25.00	Material testing

**Report of Contingency Reserve Fund  
From 06/22/15 to 08/24/15**

Project Title	Current Transfers	Total Transfers To (From) Contingency	% to Construction Budget	Project Status	% Completed (Paid)
<b>BEGINNING BALANCE</b>	\$950,687.53				
<b>INCREASES TO CONTINGENCY RESERVE FUND</b>					
NONE					
<b>DECREASES FROM CONTINGENCY RESERVE FUND</b>					
<b>Morgan Theater Upgrade</b> (replace smoke vents, demo ceiling upgrade dimmer panel, and reroute roof drain)	(139,659.92)	(139,659.92)	10.01%	Construction	88.32%
<b>Old Main Roof Replacement North Wing</b> (added plywood over existing roof framing)	(76,762.00)	(76,762.00)	21.49%	Construction	64.84%
<b>Concrete Replacement FY16</b> (curb/asphalt replacement at HR, gutter bridge)	(12,877.08)	(12,877.08)	6.18%	Construction	3.19%
<b>Elevator Upgrades FY15</b> (ADA upgrades for LARC elevator)	(7,400.00)	(27,460.00)	7.50%	Construction	33.89%
<b>Old Main Reroof</b> (furnish/install powder coated snow fence)	(2,911.00)	(2,911.00)	2.53%	Construction	0.00%
<b>Classroom/Auditorium Upgrade FY15</b> (4 additional outlets)	(198.00)	(198.00)	0.07%	Construction	14.81%
<b>ENDING BALANCE</b>	\$710,879.53				

## Report of Project Reserve Fund Activity

From 06/22/15 to 08/24/15

Project Title	Transfer Amount	Description	% of Construction Budget
<b>BEGINNING BALANCE</b>	<b>\$380,107.07</b>		
<b>INCREASES TO PROJECT RESERVE FUND</b> None			
<b>DECREASES TO PROJECT RESERVE FUND</b> None			
<b>ENDING BALANCE</b>	<b>\$380,107.07</b>		

## Current Delegated Projects List 8/24/2015

Project Number	Project Name	Phase	Project Budget
<b>CAPITAL DEVELOPMENT/IMPROVEMENT</b>			
A24858	Building Commissioning FY12	Substantial Completion	190,991
A26681	Medium Voltage Upgrades FY13	Construction	258,273
A27146	Campus Controls Upgrade FY13	Construction	245,098
A27147	Campus-wide Bike Racks FY13	Construction	54,074
A28857	Equine Education Center Classroom	Substantial Completion	857,964
A28909	Kent Concert Hall Entry Replacement	Substantial Completion	2,244,929
A28997	NFS Kitchen 243/208 Remodel	Substantial Completion	414,289
A28999	Building Commissioning FY14	Commissioning	196,296
A29000	Campus Controls Upgrade FY14	Construction	245,098
A29001	Classroom/Auditorium Upgrades FY14	Construction	308,965
A29003	Elevator Upgrades FY14	Construction	294,396
A29004	Emergency Generator FY14	Construction	250,000
A29005	Health, LS, Code, Asbestos FY14	Construction	148,205
A29006	Medium Voltage Upgrades FY14	Construction	343,637
A29007	Misc Critical Improvements FY14	Construction	249,979
A29010	Parking Lot Paving FY14	Substantial Completion	835,284
A29011	Planning and Design FY14	Design/Study	149,142
A30560	Innovation Campus Water Line	Substantial Completion	185,000
A30682	Tooele Admin Office Remodel	Substantial Completion	271,002
A31318	1200 E Walk Way Improvements	Construction	909,837
A31319	Access Control FY15	Construction	63,483
A31320	BNR Fire Protection Upg Phase 3	Substantial Completion	701,721
A31321	Classroom/Auditorium Upgrade FY15	Construction	276,045
A31322	Concrete Replacement FY15	Construction	310,403
A31323	Eccles Conf Ctr Auditorium Upgrade	Construction	511,544



A31324	Elevator Upgrades FY15	Construction	393,593
A31325	Emergency Generator FY15	Pending	229,872
A31327	Health, LS, Code, Asbestos FY15	Construction	137,637
A31328	HVAC Controls Upgrade FY15	Pending	228,311
A31329	Medium Voltage Upgrade FY15	Pending	460,460
A31330	Morgan Theater Upgrade	Construction	1,560,689
A31332	Old Main Reroof	Construction	117,830
A31333	Planning and Design FY15	Design/Study	114,875
A31334	Sign System FY15	Construction	46,009
A31335	Site & Safety Lighting	Construction	322,525
A32688	Roosevelt Ed Ctr Controls Upg	Construction	120,004
A32689	Animal Sci HVAC Upg 2014	Construction	248,123
A33054	Uintah Basin Nursing Lab Remodel	Construction	262,704
A33519	San Juan Hall Remodel	Construction	1,120,279
A33996	USU Brigham City Robotics Lab	Construction	602,731
A34282	Access Control FY16	Construction	54,795
A34283	Chilled Water Infrastructure FY16	Design	344,773
A34284	Classroom/Auditorium Upgrades FY16	Pending	275,847
A34285	Concrete Replacement FY16	Construction	243,096
A34286	Fine Arts Ctr West Wing	Pending	2,500,000
A34287	Health, LS, Code, Asbestos FY16	Pending	183,300
A34288	HVAC Controls Upgrade FY16	Pending	228,311
A34289	Irrigation Controller Replacement FY16	Construction	68,493
A34290	Medium Voltage Upgrades FY16	Pending	1,088,506
A34291	NFS Mechanical System Phase I	Construction	718,287
A34292	Old Main Fire Alarm Upgrades FY16	Construction	437,577
A34293	Old Main Roof Replacement North Wing	Construction	630,573
A34294	Planning and Design FY16	Design/Study	150,000
A34295	RBW/Family Life Chilled Water Piping	Design	786,918
A34296	South Farm Fire Lane/Hydrants FY16	Pending	231,559
A34297	Spectrum Emergency Lighting Upgrade	Design	187,319
A34298	UBC Infrastructure Improvements	Design	1,158,887
A34299	Univ Inn/Widstoe Steam Line Replacement	Design	75,000
A34300	VCT Tile Replacement in Hallways	Pending	328,890

A34301	Vet Science Electrical Upgrade FY16	Pending	98,753
A34468	Roosevelt Ed Ctr Aggie Station Remodel	Design	37,550
C11368	USUE Mechanical/Lighting upgrade	Construction	877,397
C11375	USUE Library Concrete Replacement	Construction	297,173
C11461	USUE Infrastructure/Automation Upgrade	Construction	461,857
C11508	USUE Career Center Upgrades	Construction	834,234
C11560	USUE Cosmetology Relocation	Construction	300,000
C11614	USUE Blanding Campus Mechanical FY16	Pending	45,662
C11615	USUE Geary Theatre Bldg Upgrades FY16	Pending	1,992,786
<b>TOTAL (68)</b>			<u><u>\$31,118,840</u></u>

### **ITEM FOR ACTION**

**RE:** Delegation/Administrative Reports –08/24/15 to 10/19/15

Utah State University has been given authority by the Division of Facilities Construction and Management (DFCM) to exercise direct supervision of the design and construction of all alterations, repairs, and improvements to existing facilities on individual projects with budgets of less than \$4 million. The supervision of new construction can also be delegated to USU on a project-by-project basis and can exceed the \$4 million amount. As part of the delegation authority, administrative reports are prepared by USU and presented to the Utah State Building Board at each of its meetings. The monthly format of USU's reports is similar to that of the DFCM's reports presenting professional and construction contracts issued during the reporting period, contingency and project reserves status, and a delegated projects list showing budget and status. On a quarterly basis, additional reports are prepared showing contingency fund cumulative transfers, a summary of the statewide (paving) account, and a construction contract status. The Board of Regents has transferred its authority to review the delegation/ administrative reports to the Board of Trustees.

The reports have received the appropriate administrative review and approval.

### **EXECUTIVE SUMMARY**

The following is a summary of the administrative reports for USU for the period 08/24/15 to 10/19/15.

**Professional Contracts, 3 contracts issued** (Page 1)

Comments are provided on the report.

**Construction Contracts, 23 contracts issued** (Pages 2-3)

Comments are provided on the report.

**Report of Contingency Reserve Fund** (Page 4)

Two projects needed funds from the contingency reserve fund during this reporting period. The contingency fund is in good order.

**Report of Project Reserve Fund Activity** (Page 5)

One project closed and contributed funds to the project reserve fund during this reporting period. The project reserve fund is in good order.

**Current Delegated Projects List** (Pages 6-8)

Of USU's 69 projects, 14 are pending, 8 are in the design/study phase, 37 are in construction, 6 are substantially complete, and 4 are complete. The four projects that were completed during this period were Building Commissioning FY12, Equine Education Center Classroom, Kent Concert Hall Entry Replacement, and Roosevelt Ed Center Controls Upgrades.

### **RECOMMENDATION**

The President and Vice President for Business and Finance recommend that the delegation/ administrative reports for the current reporting period be approved as presented.

**RESOLUTION  
UTAH STATE UNIVERSITY  
BOARD OF TRUSTEES**

WHEREAS, The Utah Legislature appropriates state funds through the Division of Facilities Construction and Management to Utah State University for the purpose of capital improvements; and

WHEREAS, The Division of Facilities Construction and Management has delegated its authority to exercise direct supervision of the design and construction of such capital improvements to Utah State University; and

WHEREAS, Non-state funded projects with budgets of less than \$4 million are also delegated to Utah State University; and

WHEREAS, Projects in excess of \$4 million can also be delegated to Utah State University with specific approval of the Utah State Building board; and

WHEREAS, Utah State University presents reports on the status of all its delegated projects to the Utah State Building Board on a regular basis; and

WHEREAS, The State Board of Regents has transferred its authority to review the delegation/ administrative reports to the Board of Trustees; and

WHEREAS, The President and Vice President for Business and Finance have reviewed the delegation/ administrative reports for the current reporting period and recommend approval of the reports to the Board of Trustees; and

WHEREAS, The Board of Trustees has reviewed and given due consideration to the delegation/ administrative reports:

NOW, THEREFORE, BE IT RESOLVED, That the USU Board of Trustees hereby approves the delegation/ administrative reports as presented.

---

RESOLUTION APPROVED BY THE USU BOARD OF TRUSTEES

---

Date



**Professional Contracts  
Awarded From 08/24/15 to 10/19/15**

Project Name	Firm Name	A/E Budget	Fee Amount	Comments
1 Medium Voltage Upgrade FY15	Spectrum Engineers	\$65,920.00	\$65,920.00	Design services for the USU 12.5kV Distribution Upgrades
<b>MISCELLANEOUS CONTRACTS</b>				
2 Parking Lot Paving FY14	CMT Engineering Labs	\$20,686.00	\$646.00	Compaction testing at EEJ parking lot
3 USUE Cosmetology Relocation	Sunrise Engineering Inc	\$28,448.00	\$1,525.00	Code inspections

## Construction Contracts Awarded From 08/24/15 to 10/19/15

Project	Firm Name	Design Firm	Const Budget	Contract Amt	Comments
1 UBC Infrastructure Improvements	Spindler Construction	JUB Engineers	\$1,071,955.00	\$605,195.00	Upgrades to parking lot, utilities, irrigation line
2 USUE Library Concrete Replacement	Lundahl Building Systems	Greenworks	\$270,928.00	\$131,715.00	Rebuild parking lot ramp and sidewalks
3 LLC Parking Garage Vestibules	Spindler Construction	USU Facilities Planning and Design	\$83,610.00	\$83,610.00	Add vestibule to elevator
4 Medium Voltage Upgrades FY14	Stoddard Steel Welding & Fabrication	USU Facilities Planning and Design	\$343,182.00	\$39,091.00	Construct steel structures at North and South stations
5 Misc Critical Improvements FY14	USU Facilities Operations	USU Facilities Planning and Design	\$235,218.75	\$24,847.75	Coal yard utilities
6 Health, LS, Code, Asbestos FY15	USU Facilities Operations	USU Facilities Planning and Design	\$135,146.59	\$23,323.22	Reeves FA system upgrade
7 USUE Infrastructure/Automation Upgrade	Americom Technology	Van Boerum & Frank	\$412,357.00	\$15,259.00	Communication wiring in tunnels
8 Misc Critical Improvements FY14	Staker & Parson Companies	USU Facilities Planning and Design	\$235,218.75	\$4,850.00	Repair parking lot at Skaggs Lab
<b>MISCELLANEOUS CONTRACTS</b>					
9 Morgan Theater Upgrade	Eagle Environmental		\$40,000.00	\$16,915.00	Abatement for 30 mud pipe fittings from attic
10 Medium Voltage Upgrades FY14	Codale Electric Supply		\$343,182.00	\$14,697.00	Two transformers
11 Health LS, Code, Asbestos FY15	Thermal West Industrial Inc		\$135,146.59	\$8,762.00	Insulate pipe fittings at NFS mechanical room
12 Medium Voltage Upgrades FY14	Spindler Construction		\$343,182.00	\$6,533.32	Concrete work
13 Campus-wide Bike Racks FY13	UpBeat Inc		\$51,296.00	\$828.12	Bike rack
14 Medium Voltage Upgrades FY14	Spindler Construction		\$343,182.00	\$2,100.20	Sidewalk repairs

15	Health, LS, Code, Asbestos FY14	Eagle Environmental	\$148,205.00	\$1,270.00	Carpet and floor tile abatement and disposal
16	Health, LS, Code, Asbestos FY14	Eagle Environmental	\$148,205.00	\$1,129.00	Dispose floor tile and mastic from FA 110 & 112
17	Health, LS, Code, Asbestos FY14	Eagle Environmental	\$148,205.00	\$1,098.00	Dispose floor tile and mastic from Bus 607
18	Classroom/Auditorium Upg FY14	Henriksen/Butler Design Group	\$296,738.79	\$551.85	One rectangular table for NFS 202
19	Health, LS, Code, Asbestos FY15	Eagle Environmental	\$135,146.59	\$353.00	Dispose 3 mudded pipe fittings from Maeser 155
20	Health, LS, Code, Asbestos FY15	Dixon Information Inc	\$135,146.59	\$140.00	Four rush samples from OM 220 & 228
21	Health, LS, Code, Asbestos FY14	Dixon Information Inc	\$148,205.00	\$110.00	Hazardous sample testing
22	Health, LS, Code, Asbestos FY14	Dixon Information Inc	\$148,205.00	\$110.00	Air sampling testing
23	Health, LS, Code, Asbestos FY15	Dixon Information Inc	\$135,146.59	\$68.00	Four samples from NFS

### Report of Contingency Reserve Fund From 08/24/15 to 10/19/15

Project Title	Current Transfers	Total Transfers To (From) Contingency	% to Construction Budget	Project Status	% Completed (Paid)
<b>BEGINNING BALANCE</b>	<b>\$710,879.53</b>				
<b>INCREASES TO CONTINGENCY RESERVE FUND</b>					
NONE					
<b>DECREASES FROM CONTINGENCY RESERVE FUND</b>					
<b>1200 E Walk Way Improvements</b> (820 N. water line changes)	(33,193.09)	(68,984.34)	7.89%	Construction	90.65%
<b>NFS Mechanical System Phase 1</b> (Demolish expansion tanks/rotate ductwork)	(4,064.64)	(4,064.64)	0.62%	Construction	54.79%
<b>ENDING BALANCE</b>	<b>\$673,621.80</b>				



## Report of Project Reserve Fund Activity From 08/24/15 to 10/19/15

Project Title	Transfer Amount	Description	% of Construction Budget
<b>BEGINNING BALANCE</b>	<b>\$380,107.07</b>		
<b>INCREASES TO PROJECT RESERVE FUND</b>			
Building Commissioning FY12	19,355.13	Close Project	10.74%
<b>DECREASES TO PROJECT RESERVE FUND</b>			
None			
<b>ENDING BALANCE</b>	<b>\$399,462.20</b>		



## Current Delegated Projects List 10/19/2015

Project Number	Project Name	Phase	Project Budget
<b>CAPITAL DEVELOPMENT/IMPROVEMENT</b>			
A24858	Building Commissioning FY12	Complete	171,636
A26681	Medium Voltage Upgrades FY13	Substantial Completion	258,273
A27146	Campus Controls Upgrade FY13	Construction	245,098
A27147	Campus-wide Bike Racks FY13	Construction	54,074
A28857	Equine Education Center Classroom	Complete	857,964
A28909	Kent Concert Hall Entry Replacement	Complete	2,244,929
A28997	NFS Kitchen 243/208 Remodel	Substantial Completion	414,289
A28999	Building Commissioning FY14	Commissioning	196,296
A29000	Campus Controls Upgrade FY14	Construction	245,098
A29001	Classroom/Auditorium Upgrades FY14	Construction	308,965
A29003	Elevator Upgrades FY14	Construction	294,396
A29004	Emergency Generator FY14	Construction	250,000
A29005	Health, LS, Code, Asbestos FY14	Construction	148,205
A29006	Medium Voltage Upgrades FY14	Construction	368,637
A29007	Misc Critical Improvements FY14	Construction	249,979
A29010	Parking Lot Paving FY14	Substantial Completion	835,284
A29011	Planning and Design FY14	Design/Study	153,696
A30560	Innovation Campus Water Line	Substantial Completion	185,000
A30682	Tooele Admin Office Remodel	Substantial Completion	271,002
A31318	1200 E Walk Way Improvements	Construction	943,030
A31319	Access Control FY15	Construction	63,483
A31320	BNR Fire Protection Upg Phase 3	Substantial Completion	701,721
A31321	Classroom/Auditorium Upgrade FY15	Construction	276,045
A31322	Concrete Replacement FY15	Construction	310,403
A31323	Eccles Conf Ctr Auditorium Upgrade	Construction	511,544

A31324	Elevator Upgrades FY15	Construction	393,593
A31325	Emergency Generator FY15	Pending	229,872
A31327	Health, LS, Code, Asbestos FY15	Construction	137,637
A31328	HVAC Controls Upgrade FY15	Pending	228,311
A31329	Medium Voltage Upgrade FY15	Pending	460,460
A31330	Morgan Theater Upgrade	Construction	1,560,689
A31332	Old Main Reroof	Construction	117,830
A31333	Planning and Design FY15	Design/Study	165,473
A31334	Sign System FY15	Construction	47,193
A31335	Site & Safety Lighting	Construction	322,525
A32688	Roosevelt Ed Ctr Controls Upg	Complete	120,004
A32689	Animal Sci HVAC Upg 2014	Construction	248,123
A33054	Uintah Basin Nursing Lab Remodel	Construction	262,704
A33519	San Juan Hall Remodel	Construction	1,120,279
A33996	USU Brigham City Robotics Lab	Construction	602,731
A34282	Access Control FY16	Construction	54,795
A34283	Chilled Water Infrastructure FY16	Design	344,773
A34284	Classroom/Auditorium Upgrades FY16	Pending	275,847
A34285	Concrete Replacement FY16	Construction	243,096
A34286	Fine Arts Ctr West Wing	Pending	2,500,000
A34287	Health, LS, Code, Asbestos FY16	Pending	183,300
A34288	HVAC Controls Upgrade FY16	Pending	228,311
A34289	Irrigation Controller Replacement FY16	Construction	68,493
A34290	Medium Voltage Upgrades FY16	Pending	1,088,506
A34291	NFS Mechanical System Phase I	Construction	722,352
A34292	Old Main Fire Alarm Upgrades FY16	Construction	437,577
A34293	Old Main Roof Replacement North Wing	Construction	630,573
A34294	Planning and Design FY16	Design/Study	109,849
A34295	RBW/Family Life Chilled Water Piping	Design	786,918
A34296	South Farm Fire Lane/Hydrants FY16	Pending	231,559
A34297	Spectrum Emergency Lighting Upgrade	Pending	187,319
A34298	UBC Infrastructure Improvements	Design	1,158,887
A34299	Univ Inn/Widstoe Steam Line Replacement	Design	75,000
A34300	VCT Tile Replacement in Hallways	Pending	328,890

A34301	Vet Science Electrical Upgrade FY16	Pending	98,753
A34468	Roosevelt Ed Ctr Aggie Station Remodel	Design	37,550
A35181	Living Learning Center Parking Garage Vestibules [New Project]	Construction	103,824
C11368	USUE Mechanical/Lighting upgrade	Construction	877,397
C11375	USUE Library Concrete Replacement	Construction	297,173
C11461	USUE Infrastructure/Automation Upgrade	Construction	461,857
C11508	USUE Career Center Upgrades	Construction	834,234
C11560	USUE Cosmetology Relocation	Construction	332,486
C11614	USUE Blanding Campus Mechanical FY16	Pending	45,662
C11615	USUE Geary Theatre Bldg Upgrades FY16	Pending	1,992,786
<b>TOTAL (69)</b>			<u><u>\$31,314,237</u></u>

30 October 2015

**ITEM FOR ACTION**

**RE:** Faculty and Staff Adjustments

The attached faculty and staff adjustments are submitted for the Trustees consideration. They have received the appropriate administrative review and approval.

**EXECUTIVE SUMMARY**

The faculty and staff adjustments include three (3) changes in title or assignment; and one (1) new appointment.

**RECOMMENDATION**

The President and Provost recommend that the Board of Trustees approve the attached faculty and staff adjustments.

**RESOLUTION  
UTAH STATE UNIVERSITY  
BOARD OF TRUSTEES**

WHEREAS, The President and the Provost recommend that the Board of Trustees approve three (3) changes in title or assignment; and one (1) new appointment.

NOW, THEREFORE, BE IT RESOLVED, That the USU Board of Trustees hereby approve the recommendation of the faculty and staff adjustments.

---

---

RESOLUTION APPROVED BY THE USU BOARD OF TRUSTEES:

---

Date

**Faculty and Staff Adjustments**

**a. Change in Title or Assignment**

**Jon M. Huntsman School of Business**

Kenneth C. Snyder, Senior Lecturer, Department of Management, and Executive Dean and Chief Administrative Officer, Jon M. Huntsman School of Business, to be Senior Lecturer and Executive Dean of the same; and Interim Executive Director, Shingo Institute; effective 1 July 2015; replacing Mark A. Baker. No change in salary.

**College of Science**

Lisa M. Berreau, Professor and Interim Dean, Department of Chemistry and Biochemistry, College of Science to be Professor and Executive Associate Dean of the same; effective 1 September 2015. Change in salary to \$155,000/12-month.

**University Libraries**

Flora G. Shrode, Librarian, Merrill-Cazier Library, University Libraries to also be Interim Associate Dean and Department Head for Technical Services of the same; effective 1 October 2015; replacing Betty Rozum. Change in salary to \$88,395/12-month.

**b. New Appointment**

**University Council**

Mica McKinney, General Counsel; effective 16 November 2015; replacing Craig J. Simper. BA Utah State University, 2002; JD University of Utah, 2008. Salary to be \$150,000/12-month.

### **ITEM FOR ACTION**

RE: Report of Institutional Discretionary Funds for 2014-2015 (Actual), 2015-2016 (Estimate), and 2016-2017 (Estimate) and Institutional Discretionary Funds Supplemental Report of Budget Variances for the Fiscal Year Ended 30 June 2015

The Report of Institutional Discretionary Funds and Institutional Discretionary Funds Supplemental Report of Budget Variances are submitted to the Board of Trustees for consideration. The reports have received the appropriate administrative review and approval.

### **EXECUTIVE SUMMARY**

Institutional discretionary funds are funds available for expenditure or transfer at the direction of the President of the University, generated from one or both of the following sources:

- A. Investment Income – Earnings resulting from the investment of cash balances in the Education and General Current Funds, and earnings resulting from the investment of other funds.
- B. Unrestricted Gifts and Grants – Gift and grant funds which are not restricted by the source to specific purposes, and are deposited in the Education and General Current Fund for expenditure or transfer.

Board of Regents Policy R548 requires that a three-year report of discretionary funds be submitted as part of the annual appropriated operating budget process. The report includes the actual expenditures of discretionary funds for the most recent fiscal year (2014-2015), estimates for the current fiscal year (2015-2016), and preliminary estimates of receipts and uses of funds for the request year (2016-2017).

The Supplemental Report of Budget Variances includes the actual sources of funds available; and the expenditures/transfers of these discretionary funds for the most recent fiscal year (2014-2015), the original budget for the year, and the actual variance from the budget.

### **RECOMMENDATION**

The President and Vice President for Business and Finance recommend that the Board of Trustees approve the Report of Institutional Discretionary Funds and the Institutional Discretionary Funds Supplemental Report of Budget Variances for the Fiscal Year Ended 30 June 2015.



**RESOLUTION  
UTAH STATE UNIVERSITY  
BOARD OF TRUSTEES**

WHEREAS, State Board of Regents policy R548 requires an annual Report of Institutional Discretionary Funds; and

WHEREAS, Utah State University is required to submit the Report of Institutional Discretionary Funds to the Utah State University Board of Trustees for approval; and

WHEREAS, The Vice President for Business and Finance has reviewed the Report of Institutional Discretionary Funds and the Institutional Discretionary Funds Supplemental Report of Budget Variances for the Fiscal Year Ended 30 June 2015 and recommends approval to the Board of Trustees; and

WHEREAS, The President of Utah State University has reviewed the Report of Institutional Discretionary Funds and the Institutional Discretionary Funds Supplemental Report of Budget Variances for the Fiscal Year Ended 30 June 2015 and recommends approval to the Board of Trustees;

NOW, THEREFORE, BE IT RESOLVED, That the Utah State University Board of Trustees hereby approves the Report of Institutional Discretionary Funds and the Institutional Discretionary Funds Supplemental Report of Budget Variances for the Fiscal Year Ended 30 June 2015 as presented.

=====  
RESOLUTION APPROVED BY THE USU BOARD OF TRUSTEES:

\_\_\_\_\_  
Date



Date: 10/09/15  
 Initials: DC/WP

REPORT OF INSTITUTIONAL DISCRETIONARY FUNDS

	2014-15 Actual (1) \$	2015-16 Estimate (2) \$	2016-17 Estimate (3) \$
<b>I SOURCES OF INSTITUTIONAL DISCRETIONARY FUNDS</b>			
A. Carry forward	\$ 1,206,640	\$ 1,301,710	\$ 791,710
B. Current Funds Interest	3,910,570	3,750,000	3,500,000
C. Unrestricted Gifts and Grants	321,031	400,000	400,000
D. Total Amount Available	<u>5,438,241</u>	<u>5,451,710</u>	<u>4,691,710</u>
<b>II. EXPENDITURES &amp; TRANSFERS BY CATEGORY AND PROJECT</b>			
A. Academic Program Enrichment	2,000	10,000	10,000
B. Cultural Enrichment	72,138		
C. Scholarships, Fellowships and Student Aid	3,174,053	2,800,000	2,800,000
D. Faculty Development and Recognition			
E. Campus Development			
F. Seed Money for Program Grants and Contracts	(17,269)		
G. Fund Raising and Institutional Development		80,000	80,000
H. Equipment Acquisitions			
I. Supplemental Library Support			
J. Other E&G Current Operating Support	52,842	100,000	100,000
K. Transfers To/From Other Funds			
1. Plant Funds			
2. Support of Athletic Department	1,000,558	1,500,000	1,500,000
3. Quasi-Endowment Funds	(330,964)		
4. USU Eastern Current Funds	183,173	170,000	160,000
L. TOTAL EXPENDITURES & TRANSFERS	<u>4,136,531</u>	<u>4,660,000</u>	<u>4,650,000</u>
<b>III. CARRY FORWARD</b>			
	<u>\$ 1,301,710</u>	<u>\$ 791,710</u>	<u>\$ 41,710</u>

Utah State University  
Institutional Discretionary Funds  
Supplemental Report of Budget Variances  
For The Fiscal Year Ended June 30, 2015

	2014-15 Actual	2014-15 Budgeted	Dollar Variance
I. Sources of institutional discretionary funds			
A. Carryforward	\$ 1,206,640	\$ 1,206,640	-
B. Current funds interest	3,910,570	3,000,000	\$ 910,570
C. Unrestricted gifts and grants	321,031	450,000	(128,969)
D. Total available	<u>5,438,241</u>	<u>4,656,640</u>	<u>781,601</u>
II. Expenditures by category and project			
A. Academic program enrichment	2,000	10,000	(8,000)
B. Cultural enrichment	72,138		72,138
C. Scholarships, fellowships & student aid	3,174,053	2,100,000	1,074,053
D. Faculty development and recognition			-
E. Campus development			-
F. Seed money for program grants and contracts	(17,269)		(17,269)
G. Fund raising and institutional development		80,000	(80,000)
H. Equipment acquisitions			-
I. Supplemental library support			-
J. Other E&G current operating support	52,842	300,000	(247,158)
K. Transfers to/from other funds			-
(1) Plant funds			-
(2) Support of Athletic department	1,000,558	1,800,000	(799,442)
(3) Net transfers to quasi-endowment funds	(330,964)	300,000	(630,964)
(4) USU Eastern Current Funds	183,173		183,173
L. Total expenditures/transfers	<u>4,136,531</u>	<u>4,590,000</u>	<u>(453,469)</u>
III. Carryforward	<u>\$ 1,301,710</u>	<u>\$ 66,640</u>	<u>\$ 1,235,070</u>

**ITEM FOR ACTION**

**RE: Report of Investments for May 2015**

The Report of Investments for May 2015 is submitted to the Board of Trustees for consideration. It has received the appropriate administrative review and approval.

**EXECUTIVE SUMMARY**

This set of investment reports presents investment activity for May 2015 and comparative year-to-date totals for FY 2013-2014 and FY 2014-2015.

**CASH MANAGEMENT INVESTMENT POOL**

The average daily fair value invested during May 2015 was \$313,908,208, down \$6,478,853 from April 2015. Total investment loss was \$424,790, down \$873,805 from April 2015, reflecting the decrease in the amount available for investing and a decrease in total investment return. The annualized total investment return was -1.62%, down 3.30% from April 2015.

Year-to-date numbers show that the average daily fair value invested for FY 2014-2015 was \$307,365,776, up \$7,333,481 (2.44%) over FY 2013-2014. Total interest income for FY 2014-2015 amounted to \$5,084,334, down \$1,079,363 (17.51%) from FY 2013-2014, reflecting an increase in the amount available for investing and a decrease in interest rates.

The total amount invested at 31 May 2015 was \$309,857,300, up \$20,279,817 (7.00%) over 31 May 2014.

**ENDOWMENT POOL**

The average daily fair value invested during May 2015 was \$147,048,424, up \$1,226,611 over April 2015. Interest and dividend income of \$97,583 minus net realized losses of \$5,512 totaled \$92,071 in realized income for the month.

Year-to-date numbers show that the average daily fair value invested for FY 2014-2015 was \$138,894,912, up \$13,775,377 (11.01%) over FY 2013-2014. Total realized income for FY 2014-2015 was \$2,660,986, up \$247,466 (10.25%) over FY 2013-2014. This increase resulted from \$135,168 less in interest and dividends and \$382,634 more net realized gains during FY 2014-2015.

The total amount invested at 31 May 2015 was \$147,200,570, up \$10,290,532 (7.52%) over 31 May 2014.

## OTHER INVESTMENTS

The average daily fair value invested during May 2015 was \$86,288,368, up \$17,977 over April 2015. Interest and dividend income of \$267,218 plus net realized gains of \$3,070 totaled \$270,288 in realized income for the month.

Year-to-date numbers show that the average daily fair value invested for FY 2014-2015 was \$80,409,526, up \$32,458,848 (67.69%) over FY 2013-2014. Total realized income for FY 2014-2015 was \$2,286,415, up \$274,401 (13.64%) over FY 2013-2014. This increase resulted from \$1,002,802, more in interest and dividend income and \$728,401 less in net realized gains during FY 2014-2015.

The total amount invested at 31 May 2015 was \$86,243,556, up \$32,779,245 (61.31%) over 31 May 2014.

## ENDOWMENT TRUSTS

The average daily fair value invested during May 2015 was \$6,395,407 up \$49,147 over April 2015. Interest and dividend income of \$26,780 minus net realized losses of \$47,279 totaled \$20,499 in realized loss for the month.

Year-to-date numbers show that the average daily fair value invested for FY 2014-2015 was \$6,555,131, down \$1,843,137 (21.95%) from FY 2013-2014. Total realized income for FY 2014-2015 was \$506,959, down \$344,336 (40.45%) from FY 2013-2014. This decrease resulted from \$103,985 less interest and dividend income and \$240,351 less net realized gains during FY 2014-2015.

The total amount invested at 31 May 2015 was \$6,364,076, down \$2,408,454 (27.45%) from 31 May 2014.

## PLANT FUND TRUSTS

The average daily fair value invested during May 2015 was \$23,713,401, down \$330,324 from April 2015. Interest income totaled \$28,992 in realized income for the month.

Year-to-date numbers show that the average daily fair value invested for FY 2014-2015 was \$31,248,947, down \$7,489,414 (19.33%) from FY 2013-2014. Total realized income for FY 2014-2015 was \$344,773, down \$17,777 (4.90%) from FY 2013-2014. This decrease reflects the decreased amount available for investing and an increase in the rate of return.

The total amount invested at 31 May 2015 was \$22,887,090, down \$19,290,517 (45.74%) from 31 May 2014.

## SUMMARY OF INVESTMENT TRANSACTIONS

The University's average daily fair value invested for the month of May was \$577,353,808. Purchases totaled \$10,036,284 and sales totaled \$20,763,620. From this activity the University realized net losses of \$49,721 and earnings of \$864,068.

## RECOMMENDATION

The President and Vice President for Business and Finance recommend that the Board of Trustees approve the Report of Investments for May 2015.

**RESOLUTION  
UTAH STATE UNIVERSITY  
BOARD OF TRUSTEES**

WHEREAS, The attached Report of Investments containing authorized transactions, documentation, and supporting papers has been filed for review by the Board of Trustees pertaining to the investment activities; and

WHEREAS, The investment transactions listed on the attached Report of Investments have been approved by the USU Controller's Office; and

WHEREAS, The investment activities listed on the attached Report of Investments are in accordance with the Utah State Money Management Act, the rules of the Utah State Money Management Council, the Utah State Uniform Prudent Management of Institutional Funds Act, and the laws and rules of Utah State University and the State of Utah; and

WHEREAS, The Chief Financial Officer for Utah State University, David T. Cowley, Vice President for Business and Finance, has certified to the best of his knowledge and belief all investment transactions listed on the attached Report of Investments were made in accordance with the guidelines, rules, and laws; and

WHEREAS, Vice President Cowley requests approval of the attached Report of Investments for the period 1 May 2015 to 31 May 2015 and comparative year-to-date totals for the periods 1 July 2014 to 31 May 2015 and 1 July 2013 to 31 May 2014; and

WHEREAS, The President of Utah State University has reviewed the attached report and recommends its approval by the Utah State University Board of Trustees; and

WHEREAS, The USU Board of Trustees has reviewed and given due consideration, review, and authorization of the investment transactions listed on the attached Report of Investments for the period 1 May 2015 to 31 May 2015 and comparative year-to-date totals for the periods 1 July 2014 to 31 May 2015 and 1 July 2013 to 31 May 2014;


NOW, THEREFORE, BE IT RESOLVED, That the USU Board of Trustees hereby approves the attached Report of Investments as presented and ratifies the transactions listed on said Report of Investments for May 2015.

=====  
RESOLUTION APPROVED BY THE USU BOARD OF TRUSTEES:

\_\_\_\_\_  
Date

UTAH STATE UNIVERSITY  
REPORT OF INVESTMENTS  
MAY 2015

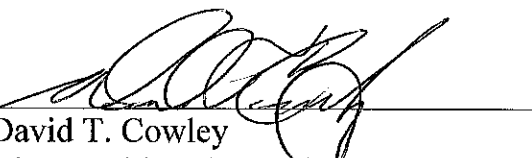
The following schedules (A through E2) provide a report of the University's Investments. To the best of my knowledge, Utah State University is in compliance with the Utah State Money Management Act and the rules of the Utah State Money Management Council and the Utah State Uniform Prudent Management of Institutional Funds Act.



---

Danford R. Christensen  
Controller

9-22-15  
Date



---

David T. Cowley  
Vice President for Business and Finance

10/9/15  
Date



UTAH STATE UNIVERSITY  
CASH MANAGEMENT INVESTMENT POOL  
SUMMARY REPORT OF INVESTMENTS AND INVESTMENT INCOME

Schedule A-1

	Beginning Fair Value	Purchases	Sales Proceeds	Change in Fair Value	Ending Fair Value	Average Daily Fair Value	Total Interest Income	Less Service Charges	Net Interest Income
Jul 2014	\$275,112,783	\$12,984,743	\$15,000,000	\$44,270	\$273,141,796	\$286,670,634	\$503,888	\$199	\$503,689
Aug 2014	273,141,796	60,000,000	44,335,000	2,983,706	291,790,502	283,182,660	461,223	(55)	461,278
Sep 2014	291,790,502	35,184,000	25,000,000	(1,012,215)	300,962,287	297,816,159	433,618	175	433,443
Oct 2014	300,962,287	5,000,000	15,000,000	1,347,237	292,309,524	295,151,015	444,103	1,088	443,015
Nov 2014	292,309,524	0	15,000,000	1,015,660	278,325,184	298,194,026	433,390	1,265	432,125
Dec 2014	278,325,184	31,999,250	17,000,000	75,256	293,399,690	287,311,894	629,853	0	629,853
Jan 2015	293,399,690	98,000,000	55,983,993	3,251,382	338,667,079	327,320,487	447,231	(210)	447,441
Feb 2015	338,667,079	19,000,000	13,333,333	(1,861,841)	342,471,905	339,280,711	405,907	(24)	405,931
Mar 2015	342,471,905	1,000,000	20,000,000	903,382	324,375,287	331,800,681	449,576	10	449,566
Apr 2015	324,375,287	10,000,000	13,666,667	16,965	320,725,585	320,387,061	432,050	1	432,049
May 2015	320,725,585	0	10,000,000	(868,285)	309,857,300	313,908,208	443,495	(25)	443,520
Jun 2015									

Comparative Totals:

Year-to-date

FY 2014-15	\$275,112,783	\$273,167,993	\$244,318,993	\$5,895,517	\$309,857,300	\$307,365,776	\$5,084,334	\$2,424	\$5,081,910
FY 2013-14	263,139,812	306,078,566	279,524,900	(115,995)	289,577,483	300,032,295	6,163,697	4,187	6,159,510
Amt Change					20,279,817	7,333,481	(1,079,363)	(1,763)	(1,077,600)
% Change					7.00%	2.44%	-17.51%	-42.11%	-17.49%

Note: The Cash Management Investment Pool includes cash of all funds over estimated daily operating requirements.

UTAH STATE UNIVERSITY  
CASH MANAGEMENT INVESTMENT POOL  
SUMMARY OF INVESTMENT TRANSACTIONS AND PERFORMANCE  
For the Month of May 2015

Schedule A-2

	Purchases	Sales		Earnings	Change in Fair Value	Total Investment Income	Average Daily Fair Value	Annualized Total Investment Return
		Cost	Receipts					
Money Market Account				\$4,726		\$4,726	\$11,100,000	0.51%
Utah Public Treasurers' Investment Fund				27,902		27,902	59,100,000	0.57%
Commercial Paper and Corporate Notes				40,622	(\$43,687)	(3,065)	55,790,650	-0.07%
Obligations of U. S. Government		\$10,000,000	\$10,000,000	305,831	(709,823)	(403,992)	170,622,258	-2.84%
Municipal Bonds				64,414	(114,775)	(50,361)	17,295,300	-3.49%
Total	<u>\$0</u>	<u>\$10,000,000</u>	<u>\$10,000,000</u>	<u>\$443,495</u>	<u>(\$868,285)</u>	<u>(\$424,790)</u>	<u>\$313,908,208</u>	-1.62%



UTAH STATE UNIVERSITY  
 ENDOWMENT POOL  
 SUMMARY REPORT OF INVESTMENTS AND INVESTMENT INCOME

Schedule B-1

	Beginning Fair Value	Purchases	Sales Proceeds	Change in Fair Value	Ending Fair Value	Average Daily Fair Value	Total Interest and Dividends	Realized Gain or (Loss)	Total Realized Income	Less Expenses	Net Realized Income/(Loss)
*Jul 2014	\$133,500,784	\$1,244,185	\$1,104,204	(\$1,326,305)	\$132,314,460	\$132,907,622	\$196,333	(\$9,165)	\$187,168	\$0	\$187,168
Aug 2014	132,314,460	3,225,809	3,028,487	2,191,587	134,703,369	133,508,915	142,844	(7,670)	135,174	1,875	133,299
Sep 2014	134,703,369	6,325,256	5,966,006	(2,544,339)	132,518,280	133,610,825	364,352	405,899	770,251	5,102	765,149
Oct 2014	132,518,280	8,495,572	6,135,343	1,369,355	136,247,864	134,383,072	162,628	(10,126)	152,502	8,699	143,803
Nov 2014	136,247,864	6,597,018	6,431,857	946,252	137,359,277	136,803,571	170,598	(15,367)	155,231	(3,227)	158,458
Dec 2014	137,359,277	8,044,045	7,540,109	(1,435,783)	136,427,430	136,893,354	511,266	(832)	510,434	0	510,434
Jan 2015	136,427,430	7,278,439	1,362,758	(1,315,493)	141,027,618	138,727,524	135,334	(6,294)	129,040	0	129,040
Feb 2015	141,027,618	909,010	717,702	4,032,509	145,251,435	143,139,527	105,683	(1,535)	104,148	1,875	102,273
Mar 2015	145,251,435	1,925,261	1,729,425	(699,923)	144,747,348	144,999,392	287,815	(2,381)	285,434	15,727	269,707
Apr 2015	144,747,348	2,041,293	1,563,071	1,670,707	146,896,277	145,821,813	140,741	(1,208)	139,533	7,426	132,107
May 2015	146,896,277	3,044,197	2,957,009	217,105	147,200,570	147,048,424	97,583	(5,512)	92,071	10,396	81,675
Jun 2015											

Comparative Totals:

Year-to-date

FY 2014-15	\$133,500,784	\$49,130,085	\$38,535,971	\$3,105,672	\$147,200,570	\$138,894,912	\$2,315,177	\$345,809	\$2,660,986	\$47,873	\$2,613,113
FY 2013-14	115,390,366	182,393,928	172,414,088	11,539,832	136,910,038	125,119,535	2,450,345	(36,825)	2,413,520	79,861	2,333,659
Amt Change					10,290,532	13,775,377	(135,168)	382,634	247,466	(31,988)	279,454
% Change					7.52%	11.01%	-5.52%	1039.06%	10.25%	-40.05%	11.97%

Note: The Endowment Pool includes endowment funds designated for long-term investment. Included in this pool are endowment funds invested in the University's Cash Management Investment Pool (CMIP) consisting of \$18,656,047 principal beginning balance, a \$18,630,048 ending balance, and a \$18,659,323 average daily balance for the current month. Current month interest and dividends from the CMIP were \$32,472 bringing the total to \$264,783 year-to-date. These amounts have also been reported in Schedules A-1 and A-2.

\*The July beginning fair value has been adjusted to reflect the amount distributed to expendable accounts at fiscal year end.

UTAH STATE UNIVERSITY  
SUMMARY OF ENDOWMENT POOL TRANSACTIONS  
For the Month of May 2015

Schedule B-2  
Page 1 of 1

Endowment Pool Transactions	Purchases		Sales			Earnings	
	Shares	Cost	Shares	Cost	Receipts		Gain/(Loss)
Cash Management Investment Pool							
Utah State University				\$58,471	\$58,471	\$0	\$32,472
CMP Interest		\$32,472					
Equity funds							
RhumbLine QSI Index			118.330	1,490	1,925	435	
Fixed Income funds							
Longfellow		566,443		430,014	424,067	(5,947)	23,761
Wells Fargo							
High Yield Bond Fund	3,331.842	35,661					
Paydenfunds - Emerging Markets Bond Fund	823.214	11,262					11,262
Stone Harbor Emergin Market	2,855.777	30,071					30,071
Alternatives							
Commonfund							
CEP VII				15,805	15,805	0	
CEP VIII		33,750		4,797	4,797	0	
CNR IX		30,000					
CVP X		65,000		14,095	14,095	0	
Goldman Sachs							
Vintage Fund VI		20,000					
Solamere Capital							
Solamere Founders Fund I, LP				49,795	49,795	0	
Money Market Funds							
Advantage Cash #451 - 05374004		346,520		587,103	587,103	0	3
Advantage Treasury Plus Money Market Inst - #793		189,931		189,931	189,931	0	
Goldman Sachs Bank Deposit		14					14
Accrued Income / Other							
05374002							
Cash		213,411		227,669	227,669	0	
Wells Fargo - High Yield				35,661	35,661	0	
05374004							
Cash		1,243,117		1,305,674	1,305,674	0	
Interest Accrual		26,603		16,820	16,820	0	
Payable / Receivable		199,942		25,196	25,196	0	
Total Endowment Pool Transactions		<u>\$3,044,197</u>		<u>\$2,962,521</u>	<u>\$2,957,009</u>	<u>(\$5,512)</u>	<u>\$97,583</u>

UTAH STATE UNIVERSITY  
OTHER INVESTMENTS  
SUMMARY REPORT OF INVESTMENTS AND INVESTMENT INCOME

Schedule C-1

	Beginning Fair Value	Purchases	Sales Proceeds	Change in Fair Value	Ending Fair Value	Average Daily Fair Value	Total Interest and Dividends	Realized Gain or (Loss)	Total Realized Income
Jul 2014	\$54,409,537	\$5,141,387	\$694,520	(\$774,972)	\$58,081,432	\$56,245,485	\$191,515	\$2,907	\$194,422
Aug 2014	58,081,432	23,032,498	2,854,491	(30,586)	78,228,853	68,155,143	214,792	2,990	217,782
Sep 2014	78,228,853	22,451,410	16,863,082	(1,392,355)	82,424,826	80,326,840	261,679	(262,211)	(532)
Oct 2014	82,424,826	14,656,727	14,646,882	572,099	83,006,770	82,715,798	266,621	(80,880)	185,741
Nov 2014	83,006,770	4,402,704	4,171,404	850,225	84,088,295	83,547,533	226,699	(90,835)	135,864
Dec 2014	84,088,295	5,958,074	5,652,598	(295,508)	84,098,263	84,093,279	407,805	(52,630)	355,175
Jan 2015	84,098,263	787,146	576,498	1,318,170	85,627,081	84,862,672	275,702	(1,129)	274,573
Feb 2015	85,627,081	8,754,730	8,482,717	182,843	86,081,937	85,854,509	260,104	(203,617)	56,487
Mar 2015	86,081,937	1,575,144	1,351,201	(98,278)	86,207,602	86,144,770	307,418	2,857	310,275
Apr 2015	86,207,602	1,915,327	1,680,613	(109,137)	86,333,179	86,270,391	283,261	3,079	286,340
May 2015	86,333,179	1,295,948	1,062,581	(322,990)	86,243,556	86,288,368	267,218	3,070	270,288
Jun 2015									

Comparative Totals:

Year-to-date									
FY 2014-15	\$54,409,537	\$89,971,095	\$58,036,587	(\$100,489)	\$86,243,556	\$80,409,526	\$2,962,814	(\$676,399)	\$2,286,415
FY 2013-14	43,529,901	11,076,015	4,911,350	3,769,745	53,464,311	47,950,678	1,960,012	52,002	2,012,014
Amt Change					32,779,245	32,458,848	1,002,802	(728,401)	274,401
% Change					61.31%	67.69%	51.16%	-1400.72%	13.64%



UTAH STATE UNIVERSITY  
 ENDOWMENT TRUSTS  
 SUMMARY REPORT OF INVESTMENTS AND INVESTMENT INCOME

Schedule D-1

	Beginning Fair Value	Purchases	Sales Proceeds	Change in Fair Value	Ending Fair Value	Average Daily Fair Value	Total Interest and Dividends	Realized Gain or (Loss)	Total Realized Income	Less Expenses	Net Realized Income/(Loss)
Jul 2014	\$6,933,646	\$23,424	\$53,691	(\$167,062)	\$6,736,317	\$6,834,982	\$27,270	\$514	\$27,784	\$595	\$27,189
Aug 2014	6,736,317	471,057	449,327	226,487	6,984,534	6,860,426	29,111	25,666	54,777	(30)	54,807
Sep 2014	6,984,534	241,991	203,977	(334,490)	6,688,058	6,836,296	27,926	10,144	38,070	(28)	38,098
Oct 2014	6,688,058	963,111	947,414	(7,935)	6,695,820	6,691,939	29,387	(9,213)	20,174	997	19,177
Nov 2014	6,695,820	720,855	692,330	(181,279)	6,543,066	6,619,443	29,348	105,338	134,686	(29)	134,715
Dec 2014	6,543,066	667,950	642,123	(216,273)	6,352,620	6,447,843	14,666	48,399	63,065	(30)	63,095
Jan 2015	6,352,620	437,583	413,198	(81,659)	6,295,346	6,323,983	19,794	39,357	59,151	625	58,526
Feb 2015	6,295,346	27,935	123,400	269,415	6,469,296	6,382,321	23,686	0	23,686	30	23,656
Mar 2015	6,469,296	28,156	0	(231,670)	6,265,782	6,367,539	21,411	(4,718)	16,693	(16)	16,709
Apr 2015	6,265,782	408,774	499,264	251,445	6,426,737	6,346,260	27,845	61,527	89,372	609	88,763
May 2015	6,426,737	868,178	840,754	(90,085)	6,364,076	6,395,407	26,780	(47,279)	(20,499)	(17)	(20,482)
Jun 2015											

Comparative Totals:

Year-to-date											
FY 2014-15	\$6,933,646	\$4,859,014	\$4,865,478	(\$563,106)	\$6,364,076	\$6,555,131	\$277,224	\$229,735	\$506,959	\$2,706	\$504,253
FY 2013-14	8,074,460	5,882,042	5,887,700	703,728	8,772,530	8,398,268	381,209	470,086	851,295	19,870	831,425
Amt Change					(2,408,454)	(1,843,137)	(103,985)	(240,351)	(344,336)	(17,164)	(327,172)
% Change					-27.45%	-21.95%	-27.28%	-51.13%	-40.45%	-86.38%	-39.35%

Note: Endowment Trusts include externally managed endowment trusts.



UTAH STATE UNIVERSITY  
SUMMARY OF ENDOWMENT TRUST INVESTMENT TRANSACTIONS  
For the Month of May 2015

Schedule D-2  
Page 1 of 1

	Purchases		Sales			Earnings	
	Shares	Cost	Shares	Cost	Receipts		Gain/(Loss)
<b>Endowment Trusts</b>							
Common and Preferred Stock							
American Capital Agency			20,500.000	\$466,303	\$419,024	(\$47,279)	
Blackstone Group LP	9,800.000	\$419,330					
Funds held at Morgan Stanley - Dividends						\$26,415	
Funds held at Wells Fargo - Dividends						13	
Mutual Funds							
Federated Total Return Bond Fund	7.834	87					
Metropolitan West Total Return Bond Fund	4.120	45					
Wells Fargo Advantage Core Bond Fund	3.401	44					
Federated Total Return Bond Fund	7.832	87					
Metropolitan West Total Return Bond Fund	4.119	45					
Wells Fargo Advantage Core Bond Fund	3.401	44					
Funds held at Wells Fargo - Dividends						352	
Money Market & Cash Funds							
Morgan Stanley Bank N.A.		448,467		419,330	419,330	0	
Morgan Stanley - Cash				2,400	2,400	0	
Wells Fargo #451		15					
Wells Fargo #451		14					
Total Endowment Trusts		<u>\$868,178</u>		<u>\$888,033</u>	<u>\$840,754</u>	<u>(\$47,279)</u>	<u>\$26,780</u>

UTAH STATE UNIVERSITY  
PLANT FUND TRUSTS  
SUMMARY REPORT OF INVESTMENTS AND INVESTMENT INCOME

Schedule E-1

	Beginning Fair Value	Purchases	Sales Proceeds	Change in Fair Value	Ending Fair Value	Average Daily Fair Value	Total Interest Income	Realized Gain or (Loss)	Total Realized Income	Less Expenses	Net Realized Income/(Loss)
Jul 2014	\$36,208,787	\$25,129	\$71,429	(\$2,047)	\$36,160,440	\$36,158,288	\$32,918		\$32,918		\$32,918
Aug 2014	36,160,440	12,063	0	140,730	36,313,233	36,177,043	32,940		32,940		32,940
Sep 2014	36,313,233	3,353,397	3,605,079	(15,464)	36,046,087	36,789,413	32,877		32,877		32,877
Oct 2014	36,046,087	235,832	1,252,615	55,871	35,085,175	35,019,163	32,778		32,778		32,778
Nov 2014	35,085,175	16,549,252	13,943,776	39,454	37,730,105	36,308,738	32,889		32,889		32,889
Dec 2014	37,730,105	3,335,481	11,581,510	33,503	29,517,579	30,860,047	31,526		31,526		31,526
Jan 2015	29,517,579	22,321	5,825	92,128	29,626,203	29,532,914	30,930		30,930		30,930
Feb 2015	29,626,203	2,547,779	5,075,408	(88,575)	27,009,999	28,544,242	29,728		29,728		29,728
Mar 2015	27,009,999	7,433,906	8,826,557	26,816	25,644,164	26,591,445	30,322		30,322		30,322
Apr 2015	25,644,164	904,199	2,488,537	(56,975)	24,002,851	24,043,725	28,873		28,873		28,873
May 2015	24,002,851	4,827,961	5,903,276	(40,446)	22,887,090	23,713,401	28,992		28,992		28,992
Jun 2015											
<hr/>											
<hr/>											
Comparative Totals:											
Year-to-date											
FY 2014-15	\$36,208,787	\$39,247,320	\$52,754,012	\$184,995	\$22,887,090	\$31,248,947	\$344,773	\$0	\$344,773	\$0	\$344,773
FY 2013-14	3,208,438	137,601,369	98,738,166	105,966	42,177,607	38,738,361	362,550	0	362,550	0	362,550
Amt Change					(19,290,517)	(7,489,414)	(17,777)	0	(17,777)	0	(17,777)
% Change					-45.74%	-19.33%	-4.90%	0.00%	-4.90%	0.00%	-4.90%

Note: Plant Fund Trusts include all debt service reserve and construction fund accounts in compliance with bond issue covenants.



**ITEM FOR ACTION**

**RE: Report of Investments for June 2015**

The Report of Investments for June 2015 is submitted to the Board of Trustees for consideration. It has received the appropriate administrative review and approval.

**EXECUTIVE SUMMARY**

This set of investment reports presents investment activity for June 2015 and comparative year-to-date totals for FY 2013-2014 and FY 2014-2015; investment portfolios at 30 June 2015; and Summary of Total Investment Returns for the quarter ended 30 June 2015 and year-to-date 1 July 2014 to 30 June 2015.

**CASH MANAGEMENT INVESTMENT POOL**

The average daily fair value invested during June 2015 was \$298,409,283, down \$15,498,925 from May 2015. Total investment loss was \$1,072,381, down \$647,591 from May 2015, reflecting the decrease in the amount available for investing and a decrease in total investment return. The annualized total investment return was -4.31%, down 2.69% from May 2015.

Year-to-date numbers show that the average daily fair value invested for FY 2014-2015 was \$306,619,402, up \$8,112,552 (2.72%) over FY 2013-2014. Total interest income for FY 2014-2015 amounted to \$5,505,232, down \$1,147,712 (17.25%) from FY 2013-2014, reflecting an increase in the amount available for investing and a decrease in interest rates.

The total amount invested at 30 June 2015 was \$294,364,021, up \$19,251,238 (7.00%) over 30 June 2014. Unrealized losses at 30 June 2015 were \$1,511,928.

**ENDOWMENT POOL**

The average daily fair value invested during June 2015 was \$146,539,894, down \$508,530 from May 2015. Interest and dividend income of \$445,715 plus net realized gains of \$501,364 totaled \$947,079 in realized income for the month.

Year-to-date numbers show that the average daily fair value invested for FY 2014-2015 was \$139,531,994, up \$13,350,795 (10.58%) over FY 2013-2014. Total realized income for FY 2014-2015 was \$3,608,065, up \$596,731 (19.82%) over FY 2013-2014. This increase resulted from \$291,273 less in interest and dividends and \$888,004 more net realized gains during FY 2014-2015.

The total amount invested at 30 June 2015 was \$145,879,217, up \$7,070,247 (5.09%) over 30 June 2014. Unrealized gains at 30 June 2015 were \$16,424,656.

### OTHER INVESTMENTS

The average daily fair value invested during June 2015 was \$85,884,465, down \$403,903 from May 2015. Interest and dividend income of \$311,746 plus net realized gains of \$1,832 totaled \$313,578 in realized income for the month.

Year-to-date numbers show that the average daily fair value invested for FY 2014-2015 was \$80,865,771, up \$32,416,239 (66.91%) over FY 2013-2014. Total realized income for FY 2014-2015 was \$2,599,993, up \$404,392 (18.42%) over FY 2013-2014. This increase resulted from \$1,121,217 more in interest and dividend income and \$716,825 less in net realized gains during FY 2014-2015.

The total amount invested at 30 June 2015 was \$85,525,373, up \$31,115,836 (57.19%) over 30 June 2014. Unrealized gains at 30 June 2015 were \$9,024,533.

### ENDOWMENT TRUSTS

The average daily fair value invested during June 2015 was \$6,263,634 down \$131,773 from May 2015. Interest and dividend income of \$31,080 minus net realized losses of \$5,763 totaled \$25,317 in realized income for the month.

Year-to-date numbers show that the average daily fair value invested for FY 2014-2015 was \$6,530,839, down \$1,821,997 (21.81%) from FY 2013-2014. Total realized income for FY 2014-2015 was \$532,276, down \$382,969 (41.84%) from FY 2013-2014. This decrease resulted from \$151,107 less interest and dividend income and \$231,862 less net realized gains during FY 2014-2015.

The total amount invested at 30 June 2015 was \$6,163,191, down \$770,455 (11.11%) from 30 June 2014. Unrealized losses at 30 June 2015 were \$45,928.

### PLANT FUND TRUSTS

The average daily fair value invested during June 2015 was \$21,378,079, down \$2,335,322 from May 2015. Interest income totaled \$27,910 in realized income for the month.

Year-to-date numbers show that the average daily fair value invested for FY 2014-2015 was \$30,426,375, down \$8,425,604 (21.69%) from FY 2013-2014. Total realized income for FY 2014-2015 was \$372,683, down \$24,201 (6.10%) from FY 2013-2014. This decrease reflects the decreased amount available for investing and an increase in the rate of return.

The total amount invested at 30 June 2015 was \$19,981,232, down \$16,227,555 (44.82%) from 30 June 2014. Unrealized gains at 30 June 2015 were \$300,981.

### SUMMARY OF INVESTMENT TRANSACTIONS

The University's average daily fair value invested for the month of June was \$558,475,355. Purchases totaled \$29,726,756 and sales totaled \$45,237,726. From this activity the University realized net gains of \$497,433 and earnings of \$1,237,349.

### SUMMARY OF TOTAL INVESTMENT RETURNS

The Endowment Pool composite benchmark is established based on the asset allocation of the Endowment Pool. At 30 June 2015 the Endowment Pool asset allocation was 13.04% cash, 25.27% fixed income, 61.69% equities. The benchmarks used include the Utah State Public Treasurers' Investment Fund, Barclay's Capital U.S. Aggregate Bond Index, and the S&P 500 Index. The composite benchmark for the Endowment Pool at 30 June 2015 was 4.01%

The Endowment Pool fiscal year-to-date annualized rate of return including market fluctuations was 2.86% at 30 June 2015. The Endowment Pool underperformed its benchmark by 115bp year-to-date at 30 June 2015.

The Cash Management Investment Pool fiscal year-to-date annualized rate of return including market fluctuations was 3.23% at 30 June 2015. The benchmark for the Cash Management Investment Pool is the Utah Public Treasurers' Investment Fund (PTIF). The PTIF fiscal year-to-date annualized rate of return was 0.50% at 30 June 2015. The Cash Management Investment Pool outperformed its benchmark by 273bp year-to-date at 30 June 2015.

### ENDOWMENT FUNDS

The fair value of invested endowment funds at 30 June 2015 was \$319.6 million, up \$7.3 million (2.34%) over 31 March 2015. This increase includes the change in fair value, and new gifts received through 30 June 2015.

Year-to-date, the endowment funds have increased \$37.1 million (13.13%) from 30 June 2014.

Endowment funds are currently invested 39.81% in the Endowment Pool, 31.51% in the Cash Management Investment Pool, 1.93% in the various Endowment Trusts and 26.75% in Other Investments.

### RECOMMENDATION

The President and Vice President for Business and Finance recommend that the Board of Trustees approve the Report of Investments for June 2015.

**RESOLUTION  
UTAH STATE UNIVERSITY  
BOARD OF TRUSTEES**

WHEREAS, The attached Report of Investments containing authorized transactions, documentation, and supporting papers has been filed for review by the Board of Trustees pertaining to the investment activities; and

WHEREAS, The investment transactions listed on the attached Report of Investments have been approved by the USU Controller's Office; and

WHEREAS, The investment activities listed on the attached Report of Investments are in accordance with the Utah State Money Management Act, the rules of the Utah State Money Management Council, the Utah State Uniform Prudent Management of Institutional Funds Act, and the laws and rules of Utah State University and the State of Utah; and

WHEREAS, The Chief Financial Officer for Utah State University, David T. Cowley, Vice President for Business and Finance, has certified to the best of his knowledge and belief all investment transactions listed on the attached Report of Investments were made in accordance with the guidelines, rules, and laws; and

WHEREAS, Vice President Cowley requests approval of the attached Report of Investments for the period 1 June 2015 to 30 June 2015 and comparative year-to-date totals for the periods 1 July 2014 to 30 June 2015 and 1 July 2013 to 30 June 2014, and the investment portfolios at 30 June 2015; and

WHEREAS, The President of Utah State University has reviewed the attached report and recommends its approval by the Utah State University Board of Trustees; and

WHEREAS, The USU Board of Trustees has reviewed and given due consideration, review, and authorization of the investment transactions listed on the attached Report of Investments for the period 1 June 2015 to 30 June 2015 and comparative year-to-date totals for the periods 1 July 2014 to 30 June 2015 and 1 July 2013 to 30 June 2014 and the investment portfolios at 30 June 2015;


NOW, THEREFORE, BE IT RESOLVED, That the USU Board of Trustees hereby approves the attached Report of Investments as presented and ratifies the transactions listed on said Report of Investments for June 2015.

=====  
RESOLUTION APPROVED BY THE USU BOARD OF TRUSTEES:

\_\_\_\_\_  
Date


UTAH STATE UNIVERSITY  
REPORT OF INVESTMENTS  
JUNE 2015

The following schedules (A through G) provide a report of the University's Investments. To the best of my knowledge, Utah State University is in compliance with the Utah State Money Management Act and the rules of the Utah State Money Management Council and the Utah State Uniform Prudent Management of Institutional Funds Act.



Danford R. Christensen  
Controller

9-30-15  
Date



David T. Cowley  
Vice President for Business and Finance

10/9/15  
Date



UTAH STATE UNIVERSITY  
CASH MANAGEMENT INVESTMENT POOL  
SUMMARY REPORT OF INVESTMENTS AND INVESTMENT INCOME

Schedule A-1

	Beginning Fair Value	Purchases	Sales Proceeds	Change in Fair Value	Ending Fair Value	Average Daily Fair Value	Total Interest Income	Less Service Charges	Net Interest Income
Jul 2014	\$275,112,783	\$12,984,743	\$15,000,000	\$44,270	\$273,141,796	\$286,670,634	\$503,888	\$199	\$503,689
Aug 2014	273,141,796	60,000,000	44,335,000	2,983,706	291,790,502	283,182,660	461,223	(55)	461,278
Sep 2014	291,790,502	35,184,000	25,000,000	(1,012,215)	300,962,287	297,816,159	433,618	175	433,443
Oct 2014	300,962,287	5,000,000	15,000,000	1,347,237	292,309,524	295,151,015	444,103	1,088	443,015
Nov 2014	292,309,524	0	15,000,000	1,015,660	278,325,184	298,194,026	433,390	1,265	432,125
Dec 2014	278,325,184	31,999,250	17,000,000	75,256	293,399,690	287,311,894	629,853	0	629,853
Jan 2015	293,399,690	98,000,000	55,983,993	3,251,382	338,667,079	327,320,487	447,231	(210)	447,441
Feb 2015	338,667,079	19,000,000	13,333,333	(1,861,841)	342,471,905	339,280,711	405,907	(24)	405,931
Mar 2015	342,471,905	1,000,000	20,000,000	903,382	324,375,287	331,800,681	449,576	10	449,566
Apr 2015	324,375,287	10,000,000	13,666,667	16,965	320,725,585	320,387,061	432,050	1	432,049
May 2015	320,725,585	0	10,000,000	(868,285)	309,857,300	313,908,208	443,495	(25)	443,520
Jun 2015	309,857,300	6,000,000	20,000,000	(1,493,279)	294,364,021	298,409,283	420,898	0	420,898
	<u>\$275,112,783</u>	<u>\$279,167,993</u>	<u>\$264,318,993</u>	<u>\$4,402,238</u>	<u>\$294,364,021</u>	<u>\$306,619,402</u>	<u>\$5,505,232</u>	<u>\$2,424</u>	<u>\$5,502,808</u>

Comparative Totals:

Year-to-date

FY 2014-15	\$275,112,783	\$279,167,993	\$264,318,993	\$4,402,238	\$294,364,021	\$306,619,402	\$5,505,232	\$2,424	\$5,502,808
FY 2013-14	263,139,812	312,236,650	300,524,900	261,221	275,112,783	298,506,850	6,652,944	4,362	6,648,582
Amt Change					19,251,238	8,112,552	(1,147,712)	(1,938)	(1,145,774)
% Change					7.00%	2.72%	-17.25%	-44.43%	-17.23%

Note: The Cash Management Investment Pool includes cash of all funds over estimated daily operating requirements.

UTAH STATE UNIVERSITY  
CASH MANAGEMENT INVESTMENT POOL PORTFOLIO  
30 June 2015

Schedule A-1-A  
Page 1 of 3

Description	Interest Rate	Date Acquired	Maturity Date	Cost	Fair Value	Unrealized Gain/(Loss)
<b>Money Market</b>						
Bank of Utah - Public Treasurer Acct	0.5600%			\$6,100,000	\$6,100,000	\$0
Cache Valley Bank	0.5000%			5,000,000	5,000,000	0
				<u>11,100,000</u>	<u>11,100,000</u>	<u>0</u>
<b>Public Treasurers' Investment Fund</b>						
Utah Public Treasurers' Investment Fund	0.5533%			44,100,000	44,100,000	0
				<u>44,100,000</u>	<u>44,100,000</u>	<u>0</u>
<b>Commercial Paper and Corporate Notes</b>						
Citigroup	0.7500%	12/08/14	01/15/16	5,000,000	5,013,475	13,475
JP Morgan	0.8200%	12/29/14	01/15/16	5,000,000	5,039,670	39,670
Morgan Stanley	1.0010%	05/14/13	02/25/16	5,000,000	5,027,030	27,030
JP Morgan	0.8300%	01/22/15	03/01/16	5,000,000	5,084,700	84,700
Bank of America	0.9950%	06/20/13	03/22/16	5,000,000	5,011,075	11,075
Goldman Sachs	0.8190%	02/07/14	03/22/16	4,989,250	4,996,785	7,535
Rio Tinto	0.8760%	02/23/15	05/20/16	4,000,000	4,069,812	69,812
HSBC	0.9060%	06/20/13	06/01/16	5,617,399	5,640,819	23,420
Rio Tinto	0.7500%	02/09/15	06/17/16	5,000,000	5,012,695	12,695
Wells Fargo & Company	0.8040%	07/29/13	07/20/16	4,000,000	4,014,580	14,580
Bank of America	1.1000%	06/10/15	08/01/16	1,000,000	1,054,874	54,874
Morgan Stanley	1.2500%	09/30/14	09/30/17	2,184,000	2,271,117	87,117
Morgan Stanley	0.9500%	01/26/15	01/05/18	5,000,000	5,004,490	4,490
Goldman Sachs	0.9500%	06/26/15	04/30/18	5,000,000	5,052,745	52,745
				<u>61,790,649</u>	<u>62,293,867</u>	<u>503,218</u>
<b>Obligations of U. S. Government</b>						
Freddie Mac FHLMC	1.0000%	01/28/14	04/28/17	5,000,000	5,015,740	15,740
Federal Farm Credit FFCB	1.2200%	09/18/14	09/18/17	5,000,000	5,007,755	7,755
Federal Farm Credit FFCB	1.2200%	01/26/15	04/23/18	5,000,000	4,993,400	(6,600)
Federal Farm Credit FFCB	1.5500%	10/22/14	10/22/18	5,000,000	4,992,485	(7,515)

UTAH STATE UNIVERSITY  
CASH MANAGEMENT INVESTMENT POOL PORTFOLIO  
30 June 2015

Schedule A-1-A  
Page 2 of 3

Description	Interest Rate	Date Acquired	Maturity Date	Cost	Fair Value	Unrealized Gain/(Loss)
Obligations of U. S. Government (continued)						
Federal Farm Credit FFCB	1.6400%	01/14/15	01/14/19	\$7,000,000	\$6,994,162	(\$5,838)
Federal Farm Credit FFCB	1.4800%	01/22/15	01/22/19	5,000,000	4,995,070	(4,930)
Federal Farm Credit FFCB	1.5400%	04/01/15	04/01/19	5,000,000	5,002,425	2,425
Federal Farm Credit FFCB	1.7200%	01/23/15	07/22/19	10,000,000	9,943,950	(56,050)
Fed Home Loan Bank FHLB	1.8400%	05/22/14	09/06/19	6,965,000	7,001,211	36,211
Federal Farm Credit FFCB	1.7800%	01/26/15	10/22/19	7,000,000	7,001,323	1,323
Fed Home Loan Bank FHLB	1.6250%	01/22/15	01/22/20	5,000,000	4,974,975	(25,025)
Federal Agriculture FAMCA	1.8500%	01/28/15	01/28/20	5,000,000	4,957,525	(42,475)
Fannie Mae FNMA	1.8750%	02/13/15	02/13/20	5,000,000	4,988,165	(11,835)
Federal Farm Credit FFCB	1.6800%	04/27/15	04/27/20	5,000,000	4,968,530	(31,470)
Federal Farm Credit FFCB	1.9800%	01/29/15	07/21/20	7,000,000	6,932,044	(67,956)
Fed Home Loan Bank FHLB	2.5400%	01/11/13	12/27/24	10,125,000	9,745,151	(379,849)
Federal Farm Credit FFCB	2.7000%	01/16/13	12/24/25	5,000,000	4,773,275	(226,725)
Fannie Mae FNMA	2.1250%	08/27/12	08/27/27	10,000,000	9,713,880	(286,120)
Freddie Mac FHLMC	3.0000%	08/27/12	08/27/27	10,000,000	9,645,700	(354,300)
Freddie Mac FHLMC	3.0000%	08/27/12	08/27/27	7,000,000	6,729,506	(270,494)
Freddie Mac FHLMC	3.0000%	09/13/12	09/13/27	7,500,000	7,252,928	(247,072)
Federal Farm Credit FFCB	2.9000%	11/26/12	11/26/27	7,000,000	6,700,316	(299,684)
Fed Home Loan Bank FHLB	2.9400%	01/15/13	12/06/27	5,000,000	4,731,740	(268,260)
Federal Farm Credit FFCB	2.9700%	12/24/12	12/24/27	5,000,000	4,794,185	(205,815)
Freddie Mac FHLMC	3.0000%	01/18/13	01/18/28	7,000,000	6,745,676	(254,324)
				161,590,000	158,601,117	(2,988,883)
Municipal Bonds						
West Valley City Bonds	4.8500%	10/20/10	11/01/15	985,000	985,000	0
West Valley City Bonds	4.8500%	10/20/10	11/01/16	1,050,000	1,050,000	0
West Valley City Bonds	4.8500%	10/20/10	11/01/17	1,115,000	1,115,000	0
West Valley City Bonds	4.8500%	10/20/10	11/01/18	1,180,000	1,180,000	0
West Valley City Bonds	4.8500%	10/20/10	11/01/19	1,255,000	1,255,000	0
West Valley City Bonds	4.8500%	10/20/10	11/01/20	1,330,000	1,330,000	0

UTAH STATE UNIVERSITY  
 CASH MANAGEMENT INVESTMENT POOL PORTFOLIO  
 30 June 2015

Schedule A-1-A  
 Page 3 of 3

Description	Interest Rate	Date Acquired	Maturity Date	Cost	Fair Value	Unrealized Gain/(Loss)
Municipal Bonds (continued)						
West Valley City Bonds	4.8500%	10/20/10	11/01/21	\$1,415,000	\$1,415,000	\$0
Utah State Building Owners	1.9190%	05/05/14	05/15/19	965,300	980,587	15,287
Salt Lake City Municipal Bond	1.5000%	03/30/15	10/01/19	1,000,000	1,018,250	18,250
Utah County UT Bonds	2.1900%	01/17/14	12/01/19	1,000,000	1,120,470	120,470
Utah County UT Bonds	2.4000%	01/17/14	12/01/20	1,000,000	1,123,230	123,230
Beaver County School Bond	5.5000%	02/01/11	02/01/27	5,000,000	5,696,500	696,500
				<u>17,295,300</u>	<u>18,269,037</u>	<u>973,737</u>
Total Cash Management Investment Pool				<u><u>\$295,875,949</u></u>	<u><u>\$294,364,021</u></u>	<u><u>(\$1,511,928)</u></u>

UTAH STATE UNIVERSITY  
CASH MANAGEMENT INVESTMENT POOL  
SUMMARY OF INVESTMENT TRANSACTIONS AND PERFORMANCE  
For the Month of June 2015

Schedule A-2

	Purchases	Sales		Earnings	Change in Fair Value	Total Investment Income	Average Daily Fair Value	Annualized Total Investment Return
		Cost	Receipts					
Money Market Account				\$5,020		\$5,020	\$11,100,000	0.54%
Utah Public Treasurers' Investment Fund		\$15,000,000	\$15,000,000	21,642		21,642	46,933,333	0.55%
Commercial Paper and Corporate Notes	\$6,000,000			40,770	\$41,982	82,752	57,323,983	1.73%
Obligations of U. S. Government		5,000,000	5,000,000	291,130	(1,386,787)	(1,095,657)	165,756,667	-7.93%
Municipal Bonds				62,336	(148,474)	(86,138)	17,295,300	-5.98%
Total	<u>\$6,000,000</u>	<u>\$20,000,000</u>	<u>\$20,000,000</u>	<u>\$420,898</u>	<u>(\$1,493,279)</u>	<u>(\$1,072,381)</u>	<u>\$298,409,283</u>	-4.31%

UTAH STATE UNIVERSITY  
SUMMARY OF CASH MANAGEMENT INVESTMENT POOL TRANSACTIONS  
For the Month of June 2015

Schedule A-3

	Purchases		Sales			Earnings	
	Shares	Cost	Shares	Cost	Receipts		Gain/(Loss)
<u>Cash Management Investment Pool</u>							
Money Market Account						\$5,020	
Utah Public Treasurers' Investment Fund				\$15,000,000	\$15,000,000	\$0	21,642
Commercial Paper & Corporate Notes		6,000,000					40,770
Obligations of U. S. Government				5,000,000	5,000,000	0	291,130
Municipal Bonds							62,336
Total Cash Management Investment Pool		<u>\$6,000,000</u>		<u>\$20,000,000</u>	<u>\$20,000,000</u>	<u>\$0</u>	<u>\$420,898</u>

UTAH STATE UNIVERSITY  
 ENDOWMENT POOL  
 SUMMARY REPORT OF INVESTMENTS AND INVESTMENT INCOME

Schedule B-1

	Beginning Fair Value	Purchases	Sales Proceeds	Change in Fair Value	Ending Fair Value	Average Daily Fair Value	Total Interest and Dividends	Realized Gain or (Loss)	Total Realized Income	Less Expenses	Net Realized Income/(Loss)
*Jul 2014	\$133,500,784	\$1,244,185	\$1,104,204	(\$1,326,305)	\$132,314,460	\$132,907,622	\$196,333	(\$9,165)	\$187,168	\$0	\$187,168
Aug 2014	132,314,460	3,225,809	3,028,487	2,191,587	134,703,369	133,508,915	142,844	(7,670)	135,174	1,875	133,299
Sep 2014	134,703,369	6,325,256	5,966,006	(2,544,339)	132,518,280	133,610,825	364,352	405,899	770,251	5,102	765,149
Oct 2014	132,518,280	8,495,572	6,135,343	1,369,355	136,247,864	134,383,072	162,628	(10,126)	152,502	8,699	143,803
Nov 2014	136,247,864	6,597,018	6,431,857	946,252	137,359,277	136,803,571	170,598	(15,367)	155,231	(3,227)	158,458
Dec 2014	137,359,277	8,044,045	7,540,109	(1,435,783)	136,427,430	136,893,354	511,266	(832)	510,434	0	510,434
Jan 2015	136,427,430	7,278,439	1,362,758	(1,315,493)	141,027,618	138,727,524	135,334	(6,294)	129,040	0	129,040
Feb 2015	141,027,618	909,010	717,702	4,032,509	145,251,435	143,139,527	105,683	(1,535)	104,148	1,875	102,273
Mar 2015	145,251,435	1,925,261	1,729,425	(699,923)	144,747,348	144,999,392	287,815	(2,381)	285,434	15,727	269,707
Apr 2015	144,747,348	2,041,293	1,563,071	1,670,707	146,896,277	145,821,813	140,741	(1,208)	139,533	7,426	132,107
May 2015	146,896,277	3,044,197	2,957,009	217,105	147,200,570	147,048,424	97,583	(5,512)	92,071	10,396	81,675
Jun 2015	147,200,570	20,905,006	20,467,638	(1,758,721)	145,879,217	146,539,894	445,715	501,364	947,079	24,502	922,577
	<u>\$133,500,784</u>	<u>\$70,035,091</u>	<u>\$59,003,609</u>	<u>\$1,346,951</u>	<u>\$145,879,217</u>	<u>\$139,531,994</u>	<u>\$2,760,892</u>	<u>\$847,173</u>	<u>\$3,608,065</u>	<u>\$72,375</u>	<u>\$3,535,690</u>

Comparative Totals:

Year-to-date

FY 2014-15	\$133,500,784	\$70,035,091	\$59,003,609	\$1,346,951	\$145,879,217	\$139,531,994	\$2,760,892	\$847,173	\$3,608,065	\$72,375	\$3,535,690
FY 2013-14	115,390,366	189,003,811	178,539,671	12,954,464	138,808,970	126,181,199	3,052,165	(40,831)	3,011,334	98,749	2,912,585
Amt Change					7,070,247	13,350,795	(291,273)	888,004	596,731	(26,374)	623,105
% Change					5.09%	10.58%	-9.54%	2174.83%	19.82%	-26.71%	21.39%

Note: The Endowment Pool includes endowment funds designated for long-term investment. Included in this pool are endowment funds invested in the University's Cash Management Investment Pool (CMIP) consisting of \$18,630,048 principal beginning balance, a \$18,667,113 ending balance, and a \$18,687,965 average daily balance for the current month. Current month interest and dividends from the CMIP were \$20,247 bringing the total to \$285,030 year-to-date. These amounts have also been reported in Schedules A-1 and A-2.

\*The July beginning fair value has been adjusted to reflect the amount distributed to expendable accounts at fiscal year end.

UTAH STATE UNIVERSITY  
 ENDOWMENT POOL  
 INVESTMENT PERFORMANCE

Schedule B-1-A

	Total Number of Units	Fair Value Per Unit			Net Earnings	Earnings Per Unit
		Beginning of Month	End of Month	Percent Change		
July 2014	523,046.23	\$255.2371	\$252.9690	-0.89%	\$196,333	\$0.3754
August 2014	523,046.23	252.9690	257.5363	1.81%	142,844	0.2731
September 2014	523,046.23	257.5363	253.3586	-1.62%	364,352	0.6966
October 2014	531,754.44	253.3586	256.2233	1.13%	162,628	0.3058
November 2014	531,754.44	256.2233	258.3134	0.82%	170,598	0.3208
December 2014	531,754.44	258.3134	256.5610	-0.68%	511,266	0.9615
January 2015	554,285.18	256.5610	254.4315	-0.83%	135,334	0.2442
February 2015	554,285.18	254.4315	262.0518	3.00%	105,683	0.1907
March 2015	554,285.18	262.0518	261.1424	-0.35%	287,815	0.5193
April 2015	555,649.02	261.1424	264.3688	1.24%	140,741	0.2533
May 2015	555,649.02	264.3688	264.9165	0.21%	97,583	0.1756
June 2015	555,649.02	264.9165	262.5384	-0.90%	445,715	0.8022



UTAH STATE UNIVERSITY  
 ENDOWMENT POOL PORTFOLIO  
 June 30, 2015

Schedule B-1-B  
 Page 1 of 3

Description	Face Value	Number of Shares	Interest Rate	Date Acquired	Maturity Date	Cost	Fair Value	Unrealized Gain/(Loss)
Cash Management Investment Pool						\$18,667,113	\$18,667,113	\$0
Total Cash Management Investment Pool						<u>18,667,113</u>	<u>18,667,113</u>	<u>0</u>
Equity funds								
AQR						5,000,000	5,000,000	0
Dimensional (DFA)		142,970.016				4,202,993	3,737,236	(465,757)
RhumbLine QSI Index		818,699.582				9,987,941	13,243,399	3,255,458
SIT Dividend Growth						10,000,000	12,828,984	2,828,984
Vanguard Russell 3000		60,097.148				8,435,956	11,133,598	2,697,642
Vanguard FTSE All-World ex-US Index Fund		155,030.139				14,367,791	14,839,485	471,694
UTS SPDR Trust Ser 1 (SPY)		46,989.000				3,983,736	9,672,686	5,688,950
Total Equities						<u>55,978,417</u>	<u>70,455,388</u>	<u>14,476,971</u>
Fixed Income funds								
Longfellow						9,983,350	9,881,275	(102,075)
High Yield Bond Fund		658,932.801				7,091,934	6,915,273	(176,661)
Oaktree Senior Loan Fund, L.P.						9,249,431	9,512,273	262,842
Paydenfunds - Emerging Markets Bond Fund		213,774.960				2,936,396	2,862,447	(73,949)
Stone Harbor Emerging Market		276,231.548				2,943,891	2,839,660	(104,231)
Vanguard ST Inflation Protected Securities Index		198,455.702				4,924,688	4,846,288	(78,400)
Total Fixed Income Funds						<u>37,129,690</u>	<u>36,857,216</u>	<u>(272,474)</u>
Alternatives								
Commonfund								
CEP VII						420,985	808,967	387,982
CEP VIII						595,369	696,297	100,928
CNR VIII						988,164	1,022,918	34,754
CNR IX						510,000	468,002	(41,998)
CVP X						536,785	688,663	151,878

UTAH STATE UNIVERSITY  
 ENDOWMENT POOL PORTFOLIO  
 June 30, 2015

Schedule B-1-B  
 Page 2 of 3

Description	Face Value	Number of Shares	Interest Rate	Date Acquired	Maturity Date	Cost	Fair Value	Unrealized Gain/(Loss)
Alternatives (continued)								
Constitution Capital								
Ironsides Co-Investment Fund III						\$507,195	\$497,671	(\$9,524)
Ironsides Partnership Fund III						46,590	44,360	(2,230)
Goldman Sachs								
Vintage Fund VI						839,771	972,713	132,942
Morgan Stanley								
JP Morgan Prime Property Fund		298.404				4,169,345	4,704,858	535,513
Pinehurst Institutional Ltd.								
Corbin		2,570.327				4,000,000	4,172,754	172,754
Solamere Capital								
Solamere Founders Fund I, LP						1,369,668	1,936,265	566,597
Solamere Founders Fund II, LP						476,250	407,544	(68,706)
Woodbury								
Woodbury Strategic Partners Fund, L.P.						2,304,289	2,609,900	305,611
WSP Centre Point Co-Investors, LLC						119,938	73,596	(46,342)
WSP Wilmington, Phase I						100,000	100,000	0
WSP Wilmington, Phase II						334,414	334,414	0
Total Alternatives						<u>17,318,763</u>	<u>19,538,922</u>	<u>2,220,159</u>
Money Market Funds								
Money Market - 05374002						2	2	0
Goldman Sachs Bank Deposit						136,929	136,929	0
Total Money Market						<u>136,931</u>	<u>136,931</u>	<u>0</u>
Accrued Income / Other								
05374002								
Cash						59,647	59,647	0
Wells Fargo - SPY						48,402	48,402	0

UTAH STATE UNIVERSITY  
 ENDOWMENT POOL PORTFOLIO  
 June 30, 2015

Schedule B-1-B  
 Page 3 of 3

Description	Face Value	Number of Shares	Interest Rate	Date Acquired	Maturity Date	Cost	Fair Value	Unrealized Gain/(Loss)
Accrued Income / Other (continued)								
05374002								
Wells Fargo - High Yield						\$37,535	\$37,535	\$0
Wells Fargo - MM						1	1	0
In transit from Ironsides to Wells Fargo						95,961	95,961	0
Payable - Solamere						(37,500)	(37,500)	0
05374004								
Cash						66,244	66,244	0
Interest Accrual						53,357	53,357	0
Payable - 45656TAT5						(100,000)	(100,000)	0
Total Accruals						<u>223,647</u>	<u>223,647</u>	<u>0</u>
Total Endowment Pool						<u>\$129,454,561</u>	<u>\$145,879,217</u>	<u>\$16,424,656</u>

UTAH STATE UNIVERSITY  
SUMMARY OF ENDOWMENT POOL TRANSACTIONS  
For the Month of June 2015

Schedule B-2  
Page 1 of 2

Endowment Pool Transactions	Purchases		Sales			Earnings	
	Shares	Cost	Shares	Cost	Receipts		Gain/(Loss)
Cash Management Investment Pool							
Utah State University		\$125,742		\$108,924	\$108,924	\$0	\$20,247
CMP Interest		20,247					
Equity funds							
AQR		5,000,000					
Vanguard Russell 3000	266.517	50,497					50,497
Vanguard FTSE All-World ex-US Index Fund	1,713.720	168,801	50,150.451	4,496,275	5,000,000	503,725	168,801
UTS SPDR Trust Ser 1 (SPY)							48,402
Fixed Income funds							
Longfellow		356,794		153,406	151,045	(2,361)	24,265
Wells Fargo							
High Yield Bond Fund	3,731.921	39,857					77,392
Paydenfunds - Emerging Markets Bond Fund	869.457	11,625					11,625
Alternatives							
Commonfund							
CEP VII		15,000		28,029	28,029	0	
CNR IX		22,500					
Constitution Capital							
Ironsides Co-Investment Fund III				81,156	81,156	0	
Ironsides Partnership Fund III				14,805	14,805	0	
Goldman Sachs							
Vintage Fund VI		100,417					
Morgan Stanley							
JP Morgan Prime Property Fund	2.831	44,632					44,632
Solamere Capital							
Solamere Founders Fund I, LP		37,500					
Woodbury							
Woodbury Strategic Partners Fund, L.P.				125,742	125,742	0	
Money Market Funds							
Money Market - 05374002		4,043,182		4,043,182	4,043,182	0	(159)
Goldman Sachs Bank Deposit		100,430		100,417	100,417	0	13
Accrued Income / Other							
05374002							
Cash		10,386,447		10,395,918	10,395,918	0	
Wells Fargo - SPY		48,402					
Wells Fargo - High Yield		37,535					
Wells Fargo - MM		1					
Intransit from Ironsides		95,961					
Payable - Solamere				37,500	37,500	0	

UTAH STATE UNIVERSITY  
SUMMARY OF ENDOWMENT POOL TRANSACTIONS  
For the Month of June 2015

Schedule B-2  
Page 2 of 2

	Purchases		Sales			Earnings
	Shares	Cost	Shares	Cost	Receipts	
Accrued Income / Other (continued)						
05374004						
Cash		\$173,417		\$258,547	\$258,547	\$0
Interest Accrual		26,019		22,373	22,373	0
Payable / Receivable - 45656TAT5				100,000	100,000	0
Total Endowment Pool Transactions		<u>\$20,905,006</u>		<u>\$19,966,274</u>	<u>\$20,467,638</u>	<u>\$501,364</u>
				<u>\$445,715</u>		

UTAH STATE UNIVERSITY  
OTHER INVESTMENTS  
SUMMARY REPORT OF INVESTMENTS AND INVESTMENT INCOME

Schedule C-1

	Beginning Fair Value	Purchases	Sales Proceeds	Change in Fair Value	Ending Fair Value	Average Daily Fair Value	Total Interest and Dividends	Realized Gain or (Loss)	Total Realized Income
Jul 2014	\$54,409,537	\$5,141,387	\$694,520	(\$774,972)	\$58,081,432	\$56,245,485	\$191,515	\$2,907	\$194,422
Aug 2014	58,081,432	23,032,498	2,854,491	(30,586)	78,228,853	68,155,143	214,792	2,990	217,782
Sep 2014	78,228,853	22,451,410	16,863,082	(1,392,355)	82,424,826	80,326,840	261,679	(262,211)	(532)
Oct 2014	82,424,826	14,656,727	14,646,882	572,099	83,006,770	82,715,798	266,621	(80,880)	185,741
Nov 2014	83,006,770	4,402,704	4,171,404	850,225	84,088,295	83,547,533	226,699	(90,835)	135,864
Dec 2014	84,088,295	5,958,074	5,652,598	(295,508)	84,098,263	84,093,279	407,805	(52,630)	355,175
Jan 2015	84,098,263	787,146	576,498	1,318,170	85,627,081	84,862,672	275,702	(1,129)	274,573
Feb 2015	85,627,081	8,754,730	8,482,717	182,843	86,081,937	85,854,509	260,104	(203,617)	56,487
Mar 2015	86,081,937	1,575,144	1,351,201	(98,278)	86,207,602	86,144,770	307,418	2,857	310,275
Apr 2015	86,207,602	1,915,327	1,680,613	(109,137)	86,333,179	86,270,391	283,261	3,079	286,340
May 2015	86,333,179	1,295,948	1,062,581	(322,990)	86,243,556	86,288,368	267,218	3,070	270,288
Jun 2015	86,243,556	1,991,561	1,179,619	(1,530,125)	85,525,373	85,884,465	311,746	1,832	313,578
	<u>\$54,409,537</u>	<u>\$91,962,656</u>	<u>\$59,216,206</u>	<u>(\$1,630,614)</u>	<u>\$85,525,373</u>	<u>\$80,865,771</u>	<u>\$3,274,560</u>	<u>(\$674,567)</u>	<u>\$2,599,993</u>

Comparative Totals:

Year-to-date									
FY 2014-15	\$54,409,537	\$91,962,656	\$59,216,206	(\$1,630,614)	\$85,525,373	\$80,865,771	\$3,274,560	(\$674,567)	\$2,599,993
FY 2013-14	43,529,901	11,564,817	4,943,452	4,258,271	54,409,537	48,449,532	2,153,343	42,258	2,195,601
Amt Change					31,115,836	32,416,239	1,121,217	(716,825)	404,392
% Change					57.19%	66.91%	52.07%	-1696.31%	18.42%

UTAH STATE UNIVERSITY  
OTHER INVESTMENTS PORTFOLIO  
30 June 2015

Schedule C-1-A  
Page 1 of 4

Description	Face Value	Number of Shares	Interest Rate	Date Acquired	Maturity Date	Cost	Fair Value	Unrealized Gain/(Loss)
Corporate Bonds and Notes								
U.S. Treasury Bond	\$100,000		8.000%	11/15/91	11/15/21	\$125,313	\$136,500	\$11,187
U.S. West Communications	10,000		7.200%	12/01/95	11/10/26	10,162	10,083	(79)
						<u>135,475</u>	<u>146,583</u>	<u>11,108</u>
Utah Public Treasurers' Investment Fund								
			0.553%			839,100	839,100	0
						<u>839,100</u>	<u>839,100</u>	<u>0</u>
Fixed Income								
Wells Fargo								
JPMorgan Chase Bank NA		15,000.000				1,500,000	1,183,350	(316,650)
Federal Farm Credit Bank		50,000.000				5,000,000	4,789,150	(210,850)
Federal Farm Credit Bank		100,000.000				10,000,000	9,602,600	(397,400)
Federal Home Loan Bank		46,750.000				4,675,000	4,511,936	(163,064)
Chicago Ill Genl Obligation Bonds		10,000.000				1,060,567	992,060	(68,507)
Chicago Ill Genl Obligation Bonds		7,250.000				715,909	608,377	(107,532)
Chicago Ill Genl Obligation Bonds		10,000.000				1,030,170	849,500	(180,670)
Fresno California Water Sys Rev BAB		10,000.000				1,027,500	1,088,270	60,770
Assured Guarany Muni		10,000.000				936,000	815,000	(121,000)
AXA SA		10,000.000				1,019,450	1,045,630	26,180
Security Benefit Life		20,350.000				2,249,591	2,475,993	226,402
Bank of America		5,000.000				575,000	530,625	(44,375)
CitiBank		26,110.000				2,611,000	2,169,741	(441,259)
General Electric		10,000.000				1,115,000	1,093,750	(21,250)
Wachovia		10,000.000				1,000,000	988,750	(11,250)
Zions Bancorp		10,000.000				1,000,000	951,250	(48,750)
Zions Bancorp		10,000.000				1,000,000	1,062,500	62,500
Diamond Offshore Drill		9,570.000				920,385	837,691	(82,694)
Oneok, Inc		5,000.000				467,784	471,010	3,226
Prudential Financial		10,000.000				972,100	1,036,500	64,400

UTAH STATE UNIVERSITY  
OTHER INVESTMENTS PORTFOLIO  
30 June 2015

Schedule C-1-A  
Page 2 of 4

Description	Face Value	Number of Shares	Interest Rate	Date Acquired	Maturity Date	Cost	Fair Value	Unrealized Gain/(Loss)
Fixed Income (continued)								
Wells Fargo								
Barclays Bank		20,000.000				\$1,980,000	\$2,162,500	\$182,500
Electricite De France		10,000.000				1,001,400	1,001,250	(150)
QBE Cap Funding III LTD		20,000.000				2,158,200	2,212,020	53,820
Equity Commonwealth Preferred		42,000.000				950,250	970,200	19,950
Public Storage		20,000.000				500,000	468,400	(31,600)
Allstate Corp		24,400.000				613,660	639,524	25,864
American Financial Group		60,000.000				1,500,000	1,525,200	25,200
Berkley (WR) Corporation		40,000.000				935,000	967,600	32,600
Citigroup		20,000.000				500,000	498,000	(2,000)
Cobank ACB 6.125% Pfd		13,000.000				1,235,000	1,212,250	(22,750)
Cobank ACB		10,000.000				1,101,290	1,025,310	(75,980)
Hancock Holding Co		61,000.000				1,518,375	1,457,900	(60,475)
HSBC USA Inc New		20,000.000				485,800	506,200	20,400
JP Morgan Chase & Co 6.125		60,120.000				1,499,994	1,497,589	(2,405)
JP Morgan Chase & Co 6.100		20,000.000				494,000	494,600	600
Qwest Corp		100,000.000				2,494,400	2,587,000	92,600
State Street Corp		80,000.000				2,000,000	2,002,400	2,400
Texas Capital Bancshares		40,000.000				990,000	1,007,200	17,200
Wells Fargo & Co		20,000.000				483,000	510,000	27,000
						<u>61,315,825</u>	<u>59,848,826</u>	<u>(1,466,999)</u>
Mutual Funds								
American Funds CI A								
American Balanced Fund - Class A		709.305				12,142	17,421	5,279
AMCAP Fund - C		2,474.970				49,083	63,656	14,573
The Growth Fund of America - Class A		232.638				7,634	10,406	2,772
The Growth Fund of America - Class A		13,426.808				440,579	600,581	160,002
The New Economy Fund-C		1,867.279				46,064	68,865	22,801



UTAH STATE UNIVERSITY  
OTHER INVESTMENTS PORTFOLIO  
30 June 2015

Schedule C-1-A  
Page 3 of 4

Description	Face Value	Number of Shares	Interest Rate	Date Acquired	Maturity Date	Cost	Fair Value	Unrealized Gain/(Loss)
Mutual Funds (continued)								
American Funds CI A								
New World Fund-C		1,060.600				\$43,462	\$56,275	\$12,813
Washington Mutual Investors Fund-C		1,444.583				45,157	57,466	12,309
Commonfund								
CEU Title III								
Multi-Strategy Bond		356,283.099				4,457,221	5,263,626	806,405
Multi-Strategy Equity		44,516.197				4,173,587	13,343,451	9,169,864
Putnam Funds Class A								
Putnam High Yield CI-A		2,932.881				22,030	22,876	846
Vanguard								
500 Index Fund Admiral Shares		130.485				14,867	24,839	9,972
Total Bond Market Index Fund Admiral Shares		1,553.280				16,938	16,651	(287)
500 Index Fund Admiral Shares		132.675				14,977	25,256	10,279
Total Bond Market Index Fund Admiral Shares		2,059.088				22,453	22,073	(380)
						<u>9,366,194</u>	<u>19,593,442</u>	<u>10,227,248</u>
Alternatives								
Morgan Stanley Smith Barney								
MS Opp Mortgage Inc Fund						2,000,000	2,159,011	159,011
TriCor								
Inland America Real Estate Trust		18,843.839				132,246	75,375	(56,871)
Xenia		2,355.000				51,987	53,576	1,589
vSpring								
Kickstart Seed Fund 1, L.P.						154,297	211,271	56,974
Woodbury								
Woodbury Strategic Partners Fund						777,494	869,967	92,473
WSP Wilmington, Phase I						35,000	35,000	0
WSP Wilmington, Phase II						465,000	465,000	0
						<u>3,616,024</u>	<u>3,869,200</u>	<u>253,176</u>

UTAH STATE UNIVERSITY  
OTHER INVESTMENTS PORTFOLIO  
30 June 2015

Schedule C-1-A  
Page 4 of 4

Description	Face Value	Number of Shares	Interest Rate	Date Acquired	Maturity Date	Cost	Fair Value	Unrealized Gain/(Loss)
<b>Money Market / Cash</b>								
Edward Jones						\$2	\$2	\$0
Morgan Stanley Bank N.A.						66,032	66,032	0
Morgan Stanley						8	8	0
SEI - Prime Obligation Fund						75	75	0
Wells Fargo - Cash						<u>570,346</u>	<u>570,346</u>	<u>0</u>
						<u>636,463</u>	<u>636,463</u>	<u>0</u>
<b>Receivable / In Transit / Unsettled Purchases</b>								
Commonfund						93,662	93,662	0
Wells Fargo - Receivable						497,007	497,007	0
U.S. Treasury Bond						1,000	1,000	0
U.S. West Communication						90	90	0
						<u>591,759</u>	<u>591,759</u>	<u>0</u>
<b>Total Other Investments</b>						<u><u>\$76,500,840</u></u>	<u><u>\$85,525,373</u></u>	<u><u>\$9,024,533</u></u>

UTAH STATE UNIVERSITY  
SUMMARY OF OTHER INVESTMENT TRANSACTIONS  
For the Month of June 2015

Schedule C-2  
Page 1 of 2

	Purchases		Sales			Earnings
	Shares	Cost	Shares	Cost	Receipts	
<u>Other Investments</u>						
Corporate Bonds and Notes						
U.S. Treasury Bond						\$644
U.S. West Communications						60
Common and Preferred Stock						
Edward Jones						
Pioneer Bond Fund C						1
Morgan Stanley						
Abbott Laboratories	135	\$6,516	135	\$6,516	\$6,397	(\$119)
Nextera Energy Inc Com	1,100	111,892	1,100	111,892	110,816	(1,076)
Utah Public Treasurers'						
Investment Fund		387				387
Fixed Income						
Chicago Ill Genl Obligation Bonds				0	(7)	(7)
JP Morgan Chase & Co 6.100	20,000.000	494,000				
Wells Fargo - Earnings						270,550
Mutual Funds						
American Balanced Fund - Class A						71
AMCAP Fund - C	87.032	2,292				2,292
Washington Mutual Investors Fund-C	3.616	148				148
Commonfund						
CEU Title III						
Multi-Strategy Bond			86.927	983	1,284	301
Multi-Strategy Equity			11.458	702	3,435	2,733
Putnam Funds Class A						
Putnam High Yield CI-A	38.560	305				305
Vanguard						
500 Index Fund Admiral Shares	0.607	118				118
Total Bond Market Index Fund Admiral Shares	9.217	100				100
500 Index Fund Admiral Shares	0.617	120				120
Total Bond Market Index Fund Admiral Shares	12.218	132				132
Alternatives						
TriCor						
Inland America Real Estate Trust						204
Woodbury						
Woodbury Strategic Partners Fund				41,914	41,914	0
Money Market / Cash						
Edward Jones		1				
Morgan Stanley Bank N.A.		1				1
Morgan Stanley				4,000	4,000	0
Wells Fargo - Cash		1,011,780		539,752	539,752	0

UTAH STATE UNIVERSITY

SUMMARY OF OTHER INVESTMENT TRANSACTIONS  
For the Month of June 2015

Schedule C-2  
Page 2 of 2

	Purchases		Sales			Earnings	
	Shares	Cost	Shares	Cost	Receipts		Gain/(Loss)
<u>Other Investments</u>							
Receivable / In Transit / Unsettled Purchases							
Commonfund		\$93,661					
Wells Fargo - Receivable		269,374		\$472,028	\$472,028	\$0	
U.S. Treasury Bond		644					
U.S. West Communication		90					
Total Other Investments		<u>\$1,991,561</u>		<u>\$1,177,787</u>	<u>\$1,179,619</u>	<u>\$1,832</u>	<u>\$311,746</u>

UTAH STATE UNIVERSITY  
 ENDOWMENT TRUSTS  
 SUMMARY REPORT OF INVESTMENTS AND INVESTMENT INCOME

Schedule D-1

	Beginning Fair Value	Purchases	Sales Proceeds	Change in Fair Value	Ending Fair Value	Average Daily Fair Value	Total Interest and Dividends	Realized Gain or (Loss)	Total Realized Income	Less Expenses	Net Realized Income/(Loss)
Jul 2014	\$6,933,646	\$23,424	\$53,691	(\$167,062)	\$6,736,317	\$6,834,982	\$27,270	\$514	\$27,784	\$595	\$27,189
Aug 2014	6,736,317	471,057	449,327	226,487	6,984,534	6,860,426	29,111	25,666	54,777	(30)	54,807
Sep 2014	6,984,534	241,991	203,977	(334,490)	6,688,058	6,836,296	27,926	10,144	38,070	(28)	38,098
Oct 2014	6,688,058	963,111	947,414	(7,935)	6,695,820	6,691,939	29,387	(9,213)	20,174	997	19,177
Nov 2014	6,695,820	720,855	692,330	(181,279)	6,543,066	6,619,443	29,348	105,338	134,686	(29)	134,715
Dec 2014	6,543,066	667,950	642,123	(216,273)	6,352,620	6,447,843	14,666	48,399	63,065	(30)	63,095
Jan 2015	6,352,620	437,583	413,198	(81,659)	6,295,346	6,323,983	19,794	39,357	59,151	625	58,526
Feb 2015	6,295,346	27,935	123,400	269,415	6,469,296	6,382,321	23,686	0	23,686	30	23,656
Mar 2015	6,469,296	28,156	0	(231,670)	6,265,782	6,367,539	21,411	(4,718)	16,693	(16)	16,709
Apr 2015	6,265,782	408,774	499,264	251,445	6,426,737	6,346,260	27,845	61,527	89,372	609	88,763
May 2015	6,426,737	868,178	840,754	(90,085)	6,364,076	6,395,407	26,780	(47,279)	(20,499)	(17)	(20,482)
Jun 2015	6,364,076	281,456	214,115	(268,226)	6,163,191	6,263,634	31,080	(5,763)	25,317	24	25,293
	<u>\$6,933,646</u>	<u>\$5,140,470</u>	<u>\$5,079,593</u>	<u>(\$831,332)</u>	<u>\$6,163,191</u>	<u>\$6,530,839</u>	<u>\$308,304</u>	<u>\$223,972</u>	<u>\$532,276</u>	<u>\$2,730</u>	<u>\$529,546</u>

Comparative Totals:

Year-to-date											
FY 2014-15	\$6,933,646	\$5,140,470	\$5,079,593	(\$831,332)	\$6,163,191	\$6,530,839	\$308,304	\$223,972	\$532,276	\$2,730	\$529,546
FY 2013-14	8,074,460	6,379,563	8,074,340	553,963	6,933,646	8,352,836	459,411	455,834	915,245	2,319	912,926
Amt Change					(770,455)	(1,821,997)	(151,107)	(231,862)	(382,969)	411	(383,380)
% Change					-11.11%	-21.81%	-32.89%	-50.87%	-41.84%	17.72%	-41.99%

Note: Endowment Trusts include externally managed endowment trusts.

UTAH STATE UNIVERSITY  
 ENDOWMENT TRUSTS PORTFOLIO  
 30 June 2015

Schedule D-1-A  
 Page 1 of 3

Description	Number of Shares	Cost	Fair Value	Unrealized Gain/(Loss)
Common and Preferred Stock				
Alerian Mlp ETF	5,400.000	\$92,310	\$84,024	(\$8,286)
Altria Group Inc.	1,000.000	16,108	48,910	32,802
Apple Inc	3,150.000	252,322	395,089	142,767
AT & T Inc	5,300.000	174,711	188,256	13,545
BCE Inc (NEW)	4,900.000	214,422	208,250	(6,172)
Blackstone Group LP	12,800.000	546,594	523,136	(23,458)
BP Plc. Ads	8,000.000	402,692	319,680	(83,012)
CenturyLink Inc.	6,800.000	248,010	199,784	(48,226)
Chevron Corp	3,100.000	318,906	299,057	(19,849)
Columbia PPTY TR Inc Com New	7,000.000	175,153	171,850	(3,303)
ConocoPhillips	4,500.000	285,535	276,345	(9,190)
General Electric	17,900.000	178,339	475,603	297,264
Glaxosmithkline PLC ADS	8,400.000	392,297	349,860	(42,437)
JP Morgan Chase & Co	4,000.000	145,207	269,420	124,213
Merck & Co Inc. New Com	10,200.000	425,455	580,686	155,231
PBF Energy Inc	8,800.000	206,400	250,096	43,696
Prospect Capital Corp	19,500.000	203,690	143,715	(59,975)
SeaDrill Ltd.	12,500.000	404,045	129,250	(274,795)
SeaDrill Partners LLC	16,500.000	468,619	203,610	(265,009)
Synchrony Financial	9,000.000	229,099	296,370	67,271
Verizon Communications	3,782.000	187,010	176,279	(10,731)
Vodafone Group PLC	4,527.000	239,344	165,009	(74,335)
Acadian Emerging Markets	106.974	2,042	1,992	(50)
Causeway Intl Value Fund I	185.651	3,006	2,887	(119)
Delaware US Growth Fd	57.188	1,252	1,628	376
Goldman Sacs Small Cap Value Fund	10.048	504	573	69
Harbor International Fund Class	45.562	2,884	3,171	287
Invesco Small Cap Growth Fund	15.317	550	652	102
JP Morgan Small Cap Equity Fund	31.726	1,407	1,596	189
Lazard Intl Equity Port - Instl #632	158.643	2,797	2,900	103
MFS Value Fund	76.469	2,205	2,689	484

UTAH STATE UNIVERSITY  
 ENDOWMENT TRUSTS PORTFOLIO  
 30 June 2015

Schedule D-1-A  
 Page 2 of 3

Description	Number of Shares	Cost	Fair Value	Unrealized Gain/(Loss)
<b>Common and Preferred Stock</b>				
Northern Mid Cap Index Fund	290.067	\$4,309	\$5,288	\$979
T Rowe Price Equity Income	87.183	2,589	2,790	201
T Rowe Price Institutional Large CP Growth	102.618	2,122	2,999	877
Vanguard 500 Index Fund - Adm #540	57.397	8,819	10,926	2,107
Wells Fargo Advantage Growth Fund	32.167	1,483	1,719	236
Acadian Emerging Markets	106.957	2,042	1,992	(50)
Causeway Intl Value Fund I	185.621	3,005	2,886	(119)
Delaware US Growth Fd	57.179	1,252	1,627	375
Goldman Sacs Small Cap Value Fund	10.046	504	573	69
Harbor International Fund Class	45.555	2,883	3,171	288
Invesco Small Cap Growth Fund	15.311	550	652	102
JP Morgan Small Cap Equity Fund	31.721	1,407	1,596	189
Lazard Intl Equity Port - Instl #632	158.618	2,796	2,899	103
MFS Value Fund	76.458	2,205	2,689	484
Northern Mid Cap Index Fund	290.020	4,309	5,287	978
T Rowe Price Equity Income	87.169	2,589	2,789	200
T Rowe Price Institutional Large CP Growth	102.601	2,122	2,998	876
Vanguard 500 Index Fund - Adm #540	57.388	8,818	10,924	2,106
Wells Fargo Advantage Growth Fund	32.163	1,482	1,719	237
		<u>5,878,201</u>	<u>5,837,891</u>	<u>(40,310)</u>
<b>Mutual Funds</b>				
Dodge & Cox Income Fund Com #147	2,318.720	32,220	31,535	(685)
Federated Total Return Bond Fund	2,904.179	32,988	31,626	(1,362)
Metropolitan West Total Return Bond Fund	2,907.481	31,805	31,430	(375)
Wells Fargo Advantage Core Bond Fund	2,491.176	31,950	31,563	(387)
Dodge & Cox Income Fund Com #147	2,318.350	32,215	31,529	(686)
Federated Total Return Bond Fund	2,903.710	32,982	31,621	(1,361)
Metropolitan West Total Return Bond Fund	2,907.015	31,800	31,425	(375)
Wells Fargo Advantage Core Bond Fund	2,490.779	31,945	31,558	(387)
		<u>257,905</u>	<u>252,287</u>	<u>(5,618)</u>

UTAH STATE UNIVERSITY  
 ENDOWMENT TRUSTS PORTFOLIO  
 30 June 2015

Schedule D-1-A  
 Page 3 of 3

Description	Number of Shares	Cost	Fair Value	Unrealized Gain/(Loss)
Money Market & Cash Funds				
Morgan Stanley Bank N.A.		\$15,547	\$15,547	\$0
Wells Fargo #451		4,818	4,818	0
Wells Fargo #451		4,817	4,817	0
		<u>25,182</u>	<u>25,182</u>	<u>0</u>
Receivable				
Morgan Stanley		47,831	47,831	0
		<u>47,831</u>	<u>47,831</u>	<u>0</u>
Total Endowment Trusts		<u>\$6,209,119</u>	<u>\$6,163,191</u>	<u>(\$45,928)</u>



UTAH STATE UNIVERSITY  
SUMMARY OF ENDOWMENT TRUST INVESTMENT TRANSACTIONS  
For the Month of June 2015

Schedule D-2  
Page 1 of 1

Endowment Trusts	Purchases		Sales				Earnings
	Shares	Cost	Shares	Cost	Receipts	Gain/(Loss)	
Common and Preferred Stock							
Alerian Mlp ETF			5,400.000	\$92,310	\$86,562	(\$5,748)	
Blackstone Group LP	3,000.000	\$127,264					
MFS Value Fund	0.357	13					
T Rowe Price Equity Income	0.452	14					
Vanguard 500 Index Fund - Adm #540	0.267	52					
Harbor International Fund Class				0	(36)	(36)	
MFS Value Fund	0.357	13					
T Rowe Price Equity Income	0.452	14					
Vanguard 500 Index Fund - Adm #540	0.267	52					
Funds held at Morgan Stanley - Dividends							\$27,503
Funds held at Wells Fargo - Dividends							1,903
Mutual Funds							
Dodge & Cox Income Fund Com #147	16.096	219					
Federated Total Return Bond Fund	8.010	85		(3)		3	
Metropolitan West Total Return Bond Fund	5.257	57		(1)		1	
Wells Fargo Advantage Core Bond Fund	3.344	36		(7)		7	
Dodge & Cox Income Fund Com #147	16.093	219					
Federated Total Return Bond Fund	8.005	85		(3)		3	
Metropolitan West Total Return Bond Fund	5.257	57					
Wells Fargo Advantage Core Bond Fund	3.344	36		(7)		7	
Funds held at Wells Fargo - Dividends							1,673
Money Market & Cash Funds							
Morgan Stanley Bank N.A.		105,361		127,589	127,589	0	1
Wells Fargo #451		24					
Wells Fargo #451		24					
Receivable							
Morgan Stanley		47,831					
Total Endowment Trusts		<u>\$281,456</u>		<u>\$219,878</u>	<u>\$214,115</u>	<u>(\$5,763)</u>	<u>\$31,080</u>

UTAH STATE UNIVERSITY  
PLANT FUND TRUSTS  
SUMMARY REPORT OF INVESTMENTS AND INVESTMENT INCOME

Schedule E-1

	Beginning Fair Value	Purchases	Sales Proceeds	Change in Fair Value	Ending Fair Value	Average Daily Fair Value	Total Interest Income	Realized Gain or (Loss)	Total Realized Income	Less Expenses	Net Realized Income/(Loss)
Jul 2014	\$36,208,787	\$25,129	\$71,429	(\$2,047)	\$36,160,440	\$36,158,288	\$32,918		\$32,918		\$32,918
Aug 2014	36,160,440	12,063	0	140,730	36,313,233	36,177,043	32,940		32,940		32,940
Sep 2014	36,313,233	3,353,397	3,605,079	(15,464)	36,046,087	36,789,413	32,877		32,877		32,877
Oct 2014	36,046,087	235,832	1,252,615	55,871	35,085,175	35,019,163	32,778		32,778		32,778
Nov 2014	35,085,175	16,549,252	13,943,776	39,454	37,730,105	36,308,738	32,889		32,889		32,889
Dec 2014	37,730,105	3,335,481	11,581,510	33,503	29,517,579	30,860,047	31,526		31,526		31,526
Jan 2015	29,517,579	22,321	5,825	92,128	29,626,203	29,532,914	30,930		30,930		30,930
Feb 2015	29,626,203	2,547,779	5,075,408	(88,575)	27,009,999	28,544,242	29,728		29,728		29,728
Mar 2015	27,009,999	7,433,906	8,826,557	26,816	25,644,164	26,591,445	30,322		30,322		30,322
Apr 2015	25,644,164	904,199	2,488,537	(56,975)	24,002,851	24,043,725	28,873		28,873		28,873
May 2015	24,002,851	4,827,961	5,903,276	(40,446)	22,887,090	23,713,401	28,992		28,992		28,992
Jun 2015	22,887,090	548,733	3,376,354	(78,237)	19,981,232	21,378,079	27,910		27,910		27,910
	<u>\$36,208,787</u>	<u>\$39,796,053</u>	<u>\$56,130,366</u>	<u>\$106,758</u>	<u>\$19,981,232</u>	<u>\$30,426,375</u>	<u>\$372,683</u>	<u>\$0</u>	<u>\$372,683</u>	<u>\$0</u>	<u>\$372,683</u>

Comparative Totals:

Year-to-date

FY 2014-15	\$36,208,787	\$39,796,053	\$56,130,366	\$106,758	\$19,981,232	\$30,426,375	\$372,683	\$0	\$372,683	\$0	\$372,683
FY 2013-14	3,208,438	138,215,766	105,344,013	128,596	36,208,787	38,851,979	396,884	0	396,884	0	396,884
Amt Change					(16,227,555)	(8,425,604)	(24,201)	0	(24,201)	0	(24,201)
% Change					-44.82%	-21.69%	-6.10%	0.00%	-6.10%	0.00%	-6.10%

Note: Plant Fund Trusts include all debt service reserve and construction fund accounts in compliance with bond issue covenants.

UTAH STATE UNIVERSITY  
PLANT TRUSTS PORTFOLIO  
30 June 2015

Schedule E-1-A

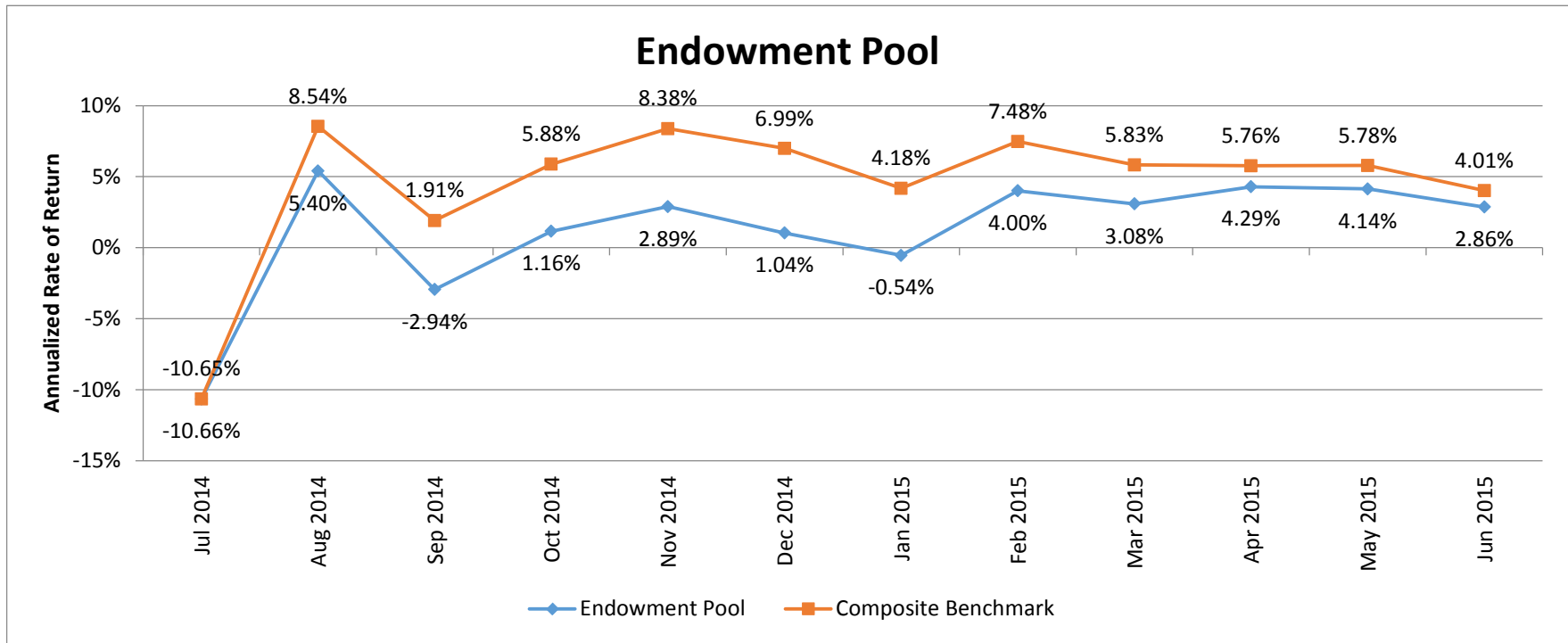
Description	Face Value	Number of Shares	Interest Rate	Date Acquired	Maturity Date	Cost	Fair Value	Unrealized Gain/(Loss)
Wells Fargo								
Build America Bonds	1,645,000		6.20%	05/15/09	04/01/30	\$1,676,255	\$1,779,956	\$103,701
Federal National Mortgage Association	500,000		2.33%	04/12/12	10/12/23	500,000	487,560	(12,440)
Federal National Mortgage Association	1,495,000		3.00%	08/29/13	04/18/33	1,327,560	1,453,738	126,178
Federal Home Loan Bank	840,000		2.80%	03/14/13	03/14/25	840,000	818,866	(21,134)
Riverton City Bonds	1,300,000		5.25%	08/14/13	12/01/39	1,355,276	1,459,952	104,676
Heritage Money Market			Variable			7	7	0
						<u>5,699,098</u>	<u>6,000,079</u>	<u>300,981</u>
Public Treasurers' Investment Fund								
Utah Public Treasurers' Investment Fund			0.553%			13,921,974	13,921,974	0
						<u>13,921,974</u>	<u>13,921,974</u>	<u>0</u>
Accounts Receivable								
Wells Fargo - Build America Bonds						25,497	25,497	0
Wells Fargo - Federal National Mortgage Association						13,949	13,949	0
Wells Fargo - Federal Home Loan Bank						6,991	6,991	0
Wells Fargo - Riverton City Bonds						5,687	5,687	0
Utah Public Treasurer's Investment Fund						7,055	7,055	0
						<u>59,179</u>	<u>59,179</u>	<u>0</u>
Total Plant Trusts						<u>\$19,680,251</u>	<u>\$19,981,232</u>	<u>\$300,981</u>

UTAH STATE UNIVERSITY  
SUMMARY OF PLANT TRUST INVESTMENT TRANSACTIONS  
For the Month of June 2015

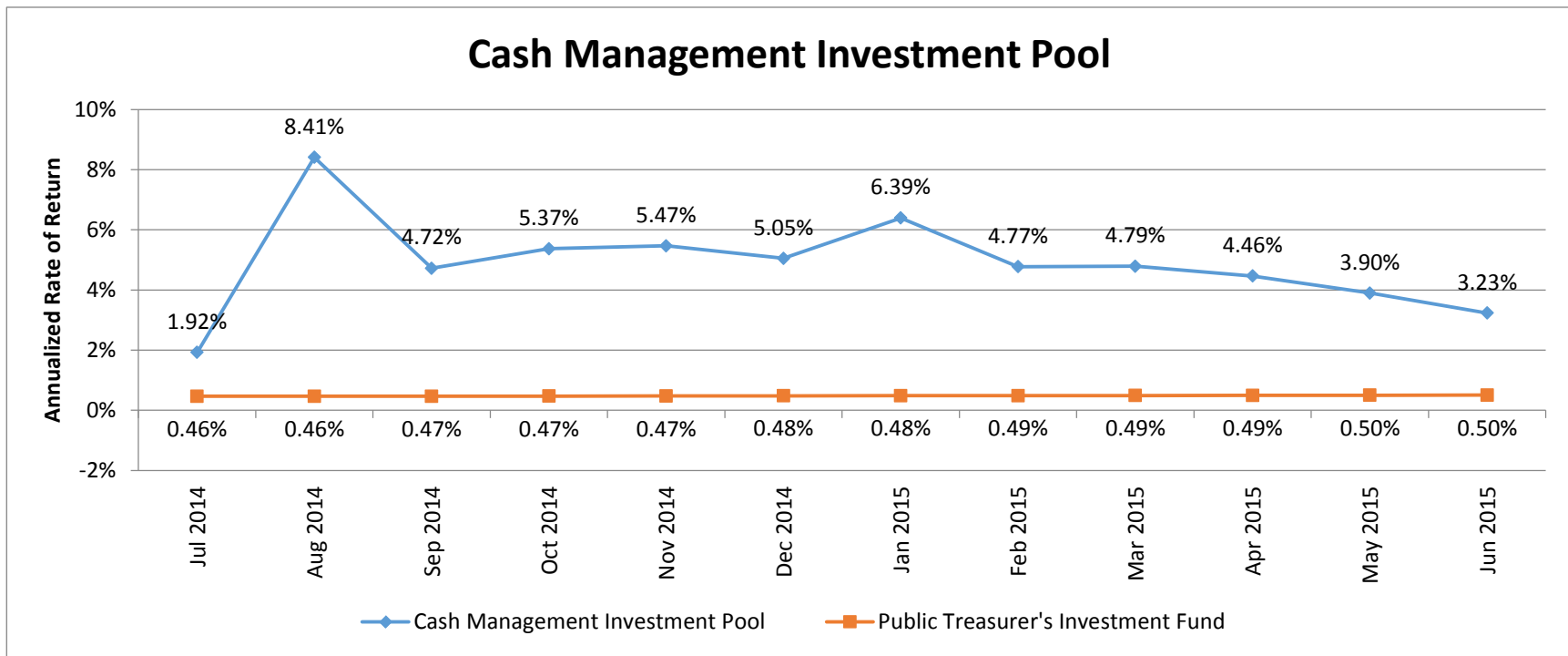
Schedule E-2

	Purchases		Sales			Earnings	
	Shares	Cost	Shares	Cost	Receipts		Gain/(Loss)
<u>Plant Trusts</u>							
Wells Fargo							
Build America Bonds						\$8,499	
Federal National Mortgage Association						4,708	
Federal Home Loan Bank						1,960	
Riverton City Bonds						5,688	
Heritage Money Market		\$2		\$413,169	\$413,169	\$0	
Cash		447,292		1,535,188	1,535,188	0	
Utah Public Treasurers' Investment Fund		42,260		1,427,997	1,427,997	0	
Accounts Receivable							
Wells Fargo - Build America Bonds		25,497					
Wells Fargo - Federal National Mortgage Association		13,949					
Wells Fargo - Federal Home Loan Bank		6,991					
Wells Fargo - Riverton City Bonds		5,687					
Utah Public Treasurer's Investment Fund		7,055					
Total Plant Trusts		<u>\$548,733</u>		<u>\$3,376,354</u>	<u>\$3,376,354</u>	<u>\$0</u>	<u>\$27,910</u>

Summary of Total Investment Returns  
 Endowment Pool  
 Fiscal Year-to-Date Annualized Rate of Return

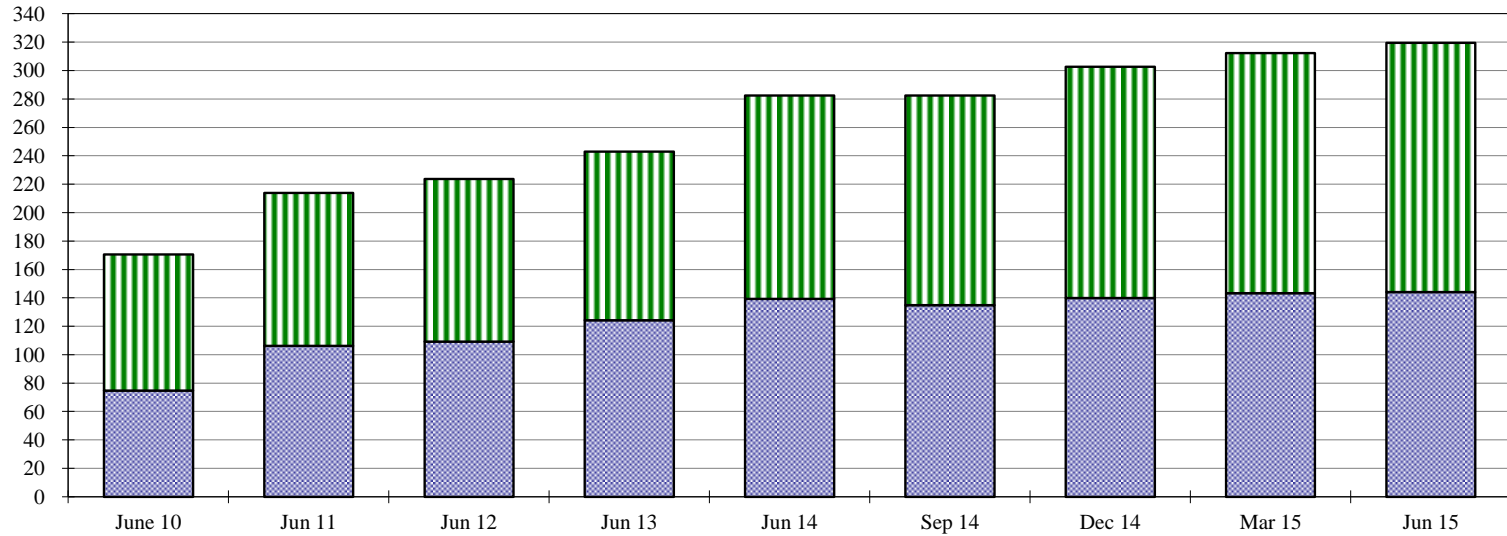


Summary of Total Investment Returns  
 Cash Management Investment Pool  
 Fiscal Year-to-Date Annualized Rate of Return



# Endowment Funds

Millions of Dollars



	Fair Value	Fair Value	Fair Value	Fair Value	Fair Value	Fair Value	Fair Value	Fair Value
Quasi Endowment	\$95.7	\$107.5	\$114.3	\$118.7	\$143.1	\$147.6	\$162.7	\$175.5
True Endowment	74.9	106.4	109.4	124.3	139.4	134.9	140.0	144.1
Total	\$170.6	\$213.9	\$223.7	\$243.0	\$282.5	\$282.5	\$302.7	\$319.6

\*As of July 1, 2010 the balances above reflect USU and USU-CEU's Endowment balances.

**ITEM FOR ACTION**

**RE: Report of Investments for July 2015**

The Report of Investments for July 2015 is submitted to the Board of Trustees for consideration. It has received the appropriate administrative review and approval.

**EXECUTIVE SUMMARY**

This set of investment reports presents investment activity for July 2015 and comparative year-to-date totals for FY 2015-2016 and FY 2014-2015.

**CASH MANAGEMENT INVESTMENT POOL**

The average daily fair value invested during July 2015 was \$297,423,682, down \$985,601 from June 2015. Total investment income was \$1,353,458, up \$2,425,839 over June 2015, reflecting the decrease in the amount available for investing and an increase in total investment return. The annualized total investment return was 5.46%, up 9.77% over June 2015.

Year-to-date numbers show that the average daily fair value invested for FY 2015-2016 was \$297,423,682, up \$10,753,048 (3.75%) over FY 2014-2015. Total interest income for FY 2015-2016 amounted to \$451,055, down \$52,833 (10.49%) from FY 2014-2015, reflecting an increase in the amount available for investing and a decrease in interest rates.

The total amount invested at 31 July 2015 was \$296,212,724, up \$23,070,928 (8.45%) over 31 July 2014.

**ENDOWMENT POOL**

The average daily fair value invested during July 2015 was \$140,382,437, down \$6,157,457 from June 2015. Interest and dividend income of \$347,424 minus net realized losses of \$8,843 totaled \$338,581 in realized income for the month.

Year-to-date numbers show that the average daily fair value invested for FY 2015-2016 was \$140,382,437, up \$7,474,815 (5.62%) over FY 2014-2015. Total realized income for FY 2015-2016 was \$338,581, up \$151,413 (80.90%) over FY 2014-2015. This increase resulted from \$151,091 more in interest and dividends and \$322 more net realized gains during FY 2015-2016.

The total amount invested at 31 July 2015 was \$140,647,017, up \$8,332,557 (6.30%) over 31 July 2014.



## OTHER INVESTMENTS

The average daily fair value invested during July 2015 was \$85,843,129, down \$41,336 from June 2015. Interest and dividend income of \$369,263 plus net realized gains of \$3,153 totaled \$372,416 in realized income for the month.

Year-to-date numbers show that the average daily fair value invested for FY 2015-2016 was \$85,843,129, up \$29,597,645 (52.62%) over FY 2014-2015. Total realized income for FY 2015-2016 was \$372,416, up \$177,994 (91.55%) over FY 2014-2015. This increase resulted from \$177,748 more in interest and dividend income and \$246 more in net realized gains during FY 2015-2016.

The total amount invested at 31 July 2015 was \$86,160,885, up \$28,079,453 (48.34%) over 31 July 2014.

## ENDOWMENT TRUSTS

The average daily fair value invested during July 2015 was \$6,134,204 down \$129,430 from June 2015. Interest and dividend income of \$23,699 plus net realized gains of \$35,725 totaled \$59,424 in realized income for the month.

Year-to-date numbers show that the average daily fair value invested for FY 2015-2016 was \$6,134,204, down \$700,778 (10.25%) from FY 2014-2015. Total realized income for FY 2015-2016 was \$59,424, up \$31,640 (113.88%) over FY 2014-2015. This increase resulted from \$3,571 less interest and dividend income and \$35,211 more net realized gains during FY 2015-2016.

The total amount invested at 31 July 2015 was \$6,105,217, down \$631,100 (9.37%) from 31 July 2014.

## PLANT FUND TRUSTS

The average daily fair value invested during July 2015 was \$37,716,343, up \$16,338,264 over June 2015. Interest income totaled \$27,706 in realized income for the month.

Year-to-date numbers show that the average daily fair value invested for FY 2015-2016 was \$37,716,343, up \$1,558,055 (4.31%) over FY 2014-2015. Total realized income for FY 2015-2016 was \$27,706, down \$5,212 (15.83%) from FY 2014-2015. This decrease reflects the increased amount available for investing and a decrease in the rate of return.

The total amount invested at 31 July 2015 was \$43,901,186, up \$7,740,746 (21.41%) over 31 July 2014.

## SUMMARY OF INVESTMENT TRANSACTIONS

The University's average daily fair value invested for the month of July was \$567,499,795. Purchases totaled \$66,997,488 and sales totaled \$41,540,838. From this activity the University realized net gains of \$30,035 and earnings of \$1,219,147.

## RECOMMENDATION

The President and Vice President for Business and Finance recommend that the Board of Trustees approve the Report of Investments for July 2015.

**RESOLUTION  
UTAH STATE UNIVERSITY  
BOARD OF TRUSTEES**

WHEREAS, The attached Report of Investments containing authorized transactions, documentation, and supporting papers has been filed for review by the Board of Trustees pertaining to the investment activities; and

WHEREAS, The investment transactions listed on the attached Report of Investments have been approved by the USU Controller's Office; and

WHEREAS, The investment activities listed on the attached Report of Investments are in accordance with the Utah State Money Management Act, the rules of the Utah State Money Management Council, the Utah State Uniform Prudent Management of Institutional Funds Act, and the laws and rules of Utah State University and the State of Utah; and

WHEREAS, The Chief Financial Officer for Utah State University, David T. Cowley, Vice President for Business and Finance, has certified to the best of his knowledge and belief all investment transactions listed on the attached Report of Investments were made in accordance with the guidelines, rules, and laws; and

WHEREAS, Vice President Cowley requests approval of the attached Report of Investments for the period 1 July 2015 to 31 July 2015 and comparative year-to-date totals for the periods 1 July 2015 to 31 July 2015 and 1 July 2014 to 31 July 2014; and

WHEREAS, The President of Utah State University has reviewed the attached report and recommends its approval by the Utah State University Board of Trustees; and

WHEREAS, The USU Board of Trustees has reviewed and given due consideration, review, and authorization of the investment transactions listed on the attached Report of Investments for the period 1 July 2015 to 31 July 2015 and comparative year-to-date totals for the periods 1 July 2015 to 31 July 2015 and 1 July 2014 to 31 July 2014;


NOW, THEREFORE, BE IT RESOLVED, That the USU Board of Trustees hereby approves the attached Report of Investments as presented and ratifies the transactions listed on said Report of Investments for July 2015.

=====  
RESOLUTION APPROVED BY THE USU BOARD OF TRUSTEES:

\_\_\_\_\_  
Date


UTAH STATE UNIVERSITY  
REPORT OF INVESTMENTS  
JULY 2015

The following schedules (A through E2) provide a report of the University's Investments. To the best of my knowledge, Utah State University is in compliance with the Utah State Money Management Act and the rules of the Utah State Money Management Council and the Utah State Uniform Prudent Management of Institutional Funds Act.



---

Danford R. Christensen  
Controller  
10/19/15  
Date



---

David T. Cowley  
Vice President for Business and Finance  
10/19/15  
Date

UTAH STATE UNIVERSITY  
 CASH MANAGEMENT INVESTMENT POOL  
 SUMMARY REPORT OF INVESTMENTS AND INVESTMENT INCOME

Schedule A-1

	Beginning Fair Value	Purchases	Sales Proceeds	Change in Fair Value	Ending Fair Value	Average Daily Fair Value	Total Interest Income	Less Service Charges	Net Interest Income
Jul 2015	\$294,364,021	\$14,946,300	\$14,000,000	\$902,403	\$296,212,724	\$297,423,682	\$451,055	\$1,929	\$449,126
Aug 2015									
Sep 2015									
Oct 2015									
Nov 2015									
Dec 2015									
Jan 2016									
Feb 2016									
Mar 2016									
Apr 2016									
May 2016									
Jun 2016									

Comparative Totals:

Year-to-date									
FY 2015-16	\$294,364,021	\$14,946,300	\$14,000,000	\$902,403	\$296,212,724	\$297,423,682	\$451,055	\$1,929	\$449,126
FY 2014-15	275,112,783	12,984,743	15,000,000	44,270	273,141,796	286,670,634	503,888	199	503,689
Amt Change					23,070,928	10,753,048	(52,833)	1,730	(54,563)
% Change					8.45%	3.75%	-10.49%	869.35%	-10.83%

Note: The Cash Management Investment Pool includes cash of all funds over estimated daily operating requirements.

UTAH STATE UNIVERSITY  
CASH MANAGEMENT INVESTMENT POOL  
SUMMARY OF INVESTMENT TRANSACTIONS AND PERFORMANCE  
For the Month of July 2015

Schedule A-2

	Purchases	Sales		Earnings	Change in Fair Value	Total Investment Income	Average Daily Fair Value	Annualized Total Investment Return
		Cost	Receipts					
Money Market Account				\$5,025		\$5,025	\$11,100,000	0.54%
Utah Public Treasurers' Investment Fund		\$5,000,000	\$5,000,000	20,263		20,263	41,196,774	0.59%
Commercial Paper and Corporate Notes	\$9,946,300	4,000,000	4,000,000	65,634	(\$88,543)	(22,909)	65,273,866	-0.42%
Obligations of U. S. Government	5,000,000	5,000,000	5,000,000	295,719	927,187	1,222,906	162,557,742	9.03%
Municipal Bonds				64,414	63,758	128,172	17,295,300	8.89%
Total	<u>\$14,946,300</u>	<u>\$14,000,000</u>	<u>\$14,000,000</u>	<u>\$451,055</u>	<u>\$902,403</u>	<u>\$1,353,458</u>	<u>\$297,423,682</u>	5.46%

UTAH STATE UNIVERSITY  
SUMMARY OF CASH MANAGEMENT INVESTMENT POOL TRANSACTIONS  
For the Month of July 2015

Schedule A-3

	Purchases		Sales			Earnings	
	Shares	Cost	Shares	Cost	Receipts		Gain/(Loss)
<u>Cash Management Investment Pool</u>							
Money Market Account						\$5,025	
Utah Public Treasurers' Investment Fund				\$5,000,000	\$5,000,000	\$0	20,263
Commercial Paper & Corporate Notes		\$9,946,300		4,000,000	4,000,000	0	65,634
Obligations of U. S. Government		5,000,000		5,000,000	5,000,000	0	295,719
Municipal Bonds							64,414
Total Cash Management Investment Pool		<u>\$14,946,300</u>		<u>\$14,000,000</u>	<u>\$14,000,000</u>	<u>\$0</u>	<u>\$451,055</u>

UTAH STATE UNIVERSITY  
 ENDOWMENT POOL  
 SUMMARY REPORT OF INVESTMENTS AND INVESTMENT INCOME

Schedule B-1

	Beginning Fair Value	Purchases	Sales Proceeds	Change in Fair Value	Ending Fair Value	Average Daily Fair Value	Total Interest and Dividends	Realized Gain or (Loss)	Total Realized Income	Less Expenses	Net Realized Income/(Loss)
*Jul 2015	\$140,117,856	\$2,520,525	\$2,173,100	\$181,736	\$140,647,017	\$140,382,437	\$347,424	(\$8,843)	\$338,581	\$0	\$338,581
Aug 2015											
Sep 2015											
Oct 2015											
Nov 2015											
Dec 2015											
Jan 2016											
Feb 2016											
Mar 2016											
Apr 2016											
May 2016											
Jun 2016											

Comparative Totals:

Year-to-date

FY 2015-16	\$140,117,856	\$2,520,525	\$2,173,100	\$181,736	\$140,647,017	\$140,382,437	\$347,424	(\$8,843)	\$338,581	\$0	\$338,581
FY 2014-15	133,500,784	1,244,185	1,104,204	(1,326,305)	132,314,460	132,907,622	196,333	(9,165)	187,168	0	187,168
Amt Change					8,332,557	7,474,815	151,091	322	151,413	0	151,413
% Change					6.30%	5.62%	76.96%	3.51%	80.90%	0.00%	80.90%

Note: The Endowment Pool includes endowment funds designated for long-term investment. Included in this pool are endowment funds invested in the University's Cash Management Investment Pool (CMIP) consisting of \$12,905,752 principal beginning balance, a \$13,243,574 ending balance, and a \$13,046,660 average daily balance for the current month. Current month interest and dividends from the CMIP were \$19,771 bringing the total to \$19,771 year-to-date. These amounts have also been reported in Schedules A-1 and A-2.

\*The July beginning fair value has been adjusted to reflect the amount distributed to expendable accounts at fiscal year end.



UTAH STATE UNIVERSITY  
SUMMARY OF ENDOWMENT POOL TRANSACTIONS  
For the Month of July 2015

Schedule B-2  
Page 1 of 1

Endowment Pool Transactions	Purchases		Sales			Earnings	
	Shares	Cost	Shares	Cost	Receipts		Gain/(Loss)
Cash Management Investment Pool							
Utah State University		\$359,301		\$41,250	\$41,250	\$0	\$19,771
CMP Interest		19,771					
Fixed Income funds							
Longfellow		651,589		687,142	678,299	(8,843)	28,081
Wells Fargo							
High Yield Bond Fund	3,576.547	37,535					42,330
Paydenfunds - Emerging Markets Bond Fund	948.867	12,677		21,606	21,606	0	(8,929)
Alternatives							
Commonfund							
CEP VIII		30,000					
CNR VIII		11,250					
CNR IX		26,250					
CVP X		30,000					
Solamere Capital							
Solamere Founders Fund I, LP				211,863	211,863	0	
Solamere Founders Fund II, LP		62,500					
Woodbury							
Woodbury Strategic Partners Fund, L.P.				93,146	93,146	0	261,277
WSP Centre Point Co-Investors, LLC							4,877
Money Market Funds							
Advantage Cash #451 - 05374002		41,250					2
Goldman Sachs Bank Deposit		15					15
Accrued Income / Other							
05374002							
Cash		318,727		160,000	160,000	0	
Wells Fargo - SPY				48,402	48,402	0	
Wells Fargo - High Yield		42,330		37,535	37,535	0	
Wells Fargo - MM		2		1	1	0	
Intransit from Ironsides				95,961	95,961	0	
Payable - Solamere		37,500					
05374004							
Cash		711,207		652,133	652,133	0	
Interest Accrual		28,621		32,908	32,908	0	
Payable / Receivable - 45656TAT5		100,000		99,996	99,996	0	
Total Endowment Pool Transactions		<u>\$2,520,525</u>		<u>\$2,181,943</u>	<u>\$2,173,100</u>	<u>(\$8,843)</u>	<u>\$347,424</u>

UTAH STATE UNIVERSITY  
OTHER INVESTMENTS  
SUMMARY REPORT OF INVESTMENTS AND INVESTMENT INCOME

Schedule C-1

	Beginning Fair Value	Purchases	Sales Proceeds	Change in Fair Value	Ending Fair Value	Average Daily Fair Value	Total Interest and Dividends	Realized Gain or (Loss)	Total Realized Income
Jul 2015	\$85,525,373	\$1,171,824	\$901,845	\$365,533	\$86,160,885	\$85,843,129	\$369,263	\$3,153	\$372,416
Aug 2015									
Sep 2015									
Oct 2015									
Nov 2015									
Dec 2015									
Jan 2016									
Feb 2016									
Mar 2016									
Apr 2016									
May 2016									
Jun 2016									

Comparative Totals:

Year-to-date									
FY 2015-16	\$85,525,373	\$1,171,824	\$901,845	\$365,533	\$86,160,885	\$85,843,129	\$369,263	\$3,153	\$372,416
FY 2014-15	54,409,537	5,141,387	694,520	(774,972)	58,081,432	56,245,485	191,515	2,907	194,422
Amt Change					28,079,453	29,597,645	177,748	246	177,994
% Change					48.34%	52.62%	92.81%	8.46%	91.55%

UTAH STATE UNIVERSITY  
SUMMARY OF OTHER INVESTMENT TRANSACTIONS  
For the Month of July 2015

Schedule C-2

	Purchases		Sales			Earnings	
	Shares	Cost	Shares	Cost	Receipts		Gain/(Loss)
<u>Other Investments</u>							
Corporate Bonds and Notes							
U.S. West Communications						\$60	
Utah Public Treasurers'							
Investment Fund		\$413				413	
Fixed Income							
Charles Schwab	20,000.000	500,000					
Wells Fargo - Earnings						211,650	
Mutual Funds							
Commonfund							
CEU Title III							
Multi-Strategy Bond			88.883	\$1,005	\$1,319	\$314	15,857
Multi-Strategy Equity			11.730	718	3,557	2,839	15,364
Alternatives							
Morgan Stanley Smith Barney							
MS Opp Mortgage Inc Fund						38,081	
TriCor							
Inland America Real Estate Trust						204	
Xenia						541	
Woodbury							
Woodbury Strategic Partners Fund				31,049	31,049	0	87,092
Money Market / Cash							
Morgan Stanley Bank N.A.		38,082					1
Wells Fargo - Cash		390,399					
Receivable / In Transit / Unsettled Purchases							
Commonfund		31,220		93,662	93,662	0	
Wells Fargo - Receivable		211,650		272,258	272,258	0	
Wells Fargo - Payable				500,000	500,000	0	
U.S. West Communication		60					
 Total Other Investments		<u>\$1,171,824</u>		<u>\$898,692</u>	<u>\$901,845</u>	<u>\$3,153</u>	<u>\$369,263</u>

UTAH STATE UNIVERSITY  
 ENDOWMENT TRUSTS  
 SUMMARY REPORT OF INVESTMENTS AND INVESTMENT INCOME

Schedule D-1

	Beginning Fair Value	Purchases	Sales Proceeds	Change in Fair Value	Ending Fair Value	Average Daily Fair Value	Total Interest and Dividends	Realized Gain or (Loss)	Total Realized Income	Less Expenses	Net Realized Income/(Loss)
Jul 2015	\$6,163,191	\$345,495	\$322,446	(\$81,023)	\$6,105,217	\$6,134,204	\$23,699	\$35,725	\$59,424	\$651	\$58,773
Aug 2015											
Sep 2015											
Oct 2015											
Nov 2015											
Dec 2015											
Jan 2016											
Feb 2016											
Mar 2016											
Apr 2016											
May 2016											
Jun 2016											
<hr/> <hr/>											
Comparative Totals:											
Year-to-date											
FY 2015-16	\$6,163,191	\$345,495	\$322,446	(\$81,023)	\$6,105,217	\$6,134,204	\$23,699	\$35,725	\$59,424	\$651	\$58,773
FY 2014-15	6,933,646	23,424	53,691	(167,062)	6,736,317	6,834,982	27,270	514	27,784	595	27,189
Amt Change					(631,100)	(700,778)	(3,571)	35,211	31,640	56	31,584
% Change					-9.37%	-10.25%	-13.09%	6850.39%	113.88%	9.41%	116.16%

Note: Endowment Trusts include externally managed endowment trusts.

UTAH STATE UNIVERSITY  
SUMMARY OF ENDOWMENT TRUST INVESTMENT TRANSACTIONS  
For the Month of July 2015

Schedule D-2  
Page 1 of 1

	Purchases		Sales				Earnings
	Shares	Cost	Shares	Cost	Receipts	Gain/(Loss)	
<b>Endowment Trusts</b>							
Common and Preferred Stock							
HCP Incorporated	4,000.000	\$151,617					
Synchrony Financial			4,500.000	\$114,810	\$150,535	\$35,725	
Funds held at Morgan Stanley - Dividends							\$23,310
Funds held at Wells Fargo - Dividends							7
Mutual Funds							
Federated Total Return Bond Fund	8.026	87					
Metropolitan West Total Return Bond Fund	4.688	51					
Wells Fargo Advantage Core Bond Fund	3.562	45					
Federated Total Return Bond Fund	8.022	87					
Metropolitan West Total Return Bond Fund	4.688	51					
Wells Fargo Advantage Core Bond Fund	3.562	45					
Funds held at Wells Fargo - Dividends							382
Money Market & Cash Funds							
Morgan Stanley Bank N.A.		170,163		151,659	151,659	0	
Wells Fargo #451		19		312	312	0	
Wells Fargo #451		20		312	312	0	
Receivable							
Morgan Stanley		23,310		19,628	19,628	0	
Total Endowment Trusts		<u>\$345,495</u>		<u>\$286,721</u>	<u>\$322,446</u>	<u>\$35,725</u>	<u>\$23,699</u>

UTAH STATE UNIVERSITY  
PLANT FUND TRUSTS  
SUMMARY REPORT OF INVESTMENTS AND INVESTMENT INCOME

Schedule E-1

	Beginning Fair Value	Purchases	Sales Proceeds	Change in Fair Value	Ending Fair Value	Average Daily Fair Value	Total Interest Income	Realized Gain or (Loss)	Total Realized Income	Less Expenses	Net Realized Income/(Loss)
Jul 2015	\$19,981,232	\$48,013,344	\$24,143,447	\$50,057	\$43,901,186	\$37,716,343	\$27,706		\$27,706		\$27,706
Aug 2015											
Sep 2015											
Oct 2015											
Nov 2015											
Dec 2015											
Jan 2016											
Feb 2016											
Mar 2016											
Apr 2016											
May 2016											
Jun 2016											
<hr/> <hr/>											
Comparative Totals:											
Year-to-date											
FY 2015-16	\$19,981,232	\$48,013,344	\$24,143,447	\$50,057	\$43,901,186	\$37,716,343	\$27,706	\$0	\$27,706	\$0	\$27,706
FY 2014-15	36,208,787	25,129	71,429	(2,047)	36,160,440	36,158,288	32,918	0	32,918	0	32,918
Amt Change					7,740,746	1,558,055	(5,212)	0	(5,212)	0	(5,212)
% Change					21.41%	4.31%	-15.83%	0.00%	-15.83%	0.00%	-15.83%

Note: Plant Fund Trusts include all debt service reserve and construction fund accounts in compliance with bond issue covenants.



30 October 2015

### **ITEM FOR ACTION**

**RE:** USU Auxiliary and Service Enterprises Annual Reports for FY2014-15

The attached USU Report of Auxiliary Enterprises Operations and Service Enterprises Report are submitted for the Trustees consideration. The reports have received the appropriate administrative review and approval.

### **EXECUTIVE SUMMARY**

Auxiliary Enterprises - Board of Regents Policy R550 requires Utah State University to submit an annual report of Auxiliary Enterprises operations. Auxiliary Enterprises are business enterprises or other support activities (as distinguished from primary programs of instruction, research, and public service) operated on an essentially self-supporting basis. The primary purpose of such operations is to provide specified services to students, faculty, staff, or guests of the institution. The Report of Auxiliary Enterprises Operations, summarizing actual totals for the fiscal year just ended, is part of the Board of Regents budget process. The Board of Trustees is responsible to review and approve the Report of Auxiliary Enterprises Operations.

This report presents information for individual units including Dining Services, Parking Operations, Student Health Center, Student Housing, Campus Stores (including branch campuses), Taggart Student Center, and the University Inn. The total of these seven operations are summarized on the report. In FY2014-15, the aggregate auxiliary operations generated \$37,091,036 total revenue. Total net income from operations was \$4,116,341, which is an increase of \$542,000 from the prior year. This amount includes Student Building Fees and Land Grant interest. All operations reported a positive net operating income, except the Student Health Center.

Service Enterprises - Board of Regents Policy R220 delegates review and approval authority to the Board of Trustees for the Service Enterprises report, subject to being reported annually to the Board of Regents. Service Enterprises provide a specific type of service to various institutional departments, rather than to individuals, and is supported by internal charges to the user's departmental operating budget. Service Enterprises include Mailing Bureau (Distribution Center), Information Technology Services, Motor Pool, Printing Services (Publication, Design and Production), and Surplus Property.

The Service Enterprises Report presents a summary for the Service Enterprises. All have a positive operating income except Publication, Design and Production (PDP) and Surplus Sales.

While overall campus printing expenditures have gone down in recent years, PDP has worked hard to meet the overall campus printing needs. PDP increased production this past year through



quality, customer service, and departmental relations and has resulted in improvements in total net income. We expect this trend to continue.

The Service Enterprises as a whole are healthy, ending FY2014-15 with total income from operations of \$239,706.

### **RECOMMENDATION**

The President and Vice President for Business and Finance recommend that the Board of Trustees approve the Auxiliary and Service Enterprises Annual Reports as presented.

**RESOLUTION  
UTAH STATE UNIVERSITY  
BOARD OF TRUSTEES**

WHEREAS, Board of Regents policy requires that Utah State University annually submits a Report of Auxiliary Enterprises Operations and a Service Enterprises Report; and

WHEREAS, The Board of Trustees is to review and approve the referenced Auxiliary and Service Enterprises reports; and

WHEREAS, The Report of Auxiliary Enterprises Operations is to summarize the actual revenues, expenditures, transfers, and total net income/(loss) from operations for the fiscal year just ended; and

WHEREAS, Auxiliary Enterprises included in the report are Dining Services, Parking Operations, Student Health Center, Student Housing, Campus Stores (including branch campuses), Taggart Student Center, and the University Inn; and

WHEREAS, The Service Enterprises Report is to summarize the actual revenues, expenditures, transfers, and total income/loss from operations for the fiscal year just ended; and

WHEREAS, Service Enterprises included in the report are Mailing Bureau (Distribution Center), Information Technology Services, Motor Pool, Printing Services (Publication, Design and Production), and Surplus Property; and

WHEREAS, The President and Vice President for Business and Finance recommend approval of the attached Report of Auxiliary Enterprises Operations and the Service Enterprises Report:

NOW, THEREFORE, BE IT RESOLVED, That the USU Board of Trustees hereby approves the attached Report of Auxiliary Enterprises Operations summarizing FY2014-15 actuals and the Service Enterprises Report summarizing FY2014-15 actuals.

---

---

RESOLUTION APPROVED BY THE USU BOARD OF TRUSTEES:

---

Date



**Auxiliary Enterprises**  
**Report of Auxiliary Enterprises Operations**  
**2014-15 Revenue/Expenses**

Revenue/Expenses Category	Campus Stores (Multi-campus)	Dining Services	Parking Operations	Student Health Center	Student Housing	Taggart Student Center	University Inn	TOTAL
Operating Revenue	\$9,895,748	\$8,499,471	\$1,865,252	\$1,494,546	\$11,834,349	\$2,343,777	\$1,157,893	\$37,091,036
Other Revenue <sup>1</sup>					\$420,650	\$1,233,456		\$1,654,106
Expenses (including COGS)	\$9,607,959	\$7,509,663	\$770,159	\$1,518,685	\$7,627,035	\$1,941,601	\$942,957	\$29,918,059
Net Income/(loss) from operations	\$287,789	\$989,808	\$1,095,093	(\$24,139)	\$4,627,964	\$1,635,632	\$214,936	\$8,827,083
<b>Transfers</b>								
Debt Service and Contingency	(\$12,000)	(\$226,106)	(\$317,326)		(\$3,083,123)	(\$543,777)	(\$6,000)	(\$4,188,332)
Other Transfers (Admin. Fee/Scholarships/Capital Exp./Other)	\$370,133	(\$58,736)	(\$136,160)	\$22,449	(\$66,039)	(\$591,914)	(\$62,143)	(\$522,410)
Subtotal - Transfers	\$358,133	(\$284,842)	(\$453,486)	\$22,449	(\$3,149,162)	(\$1,135,691)	(\$68,143)	(\$4,710,742)
Total net Income/(loss) from operations <sup>2</sup>	\$645,922	\$704,966	\$641,607	(\$1,690)	\$1,478,802	\$499,941	\$146,793	\$4,116,341

<sup>1</sup>Other Revenue Source: Student Housing - land grant interest; Taggart Student Center - student building fees

<sup>2</sup>Net Available for Repairs/Replacement

**Service Enterprises Report**  
**2014-15 Revenue/Expenses**

Revenue/Expenses Category	Distribution Center/Mailing Bureau	Information Technology	Motor Pool	Publication Design & Production	Surplus Property	TOTAL
Operating Revenue	\$655,286	\$7,897,159	\$1,582,793	\$1,119,452	\$148,482	\$11,403,172
Expenses (including COGS)	\$609,352	\$7,708,341	\$1,463,538	\$1,139,698	\$158,582	\$11,079,511
Net Income/(loss) from operations	\$45,934	\$188,818	\$119,255	(\$20,246)	(\$10,100)	\$323,661
Transfers*	\$0	(\$2,093)	(\$73,756)	\$0	(\$8,106)	(\$83,955)
Total Income/(loss) from operations	\$45,934	\$186,725	\$45,499	(\$20,246)	(\$18,206)	\$239,706

\*Non-mandatory transfers were for capital equipment and cash funded depreciation transfers, annual leave payout and support from Research/Graduate Studies college for IT services.

**ITEM FOR ACTION**

**RE:** USU Eastern Auxiliary and Service Enterprises Annual Reports for FY2014-15

The attached USU Eastern Report of Auxiliary Enterprises Operations and Service Enterprises Report are submitted for the Trustees consideration. The reports have received the appropriate administrative review and approval and will be submitted to the Board of Regents as required.

**EXECUTIVE SUMMARY**

Auxiliary Enterprises - Board of Regents Policy R550 requires Utah State University to submit an annual report of Auxiliary Enterprises operations. Auxiliary Enterprises are business enterprises or other support activities (as distinguished from primary programs of instruction, research, and public service) operated on an essentially self-supporting basis. The primary purpose of such operations is to provide specified services to students, faculty, staff, or guests of the institution. The Report of Auxiliary Enterprises Operations, summarizing actual totals for the fiscal year just ended, is part of the Board of Regents budget process. The Board of Trustees is responsible to review and approve the Report of Auxiliary Enterprises Operations.

This report presents financial information for Price and Blanding Bookstores, Dining Services, Student Housing, and Student Centers. In FY2014-15, the aggregate auxiliary operations generated \$3,185,074 total revenue.

In FY2014-15, USU Eastern's auxiliaries experienced a negative impact from a decline in enrollment. Eastern's housing and dining services numbers are up for the current year, which will help recoup any loss from last year. Additional adjustments are being made to increase overall efficiency in operations to bring them back in the black.

Service Enterprises - Board of Regents Policy R220 delegates review and approval authority to the Board of Trustees for Service Enterprises reports, subject to being reported annually to the Board of Regents. Service Enterprises provide a specific type of service to various institutional departments, rather than to individuals, and is supported by internal charges to the user's departmental operating budget. Service Enterprises include Mailing Bureau, Telephone Services, Motor Pool, Printing Services, Academic Computing, and Fuel Tank.

The Service Enterprises Report presents a summary for the Service Enterprises. Although Service Enterprises did not make a profit this year, they have a healthy fund balance and replaced old equipment and vehicles in order to continue to make a profit in coming years.

## **RECOMMENDATION**

The President and Vice President for Business and Finance recommend that the Board of Trustees approve the USU Eastern Auxiliary and Service Enterprises Annual Reports as presented.

**RESOLUTION  
UTAH STATE UNIVERSITY  
BOARD OF TRUSTEES**

WHEREAS, Board of Regents policy requires that USU Eastern annually submits a Report of Auxiliary Enterprises Operations and a Service Enterprises Report; and

WHEREAS, The Board of Trustees is to review and approve Auxiliary and Service Enterprises reports; and

WHEREAS, The Report of Auxiliary Enterprises Operations summarizes actual revenues, expenditures, transfers, and total net income/(loss) from operations for the fiscal year just ended; and

WHEREAS, Auxiliary Enterprises included in the report are Price and San Juan Bookstores, Dining Services, Student Housing, and Student Centers; and

WHEREAS, The Service Enterprises Report summarizes the actual revenues, expenditures, transfers, and total net income/(loss) from operations for the fiscal year just ended; and

WHEREAS, Service Enterprises included in the report are Mailing Bureau, Telephone Services, Motor Pool, Printing Services, Academic Computing, and Fuel Tank; and

WHEREAS, The President and Vice President for Business and Finance recommend approval of the attached Report of Auxiliary Enterprises Operations and Service Enterprises Report:

NOW, THEREFORE, BE IT RESOLVED, That the USU Board of Trustees hereby approves the attached Report of Auxiliary Enterprises Operations summarizing FY2014-15 actuals and the Service Enterprises Report summarizing FY2014-15 actuals.

---

---

RESOLUTION APPROVED BY THE USU BOARD OF TRUSTEES:

\_\_\_\_\_

Date



**USU Eastern**  
**Report of Auxiliary Enterprises Operations**  
**2014-15 Revenue/Expenses**

Revenue/Expenses Category	Bookstore	Dining Services	Student Housing	Student Center	TOTAL
Operating Revenue	\$752,898	\$1,283,174	\$1,066,800	\$82,202	\$3,185,074
Expenses (including COGS)	\$891,144	\$1,143,985	\$1,116,857	\$43,929	\$3,195,915
Net Income/(loss) from operations	(\$138,246)	\$139,189	(\$50,057)	\$38,273	(\$10,841)
Transfers		\$0	\$0	\$0	\$0
Total net Income/(loss) from operations	(\$138,246)	\$139,189	(\$50,057)	\$38,273	(\$10,841)

**USU Eastern**  
**Service Enterprises Report**  
**2014-15 Revenue/Expenses**

Revenue/Expenses Category	Mailing Bureau	Telephone Services	Motor Pool	Printing Services	Academic Computing	Fuel Tank	TOTAL
Operating Revenue	\$47,324	\$64,290	\$270,913	\$33,894	\$0	\$2,846	\$419,267
Expenses (including COGS)	\$50,594	\$84,596	\$286,140	\$20,790	\$2,700	\$3,466	\$448,286
Net Income/(loss) from operations	(\$3,270)	(\$20,306)	(\$15,227)	\$13,104	(\$2,700)	(\$620)	(\$29,019)
Transfers	\$0	\$0	(\$8,400)	\$0	\$0	\$0	(\$8,400)
Total Income/(loss) from operations	(\$3,270)	(\$20,306)	(\$23,627)	\$13,104	(\$2,700)	(\$620)	(\$37,419)

30 October 2015

## ITEM FOR ACTION

RE: Proposed amendments to the Utah State University Policy Manual, Section 402.12.7(1) – Faculty Evaluation Committee (FEC) Duties.

## EXECUTIVE SUMMARY

Proposed changes to the Utah State University Policy Manual, Section 402.12.7(1) – Faculty Evaluation Committee (FEC) Duties, were forwarded by the Professional Responsibilities and Procedures Committee (PRPC) and approved by the Faculty Senate on October 5, 2015. The recommended change is to add the Faculty University Service Award to the list of the Faculty Evaluation Committee duties.

## RECOMMENDATION

Based on the above proposal and approvals as indicated, the President and Provost recommend that the Board of Trustees approve the proposed amendments to the Utah State University Policy Manual, Section 402.12.7(1) – Faculty Evaluation Committee (FEC) Duties.



RESOLUTION  
UTAH STATE UNIVERSITY  
BOARD OF TRUSTEES

WHEREAS, The proposal to amend the Utah State University Policy Manual, Section 402.12.7(1) – Faculty Evaluation Committee (FEC) Duties, and

WHEREAS, the Faculty Evaluation Committee should be responsible for the Faculty University Service Award, and

WHEREAS, The proposal has the support of the Professional Responsibilities and Procedures Committee (PRPC), and

WHEREAS, The proposal has been approved by the Faculty Senate, and

WHEREAS, The proposal has the approval of the President and Provost of Utah State University;

NOW THEREFORE BE IT RESOLVED, That the Utah State University Board of Trustees hereby approve the proposed amendment to the Utah State University Policy Manual, Section 402.12.7(1) – Faculty Evaluation Committee (FEC) Duties.

RESOLUTION APPROVED BY THE BOARD OF TRUSTEES

---

DATE

## **Code 402.12.7(1) Faculty Evaluation Committee - Duties**

### **Current:**

12.7 Faculty Evaluation Committee (FEC) (1) Duties. The Faculty Evaluation Committee shall (a) assess methods for evaluating faculty performance; (b) recommend improvements in methods of evaluation; and (c) decide university awards for Eldon J. Gardner Teacher of the Year and Undergraduate Faculty Advisor of the Year.

### **Final Wording**

12.7 Faculty Evaluation Committee (FEC) (1) Duties. The Faculty Evaluation Committee shall (a) assess methods for evaluating faculty performance; (b) recommend improvements in methods of evaluation; and (c) decide university awards for Eldon J. Gardner Teacher of the Year, Undergraduate Faculty Advisor of the Year, and Faculty University Service Award.

30 October 2015

## ITEM FOR ACTION

RE: Proposed amendments to the Utah State University Policy Manual, Section 405.6.5 – Ombudspersons.

## EXECUTIVE SUMMARY

Proposed changes to the Utah State University Policy Manual, Section 405.6.5 – Ombudspersons, were forwarded by the Professional Responsibilities and Procedures Committee (PRPC) and approved by the Faculty Senate on September 15, 2015. The recommended change is to remove the word “Quinquennial” from the code to bring it in line with changes to language about post-tenure review made previously.

## RECOMMENDATION

Based on the above proposal and approvals as indicated, the President and Provost recommend that the Board of Trustees approve the proposed amendments to the Utah State University Policy Manual, Section 405.6.5 – Ombudspersons.

RESOLUTION  
UTAH STATE UNIVERSITY  
BOARD OF TRUSTEES

WHEREAS, The proposal to amend the Utah State University Policy Manual, Section 405.6.5 – Ombudspersons, and

WHEREAS, removal of the word “Quinquennial” from the code will bring it in line with changes to language about post-tenure review made previously, and

WHEREAS, The proposal has the support of the Professional Responsibilities and Procedures Committee (PRPC), and

WHEREAS, The proposal has been approved by the Faculty Senate, and

WHEREAS, The proposal has the approval of the President and Provost of Utah State University;

NOW THEREFORE BE IT RESOLVED, That the Utah State University Board of Trustees hereby approve the proposed amendment to the Utah State University Policy Manual, Section 405.6.5 – Ombudspersons.

RESOLUTION APPROVED BY THE BOARD OF TRUSTEES

---

DATE

## **Proposed Change:**

### **Section 405.6.5**

#### **6.5 Ombudspersons**

All academic units will appoint ombudspersons to serve in the promotion, tenure, and post-tenure review processes. Ombudspersons will be tenured faculty members (as defined in section 401.2.1) and elected or appointed in their respective academic units. The provost's office will develop and implement a plan for the ombudsperson program that defines the election or appointment process, the terms of office, the training, and the implementation of the ombudsperson program.

An ombudsperson must be present in person or by electronic conferencing at all meetings of a promotion advisory committee or a tenure advisory committee. Ombudspersons must receive adequate advance notice of a committee meeting from the chairperson.

For post-tenure ~~quinquennial~~ review meetings and for meetings held between either the department head or supervisor and the tenure, promotion, or review candidate to review the committee's evaluation and recommendation, the candidate or department head or supervisor may request the presence of an ombudsperson.

The ombudsperson is responsible for ensuring that the rights of the candidate and the university are protected and that due process is followed according to section 400 of the USU Policy Manual. Ombudspersons shall not judge or assess the candidate, and therefore is not a member of the promotion, tenure, or review committee, or a supervisor of the candidate.

Ombudspersons who observe a violation of due process during a committee meeting should immediately intervene to identify the violation. Committee reports shall be submitted to the department head or supervisor only if they include the ombudsperson's signed statement that due process has been followed. If the ombudsperson cannot sign such a statement, then the ombudsperson shall report irregularities to the department head or supervisor and the appropriate dean or other administrator. After conferring with the ombudsperson, the department head or supervisor, dean or other administrator will determine what, if any, actions should be taken.

## **Final Wording:**

### **Section 405.6.5**

#### **6.5 Ombudspersons**

All academic units will appoint ombudspersons to serve in the promotion, tenure, and post-tenure review processes. Ombudspersons will be tenured faculty members (as defined in section 401.2.1) and elected or appointed in their respective academic units. The provost's office will develop and implement a plan for the ombudsperson program that defines the election or appointment process, the terms of office, the training, and the implementation of the ombudsperson program.

An ombudsperson must be present in person or by electronic conferencing at all meetings of a promotion advisory committee or a tenure advisory committee. Ombudspersons must receive adequate advance notice of a committee meeting from the chairperson.

For post-tenure review meetings and for meetings held between either the department head or supervisor and the tenure, promotion, or review candidate to review the committee's evaluation and

recommendation, the candidate or department head or supervisor may request the presence of an ombudsperson.

The ombudsperson is responsible for ensuring that the rights of the candidate and the university are protected and that due process is followed according to section 400 of the USU Policy Manual. Ombudspersons shall not judge or assess the candidate, and therefore is not a member of the promotion, tenure, or review committee, or a supervisor of the candidate.

Ombudspersons who observe a violation of due process during a committee meeting should immediately intervene to identify the violation. Committee reports shall be submitted to the department head or supervisor only if they include the ombudsperson's signed statement that due process has been followed. If the ombudsperson cannot sign such a statement, then the ombudsperson shall report irregularities to the department head or supervisor and the appropriate dean or other administrator. After conferring with the ombudsperson, the department head or supervisor, dean or other administrator will determine what, if any, actions should be taken.

August 19, 2015

ITEM FOR ACTION

Re: Utah State University Research Foundation

- Recommendation for appointment to Research Foundation Board

EXECUTIVE SUMMARY

Utah State University Research Foundation (USURF) Board submits to the President of Utah State University and the Utah State University Board of Trustees recommendations to appoint individuals to the USURF Board. These recommendations are consistent with Article VI of the Amended and Restated Articles of Incorporation and Article II, Sections 4 and 5, and Article III, Sections 1 and 2, of the Amended Bylaws of USURF. These recommendations were made by a resolution of the majority of the USURF Board after appropriate review and discussion.

RECOMMENDATIONS

- 1) The USURF Board recommends the appointment of Rich McKeown as a trustee to the Utah State University Research Foundation Board for a three (3) year term beginning with the November, 2015 Board meeting. The appointment of Mr. McKeown will strengthen the Board as they move the Foundation forward in new ways.

RESOLUTION  
UTAH STATE UNIVERSITY  
BOARD OF TRUSTEES

*WHEREAS*, the Utah State University Research Foundation has vacancies on the Foundation Board

*AND WHEREAS*, Mr. McKeown has experience and knowledge that will lend strength to the Board,

*NOW, THEREFORE, BE IT RESOLVED*, that the President of Utah State University and the Utah State University Board of Trustees hereby approve Mr. Rich McKeown's appointment to the Utah State University Research Foundation Board for a three (3) year term beginning November 2015.

---

---

RESOLUTION APPROVED BY THE USU BOARD OF TRUSTEES:

\_\_\_\_\_ Date



## Candidate for Board Rich McKeown

### BRIEF RESUME

Rich McKeown is the CEO of Leavitt Partners. He co-founded Leavitt Partners with former U.S. Health and Human Services Secretary, EPA Administrator and Governor, Michael O. Leavitt. McKeown leads a group of experienced professionals who help their clients understand and navigate value-driven health care.

In previous roles he served as Chief of Staff for Michael O. Leavitt at the U.S. Department of Health and Human Services. At HHS, he directed and coordinated the activities of the largest department in the federal government, serving as the Secretary's day-to-day manager for a department that employed 67,000 people and had an annual budget in excess of \$840 billion. From November 2003 until January 2005, Mr. McKeown served as Senior Counselor and Chief of Staff to Administrator Leavitt at the U.S. Environmental Protection Agency.

Prior to his public service in Washington, D.C., Rich served as Chief of Staff to Gov. Mike Leavitt and as Commissioner of the Utah State Tax Commission. His background is as a private practice lawyer and educator.

Mr. McKeown co-authored with Governor Leavitt the recently released and highly acclaimed book titled *Finding Allies, Building Alliances – 8 Elements that Bring and Keep People Together*.

In *Finding Allies, Building Alliances*, Mike Leavitt and Rich McKeown use their personal public and private sector experiences to help readers understand that challenges extend far beyond them and their organizations. Finding solutions to larger issues requires cooperation between diverse stakeholders, and in this rapidly changing world, only those able to adapt and network successfully will produce fast, competitive solutions. The 8 elements required for a collaborative network to succeed detailed in the book are:

1. A Common Pain—a shared problem that motivates different people/groups to work together in ways that could otherwise seem counterintuitive.
2. A Convener of Stature—a respected and influential presence who can bring people to the table and, when necessary, keep them there.
3. Representatives of Substance—collaborative participants must bring the right mix of experience and expertise for legitimacy and have the authority to make decisions.
4. Committed Leaders—individuals who possess the skill, creativity, dedication and tenacity to move an alliance forward even when it hits the inevitable rough patches.
5. A Clearly Defined Purpose—a driving idea that keeps people on task rather than being sidetracked by complexity, ambiguity and other distractions
6. A Formal Charter—established rules that help resolve differences and avoid stalemates.
7. The Northbound Train—an intuitive confidence that an alliance will get to its destination, achieve something of unique value, and that those who aren't on board will be disadvantaged.
8. Common Information Base—keeps everyone in the loop and avoids divisive secrets and opaqueness.

August 19, 2015

ITEM FOR ACTION

Re: Re-appointments to the Utah State University Research Foundation

Recommendation for re-appointments to Research Foundation Board

EXECUTIVE SUMMARY

Utah State University Research Foundation (USURF) Board submits to the President of Utah State University and the Utah State University Board of Trustees recommendations to appoint individuals to the USURF Board. These recommendations are consistent with Article VI of the Amended and Restated Articles of Incorporation and Article II, Sections 4 and 5, and Article III, Sections 1 and 2, of the Amended Bylaws of USURF. This recommendation was made by a resolution of the majority of the USURF Board after appropriate review and discussion.

RECOMMENDATIONS

The USURF Board recommends the re-appointment of Dr. David A. Bell as Trustee to the Utah State University Research Foundation Board for an additional three (3) year term beginning when his current term expires.

RESOLUTION  
UTAH STATE UNIVERSITY  
BOARD OF TRUSTEES

*WHEREAS*, the term of Dr. David A. Bell as Trustee for the Utah State University Research Foundation expires August 2015; and

*WHEREAS*, Dr. Bell's service as Trustee has been very beneficial to the Foundation; and

*WHEREAS*, the Foundation recommends it would be beneficial for his service as Trustee to continue;

*NOW, THEREFORE, BE IT RESOLVED*, that the President of Utah State University and the Utah State University Board of Trustees hereby approves the appointment of Dr. David A. Bell to an additional three year term on the Utah State University Research Foundation Board beginning when his current term expires.

---

RESOLUTION APPROVED BY THE USU BOARD OF TRUSTEES:

---

Date

## **WRITTEN REPORTS**

**October 30, 2015**

1. Advancement
2. Athletics
3. Business and Finance
4. Classified Employees Association
5. Commercialization
6. Cooperative Extension, Utah Agricultural Experiment Station, and College of Agriculture
7. Executive Vice President and Provost
8. Faculty Senate
9. Professional Employees Association
10. Public Relations and Marketing
11. Research and Graduate Studies
12. State and Federal Relations
13. Student Services
14. USU Eastern
15. USUSA

# **Utah State University Board of Trustees Advancement Update**

October 2015

Please view our Foundation Board 2015 Report.



2015 REPORT

**Utah State University®**  
**FOUNDATION BOARD**

# USU FOUNDATION BOARD



Stan Albrecht



Richard Anderson



Shari Badger



Gail Fisher Bedke



Robert Behunin



Jeannie Bennett



Michael Bingham



Brian Broadbent



David Cowley



Marshall Crawford



Clark Giles



Patricia Halaufia



Scott Harries



Jason Keller



Blake Kirby



Travis Lish  
\*incoming



Larry W. Miller  
\*outgoing



David Moore  
\*outgoing



Steve Mothersell  
\*outgoing



Suzanne  
Pierce-Moore  
\*outgoing



Brent Robinson



Randall Stockham



Peter Thomas



Craig Thorley



Scott Ulbrich



Kerry Wahlen  
\*incoming

# For the Board's consideration

## USU BLANDING

### *From Hogans to Hospitals*

*President Albrecht's recent interaction with the valedictorian at USU Blanding went something like this: she grew up on the reservation in a hogan with a dirt floor and no running water. A scholarship and room in the housing facility at USU Blanding allowed her to complete her studies as well as graduate with honors.*



*What's next for her? She's headed to medical school.*

USU Blanding desires to build a 15,000 gsf STEM-CET facility. USU Blanding has sufficient land and infrastructure to support the STEM-CTE development. Past donations of land, totaling over a half-million dollars, has helped secure the long-term development of future building opportunities.

The USU Foundation Board has made STEM education a priority in the past and helped secure \$500K for the STEM initiative on the Logan Campus. The immediate need is to secure \$500K to plan and design a STEM/CTE facility. This will help chart the course and provide the necessary materials to develop the longer-term fundraising strategy for a comprehensive STEM/CTE effort. It is anticipated that the total project will cost \$4.5MM.

## USU FOUNDATION BOARD SCHOLARSHIP

The Advancement Office is the steward of \$200,000 of discretionary scholarship funds. We would like input from the board on how we might leverage these funds. Some options are:

1. Put the \$200,000 in the endowment and create a USU Foundation Board Scholarship that the board awards. Board members could help raise money to grow the endowment. Students can be recognized at annual board meetings.
2. Identify a significant need for part (or all) of the money and have the funds awarded under the direction of the Foundation Board. We could continue to fundraise around the Scholarship and recognize students.
3. Put some of the money in an endowment and use some as expendable.

Please come prepared to discuss.



# Help us expand our reach through **MINI-CAMPAIGNS FOR**



## **MAVERIK STADIUM**

**NEED: \$5MM**

We need to:

- Sell approx. 650 club seats
- Secure \$2MM more via specialty inventory sales or donation



## **CENTER FOR CLINICAL SERVICES**

**NEED: \$5MM**

We have:

- Pending Intermountain Health Care ask for \$5MM

We need:

- Talk to us about your network; help us by reaching out to your contacts on IHC's board.



## **FINE ARTS COMPLEX ADDITION & RENOVATION**

**NEED: \$6MM (for additional phases)**

We need:

- New networks of friends of the Arts



## **TOOLE SCIENCE & TECHNOLOGY BUILDING**

**MISSION COMPLETE!**

Building Dedication, January 2016



## **BIOLOGICAL SCIENCE BUILDING**

**NEED: \$69MM**

We need:

- \$59MM from Legislative Funding
- Additional \$10MM from Alumni, private individuals, corporations and foundations.
- Your network of influencers

*each one, reach one.*

# BOARD INVOLVEMENT



## **HUMANITIES & SOCIAL SCIENCES**

**NEED: \$10-\$15MM**

We need:

- Cornerstone private gift to leverage future funding
- New networks of friends of Humanities and Social Sciences-- including personal, corporate, and foundation networks



## **MOAB REGIONAL CAMPUS**

**NEED: \$7MM**

We need:

- Networks and influencers in the Moab area and conservation space.



## **CHAIR OF RELIGIOUS STUDIES PROGRAM**

**NEED: \$6MM**

**Arrington Chair: \$3MM; Catholic Studies: \$3MM**

We are:

- Preparing \$3MM ask to ALSAM Foundation for Catholic Studies
- Seeking Arrington Series Support



## **LANDSCAPE FIELD STUDIO**

**NEED: \$2MM**

We need:

- New networks of friends of Landscape Architecture and student research
- Work with local government and community leaders to secure unique funding opportunities.




## **(RE)CONSTRUCTION OF MAY SWENSON CHILDHOOD HOME**

**NEED: \$1MM**

We need:

- New networks of friends of English and the College of Humanities and Social Sciences

# Or, perhaps you'd rather support



## CIRCLE OF '88

The Circle of '88 brings together those whose generous giving to specific USU initiatives advances our founding principles – teaching, research and service – the very ideals USU was founded on in 1888.

The Circle of '88 is a three-year commitment of an annual \$1,000 gift or an ongoing monthly gift of \$88.

Departments with active campaigns include: Honors, English, Veterinary Medicine, Aggies Elevated.

## #GIVINGTUESDAY

#GivingTuesday is a global day of giving fueled by the power of social media and collaboration.

Utah State University will participate in this year's #GivingTuesday on December 1. Research shows that nearly 10% of donations made on this single day are for institutions of higher education.

Observed on the Tuesday following Thanksgiving and the widely recognized shopping events Black Friday and Cyber Monday, #GivingTuesday kicks off the charitable season, when many focus on their holiday and end-of-year giving.



With #Aggies4Aggies on #GivingTuesday, we can accomplish the following:

1. Engage young alumni and current students in an online giving platform that leverages social media “word of mouth.” Encourage giving no matter the size of the gift.
2. Launch a stewardship campaign to immediately and effectively thank each donor by welcoming them into the Sagebrush level of giving.

How can the Board help?

1. Make a donation online on December 1, 2015
2. Challenge others to give by sharing #aggies4aggies and #givingtuesday on social media
3. Secure a corporate or foundation match for funds raised on December 1.

## “NEW” STEWARDSHIP

Giftng levels are intended to provide potential donors a variety of ways to begin and maintain a gifting relationship with the university. It also provides the university with a mechanism to consistently steward donors and build long-term relationships.

### Levels of Giving

Sagebrush:	\$1 to \$500
Rose:	\$500 to \$999
Thistle:	\$1000 to \$2999
Scotsman:	\$3000 to \$5999
Aggie:	\$6000 to \$9999
Founders:	\$10,000 to \$24,999

### Old Main Society

University Quad:	\$25,000 to \$49,999
Tower:	\$50,000 to \$99,999
President's Circle:	\$100,000 to \$499,999
Benefactor:	\$500,000 to \$999,999
Ambassador:	\$1,000,000 plus
Sustaining Member:	Consecutive years of giving

# A WELCOME PARTNER



Construction of Utah State University's 13,000-square foot Welcome Center is underway.

Services located in the Welcome Center will include a campus branch of USU Charter Credit Union, a place to greet visitors and provide information about the USU campus, University Alumni Relations, as well as USU's Advancement and Commercialization unit.

Goldenwest President and CEO Kerry Wahlen said: "There has

been a remarkable spirit of teamwork as Credit Union leaders and the USU administration have worked together to design a Welcome Center that will greatly enhance the on-campus experience for visitors to Utah State University."

## BY THE NUMBERS

	2014		2015
Endowment	\$ 3,965,517	Endowment	\$ 4,213,905
Current Operation	\$13,164,171	Current Operation	\$14,823,168
Facilities	\$19,597,799	Facilities	\$17,820,586
Research	\$ 4,459,417	Research	\$ 4,296,953
<b>Total FY14</b>	<b>\$41,186,904</b>	<b>Total FY15</b>	<b>\$41,154,612</b>
<b>Total 10/13/12 to end FY15:</b>	<b>\$106,555,937</b>		
Total donors:	23,391		
Alumni donors:	14,361		
First time donors:	8,145		

## NOW! ENGAGING THE NEXT GENERATION

USU students Rachel Clark, Sarah DeGraw, Kyle Hacking, Haylee Pettis, and Neil Rasmussen, work with the Office of Advancement to create engagement among students and young alumni. They work with Development Officers on special projects and research opportunities.



Rachel Clark



Sarah DeGraw



Kyle Hacking



Haylee Pettis



Neil Rasmussen

# UtahStateUniversity®

## UNIVERSITY ADVANCEMENT



Robert Behunin  
Vice President for  
Advancement and  
Commercialization



Joyce Albrecht  
Development  
Officer, Caine  
College of the Arts



Ryan Baldwin  
Director of Annual  
Giving



Lance Beckert  
Development  
Officer, Emma  
Eccles Jones College  
of Education and  
Human Services



LolaJean Bolton  
Financial Officer



Michael Bowen  
Development Officer,  
Student Services



Aneka Christensen  
Coordinator of  
Special Projects



Dave Christensen  
Development  
Officer, College of  
Humanities and  
Social Sciences



David Clark  
Associate Vice  
President for  
Advancement,  
Alumni



Valerie Dansereau  
Executive Assistant  
to the Vice President



Patricia Halafia  
Assistant Vice  
President for  
Strategic Projects



Colleen Hobson  
Director of  
Advancement  
Services



Michelle Merrill  
Development  
Officer, College of  
Agriculture and  
Applied Sciences



Brandon Monson  
Development  
Officer, College of  
Agriculture and  
Applied Sciences



Jon Paulding  
Development Officer,  
S.J. & Jessie E.  
Quinney College of  
Natural Resources



Jacoba Poppleton  
Director of  
Development,  
Central  
Advancement



Val Potter  
Development  
Officer, College of  
Engineering



Rachel Richards  
Director of Research



Joan Scheffke  
Executive Director of  
Planned Giving



Kent Stanley  
Associate Vice  
President for  
Advancement,  
Athletics



Patrick Svedin  
Development  
Officer, College of  
Science



Sally Tauber  
Development Officer,  
College of Agriculture  
and Applied  
Sciences;  
Swaner Center



Christian Volmar  
Associate Vice  
President for  
Development,  
Corporate Relations  
and Foundations



Jeremy Winn  
Development  
Officer,  
Athletics

## ATHLETICS

Name: John Hartwell  
Telephone: 797-2060  
E-mail: john.hartwell@usu.edu  
Date: October 21, 2015

### **Events, Actions, or Issues Since Last Trustee Meeting**

#### **Academics**

Utah State University student-athletes posted a composite cumulative GPA of 3.15 at the end of the spring, 2015 semester. This marks the sixth straight spring semester posting of a cumulative GPA above a 3.10. Utah State student-athletes also earned 92 Academic All-Mountain West Conference honors in the spring, ending the year with 153. This placed USU 2<sup>nd</sup> behind the University of New Mexico in total Academic All-Conference selections for 2014-15.

#### **Compliance**

The Compliance Office is continuing to educate coaches, staff and student-athletes. We continue to address compliance issues as they arise and seek to prevent violations before they happen.

#### **Sports Updates**

**MEN'S GOLF** – Utah State senior golfer Seokwon Jeon shot a final round 6-under-par 65 to win the OGIO Utah Invitational (October 5-6) with a collegiate-best 12-under 201 (66-70-65) at The Jeremy Golf and Country Club. Utah State finished the 13-team Utah Invitational in second-place with a school-record 15-under-par 837 (278-279-280). During its final round, USU's 4-under 280 was the best team score in the tournament field.

Utah State's men's golf team concluded its fall season with an 8-over-par 872 (277-297-298) to finish in eighth-place at the Cal State Northridge-hosted Bill Cullum Invitational held on October 19 & 20 at The Wood Ranch Golf Club. Utah State Golf will return to action on Monday and Tuesday, Feb. 8-9 when it travels to St. George, Utah to compete in the Southern Utah-hosted Pat Hicks Thunderbird Invitational to begin its 2016 spring season.

**WOMEN'S TENNIS** – Utah State concluded its fall schedule at the Intercollegiate Tennis Association Mountain Region Tournament last weekend in Las Vegas, Nev. Utah State women's tennis will begin its 2016 spring schedule with a match in Salt Lake City against Gonzaga on Saturday, Jan. 17 at 10 a.m.

**MEN'S TENNIS** – Utah State men's tennis will conclude its 2015 fall season this week when it travels to Albuquerque, N.M., to compete in the ITA Regionals from Wednesday through Sunday, Oct. 21-25.

**FOOTBALL** – Behind a stellar defensive showing, Utah State remained undefeated in Mountain West play as it rolled to a 52-26 victory over 21st-ranked Boise State on Oct. 16, 2015 on Merlin Olsen Field at Maverik Stadium. The Aggies (4-2, 3-0 MW) forced a school-record-tying eight turnovers, including seven in the first half, with five interceptions and three fumbles, turning them into 35 points. This was the Aggies' first home win against an Associated Press-ranked team since defeating No. 25 Fresno State 20-19 in 1991. However, USU is 3-3 against top-25 opponents over the past three years under head coach Matt Wells.

Utah State's football team (4-2, 3-0) continues its 2015 season this weekend with a Mountain West road game at San Diego State (4-3, 3-0) on Friday, Oct. 23 at 8:30 p.m. (MT). The game will be televised nationally on ESPN2. USU is 1-10 all-time against the Aztecs, including a 1-7 road record.

## Vice President for Business and Finance

Name: David T. Cowley  
Telephone: 797-1146  
E-mail: [dave.cowley@usu.edu](mailto:dave.cowley@usu.edu)  
Date: 30 October 2015

*Events, Actions, or Issues since Last Trustee's Meeting:*

### **Finance:**

- The State Appropriated Funds budget at 31 July 2015 totaled \$350,063,740, up \$10,397,768 (3.06%) over the same 2014-2015 period. The year-to-date state appropriated funds expenditures totaled \$24,684,841, up \$1,011,394 (4.27%) over the same 2014-2015 period and represented 7% of the total budget. The percent of budget expended, 7%, was 1% less than would be expected to be spent on a strict time of budget year expired basis. Total expenditures for all funds totaled \$54,470,464, up \$1,083,312 (2.03%) over the same 2014-2015 period.
- The Report of Investments for July 2015 is included in the Trustees Consent Agenda. The schedules include the Cash Management Investment Pool, Endowment Pool, Other Investments, Endowment Trusts, and Plant Fund Trusts. Also included is the Summary of Investment Transactions. The University's average daily fair value invested for the month of July was \$567,499,795. Purchases totaled \$66,997,488 and sales totaled \$41,540,838. From this activity the University realized net gains of \$30,035 and earnings of \$1,219,147. The Cash Management Investment Pool fiscal year-to-date annualized rate of return, including market fluctuations, was 5.46% at 31 July 2015. The Endowment Pool fiscal year-to-date annualized rate of return, including market fluctuations, was 4.53% at 31 July 2015.

### **Facilities:**

- Capital Improvement Priority List for FY 2016-17 – The Utah Legislature appropriates state funds for the purpose of capital facilities improvement. The attached Capital Improvement Priority List for FY 2016-17 emphasizes critical reports, renovations, and infrastructure projects. The list received the appropriate administrative review and approval prior to submitting it to the Board of Regents.
- Leased Space – The attached Annual Facility Lease and Rental Report is a list of all significant space leased by Utah State University. This information is reported to the Board of Regents as required by Regent Policy R710-4.5.9.
- Jon M. Huntsman School of Business Addition - GSBS/LMN was the architect and Spindler Construction was selected as the Construction Manager / General Contractor (CMGC). Interior finishes and site work are in the final phase.

- Aggie Recreation Center – AJC Architects from Salt Lake City and their national partner, 360 Architecture from Kansas City, Missouri were selected for design. Layton Construction was selected as the CMGC. Interior finishes and site work are in the final phase. The ribbon cutting and open house are scheduled on November 19, 2015.
- Brigham City Regional Campus Academic Building – Jacoby Architecture was selected for programming and design. R&O Construction was awarded the bid. The project is substantially complete. Furniture is beginning to be installed. The ribbon cutting and open house are scheduled on December 1, 2015.
- Tooele Science and Technology Classroom Building - Method Studio was selected for programming and design. Gramoll Construction was selected as the CMGC. The project is complete and the ribbon cutting and open house are scheduled on January 12, 2016.
- USU Eastern Central Instructional Building – Method Studio was selected for programming and design. Jacobsen Construction was selected as the CMGC. The project is complete and the ribbon cutting and open house are scheduled on October 30, 2015.
- Maverik Stadium Renovation – Method Studio and AECOM were selected as the architects. Okland Construction was selected as the CMGC. Construction is underway with footing and the foundation near completion. Installation of the steel structure will begin in November 2015.
- Fine Arts Addition and Renovation – Sparano Mooney selected as the Architect. Gramoll Construction selected as the CMGC. Programming is complete. The scene shop addition has been sent out for bid. It is expected that construction will begin in March 2016. The demolition of the Kent Concert Hall and Tippets Gallery is underway.
- Kaysville Education Center Classroom Addition – CSRA Architects selected as the design team. Programming and design are underway.
- Valley View Housing Replacement – Method Studio selected as the design team. Programming is complete and design is underway.
- Clinical Services – Jacoby Architects was selected as the design team. R&O Construction selected as the CMGC. Programming is complete and design is underway.
- C4ISR – CRSA Architects was selected as the design team. R&O Construction selected as the CMGC. Programming is complete and design is underway.
- USU Credit Union – USU Credit Union selected Bott Pantone Architects and Wadman Construction. Construction is underway.
- Biological Sciences Building – CRSA Architects / Payette selected as the design team. Programming is underway.



## **Information Technology:**

### **RECORD STUDENT ENROLLMENT MEANS RECORD WIRELESS UTILIZATION**

- We continue to expand both wired and wireless networks to keep up with growing demand. USU is consuming 20% more bandwidth and the number of devices on the network is up 9.4% from last year (~39,000 unique devices.) Work also continues to ensure that all USU students around the state at USU-Eastern and Regional Campuses have the same high quality experience as the Logan Campus.

### **EVALUATION BEGINS TO SHIFT FACULTY/STAFF EMAIL TO THE CLOUD**

- **Office365** – In this fiscal year, USU will migrate employee e-mail and calendaring accounts to the cloud using Microsoft’s Office365 service. This will increase employee mailbox sizes 25 times and reduce expense (by eliminating local server and storage hardware.) Microsoft’s solution was chosen as it is the least disruptive change to employees who are already familiar with Microsoft Outlook’s scheduling and other functionality.

### **NEW REPORTING AND DATA ANALYSIS SYSTEM**

- **Argos** – We are implementing a new platform to facilitate better analysis and reporting on institutional (Banner) data which will facilitate better distributed discovery and decision making across the USU system.

### **PAPER PROCESSES RAPIDLY SHIFTING TO ONLINE SYSTEMS**

- **ServiceNOW** – Mentioned in earlier updates this “workflow” or “business process management” service and team is now delivering. We have dedicated two full time employees to get USU processes online securely and efficiently. Processes already converted include: Employee Leave, Key Requests, Grade Change, Change of Major, Refunds/Records adjustment requests, and Late Drops/Current Semester Verification processes. Many more are in the pipe: from Veteran’s Resource Office and charitable giving processes, to fee waivers, tuition reduction, and general ed. petition requests.

### **BANNER (ERP) SYSTEMS UPGRADES CONTINUE**

- **Banner XE** – With the successful release of an entirely new student registration system this Fall, upgrades to other components of Banner continue, including the addition of a new **Student Advising Profile** component which enables Academic Advisors to see all relevant student information and academic history in one place, as well as providing a notes function to document and communicate conversations with students. **HR and Finance modules** are the next components to be upgraded over the next 6 months.

### USU FY17 Capital Improvements

Priority	Project Name	Project Description	Requested Amount	Cumulative Total
1	Fine Arts Center Upgrades	Replace fire sprinkling, lighting and HVAC system serving the music wing, Tippets gallery fire sprinkling and lighting, scene shop HVAC system, paint booth ventilation, welding ventilation and dust collection system.	\$2,500,000	\$2,500,000
2	Price Campus: Geary Theatre Upgrade	Install new fire alarm and sprinkler system including main panel, horns, strobes, smoke & heat detectors, sprinkler heads, and seismic bracing. Install a new metal catwalk with guardrails to improve safety. Replace HVAC system. Upgrade restrooms.	\$2,500,000	\$5,000,000
3	North Core Utilities Replacement and Tunnel Expansion	To provide a new node, tunnel and direct bury utilities to serve Junction, Clinical Services, Valley View Replacement projects.	\$2,500,000	\$7,500,000
4	FAV Photo Lab Safety Ventilation	Replace and install ventilation system in photo lab, print making and ceramics.	\$400,000	\$7,900,000
5	Medium Voltage Upgrade	North overhead to underground conversion PH II. Oil switches and circuit breakers. Underground cable replacement.	\$1,500,000	\$9,400,000
6	Planning and Design Fund	Funds to be used for general programming, designs and studies for current or future projects. Preliminary design work for estimating future project requests.	\$100,000	\$9,500,000
7	Campus-Wide Health, Life Safety, Code Compliance & Asbestos Abatement	To include but not limited to: handrails, hardware, ADA, asbestos abatement, mold abatement, code compliance and misc. safety issues etc. Funded 2015-2016, \$200K	\$150,000	\$9,650,000
8	Old Main Reroof	Reroof center wing of Old Main.	\$800,000	\$10,450,000
9	East Stadium Restroom Facility Reroof	Replace leaking roof on East Stadium Restroom	\$55,000	\$10,505,000
10	Campus Concrete Replacement	Replacement of exterior concrete campus-wide. Priority areas include south side Old Main Hill, area between NR and BNR, and other steps and sidewalks that pose a safety hazard.	\$500,000	\$11,005,000
11	Hydro Lab Landscape	Install irrigation and landscaping in front of the Hydro Lab on Canyon Rd.	\$100,000	\$11,105,000
12	Campus Classroom Upgrades		\$300,000	\$11,405,000
13	University Inn to Widstoe Steam Line	Design funded 2016. Relocate the existing steam line running under the Tanner Fountain.	\$850,000	\$12,255,000
14	Campus-Wide Bike Racks & Site Furnishings	Install and replace bike racks, benches, handrails and other outdoor furnishings.	\$50,000	\$12,305,000
15	Campus-Wide Electronic Access Control	Expand electronic card access system to existing buildings, (Education, Animal Science, NR, Geology) to improve building security and security for classrooms with technology.	\$60,000	\$12,365,000
16	BNR Roadway Replacement	Existing roadway has drainage problems, trip hazards and needs asphalt replacement. Also, current road elevation causes problems with tall vehicles at overhead walkway.	\$350,000	\$12,715,000

## USU FY17 Capital Improvements

17	Campus Sign System	Plan and install and replace way-finding signage across campus.	\$50,000	\$12,765,000
18	OM Masonry Restoration	Restoration of masonry (brick and foundation) on North Wing of Old Main.	\$500,000	\$13,265,000
19	NFS Mechanical System	Replace NFS HVAC lab ventilation and controls.	\$1,025,000	\$14,290,000
20	Parking Lot Paving	Various locations across campus are in need of parking lot improvements/repairs. Priorities: Facilities between Facilities and LOAM, Champ Drive, South entry to Aggie Terrace parking lot.	\$725,000	\$15,015,000
21	Champ Drive / Old Main Hill Sewer Line & MH Replacement	Replace 3 or 4 old ungrouted brick sewer MH's on Old Main Hill with new concrete MH's. Replace sewer from Family Life to 700 East. Repave Champ Drive.	\$950,000	\$15,965,000
22	Southeast Campus Sidewalks	An 8' sidewalk from the east parking lot of ECOB to the South side of the former Golden Toaster site along Hwy 89-91 to 1200 East. Misc. ADA, widening + bus stop relocation. A sidewalk from the 1500 E to 1200 East (North side of Mount Aire park). 10' wide new continuous shared use sidewalk providing access to adjacent neighborhoods, parking areas, and urban trail system.	\$350,000	\$16,315,000
23	HPER Swimming Pool	Re-grout both swimming pools at the HPER. To include repair of rusted gutter areas.	\$200,000	\$16,515,000
24	Price Campus Fire Lane Improvements	Widen the fire lane north of the new CIB building, install outdoor lighting and landscape.	\$500,000	\$17,015,000
25	Blanding Campus: Fire Sprinkling	Dorms A&B need sprinkling systems added. Submitted by Steve Bell.	\$300,000	\$17,315,000
26	South Farm Paving, Fire Hydrants and utilities	Ongoing need to improve fire lanes, hydrants and utilities throughout the south farm area.	\$250,000	\$17,565,000
27	Site & Safety Lighting	Campus-wide site and safety lighting upgrade. Priority locations: North Campus between Aggie Village and Student Living Center.	\$350,000	\$17,915,000
28	Water Lab Front Bridge	Evaluate the condition of the front bridge for potential upgrade.	\$50,000	\$17,965,000
29	Geology Greenhouse	Replace the Geology Greenhouse glazing.	\$350,000	\$18,315,000
30	Education Atrium	Replace clear glass portions of existing skylight with insulated translucent panels. This would reduce the heat load created by direct sunlight through the existing atrium structure. This project would improve comfort throughout the building and save energy.	\$350,000	\$18,665,000
31	Stairs Replacement North of Aggie Terrace Parking	Replace stone stairs and pathway with cover or snowmelt and install new lighting.	\$250,000	\$18,915,000
32	Irrigation Controls Upgrade	Replace and upgrade irrigation control systems and clocks.	\$175,000	\$19,090,000
33	New Sidewalk 800 East	A new sidewalk is needed to provide pedestrian access to campus from residential areas and bus stops on the northwest edge of campus. Future phase to add sidewalk from 1400 North to Grand Avenue on 800 East to provide continuous pedestrian path to Innovation Campus.	\$750,000	\$19,840,000

### USU FY17 Capital Improvements

34	Eccles Business Building	Replace exterior windows on all floors.	\$950,000	\$20,790,000
35	HPER Dance Studio Floor	Replace hardwood floor in the west dance studio.	\$75,000	\$20,865,000
36	Campus Fume Hood Upgrades	Upgrade fume hoods and safety ventilation in various buildings across campus.	\$500,000	\$21,365,000
37	Elevator Upgrades	Elevator upgrade (from a 2015 list.) Eccles @ \$200K, Education ADA @ 150K, Family Life @110K, BNR 150K.	\$610,000	\$21,975,000
38	Concrete Panel Replacement @ FAC	Existing concrete panels at roofline are deteriorating and crumbling. Some replacement has been completed. Replacement needs to be completed.	\$450,000	\$22,425,000
39	NR Handrail Upgrade to Current Code	Remove existing interior handrails; stairs and around atrium; and install code compliant rails.	\$45,000	\$22,470,000
40	Fire Alarm System Upgrade	Upgrade fire alarm systems at Natural Resources and SDL RP4	\$200,000	\$22,670,000

# Utah System of Higher Education

## FORM L-1: LEASED SPACE

Institution: Utah State University  
 Prepared by: Trish Meeker  
 Due Date: August 29, 2015  
 Submission Date: August 18, 2015

### Annual Facility Detail

Location - Dept./Project	Gross Square Feet	Annual Cost Per Square Foot Net or Full Service	Annual Cost	Terms in Months and Expiration Date	Source of Funding	Escalation	Monthly Lease Payment
Blanding, 1575 South Hwy 191 - UDOT - Cert. Tech. Ed. training program in trucking and heavy equipment operations.	56,628	\$0.11	\$6,000	60 mo. 3/31/16	USU-CEU San Juan, Blanding	None	\$500
Blanding - Montezuma Creek Seminary Building - 375 North 400 West - USU Eastern San Juan Campus	2,354	\$12.74	\$30,000	60 mo. 12/31/19	USU-CEU San Juan, Blanding	None	\$500
Brigham City, Life Span Learning Center - DFCM, 265 West 1100 South, Brigham City UT**	15,495	\$4.04	\$62,640	12 mo. 6/30/16	State Line Item & Other Funds	Review annually	\$5,220
Brigham City, Life Span Learning Center - DFCM, 265 West 1100 South, Brigham City UT**	4,800	\$4.07	\$19,521	12 mo. 6/30/16	State Line Item & Other Funds	Review annually	\$1,627
Brigham City, Life Span Learning Center - DFCM, 265 West 1100 South, Brigham City UT **	15,427	\$1.80	\$27,768	12 mo. 6/30/16	State Line Item & Other Funds	Review annually	\$2,314
Brigham City, Life Span Learning Center - DFCM, 265 West 1100 South, Brigham City UT **	31,033	\$4.04	\$125,375	12 mo. 6/30/16	State Line Item & Other Funds	Review annually	\$10,448
Brigham City, CPD - Up-to-3 Early Learning Intervention - Reeder Holdings - 10 South 400 East, Brigham City UT	2,253	\$4.70	\$10,600	36 mo. 6/30/18	State Line Item & Other Funds	Escalates 2% annually	\$1,050
Castle Dale, 65 North Center - Daine Behling - CPD SW Early Intervention	1,760	\$4.09	\$7,200	36 mo. 6/30/16	Other Funds	None	\$600
Logan, 990 South Main Street - Cache County 4H - Cache Makers	3,150	\$28.84	\$90,860	28 mo. 10/31/17	Grant	None	\$3,028
Logan, 1780 North Research Parkway, Suite 110, North Logan - USU VP Commercialization & Reg. Devel.	4,679	\$15.30	\$71,580	120 mo. 9/15/21	Other Funds	Escalates 3% annually	\$5,965
Logan, 1780 North Research Parkway, Suite 112 North Logan - Technical Assistance for Excellence in Special Education	4,291	\$16.49	\$70,752	60 mo. 6/30/17	Other Funds	Escalates 3% annually	\$5,896
Logan, 1770 North Research Parkway, Suites 11-115, 118, 120, 130, 168, 170, 180-185, 187, 189 & 191, North Logan - USU Advancement	12,183	\$15.30	\$186,346	60 mo. 12/31/17	Other Funds	Escalates 3% annually	\$15,529
Logan, 1700 North Research Parkway, Suite B - North Logan - USU VP Commercialization & Reg. Devel.	5,000	\$12.73	\$63,654	120 mo. 4/30/24	Other Funds	Escalates 3% annually	\$5,305
Moab, 1105 South Hwy 191, Unit 1 R.C. Leasing - CPD SW Early Intervention	1,200	\$8.52	\$10,225	11 mo. 6/30/16	Other	\$25 per Year	\$852
Orem/Provo Education Center, Central Park West Bldg, 1875 South State - Regional Campuses	3,117	\$16.93	\$52,780	24 mo. 12/31/15	Other Funds	Escalates 3% annually	\$4,398
Price, 59 South 700 East - Sylvia Fassio - CPD SW Early Intervention	1,290	\$7.91	\$10,200	24 mo. 6/30/16	Other Funds	None	\$850
Salt Lake City, Wells Fargo Building, 299 South Main Street, Development Office	1,601	\$10.99	\$17,592	month to month	Other Funds	None	\$1,466
Salt Lake City, Granite School District, 2500 South State Street, SLC	25,689	\$8.75	\$224,808	60 mo. 7/31/17	Other Funds	None	\$18,734

Annual Facility Detail

Location - Dept./Project	Gross Square Feet	Annual Cost Per Square Foot Net or Full Service	Annual Cost	Terms in Months and Expiration Date	Source of Funding	Escalation	Monthly Lease Payment
Salt Lake City, 250 West 3900 South, Building B - 126, 130, 115 & 117 - Regional Campuses	1706	\$12.00	\$20,472	65 mo. 6/30/20	Other Funds	None	\$1,706
Washington DC, 211 Jeff Davis Hwy, Apt. 504N - Gates Hudson - CHaSS	1,442	\$23.63	\$34,080	12 mo. 4/30/16	Other Funds	3% annually	\$2,840
Washington DC, 211 Jeff Davis Hwy, Apt. 916N - Gates Hudson - CHaSS	1,701	\$25.20	\$42,864	12 mo. 4/30/16	Other Funds	3% annually	\$3,572
Washington DC, 211 Jeff Davis Hwy, Apt. 1108N - Gates Hudson - CHaSS	1,572	\$22.31	\$35,076	12 mo. 4/30/16	Other Funds	3% annually	\$2,923
Washington DC, 211 Jeff Davis Hwy, Apt. 1008S - Gates Hudson - CHaSS	1,442	\$22.14	\$31,920	12 mo. 4/30/16	Other Funds	3% annually	\$2,660
<b>TOTAL</b>	<b>199,813</b>	<b>\$6.27</b>	<b>\$1,252,313.00</b>				<b>\$97,982</b>



CEA President: Brian Joy  
Telephone: 435-797-2485  
E-Mail: [brian.joy@usu.edu](mailto:brian.joy@usu.edu)  
Date: 19 October 2015

**Events, Actions or Issues since last Trustees' Meeting**

- CEA Annual Luncheon held 3 June 2015
- CEA newsletter sent out September 2015
- Nominations for CEA Vice President and Treasurer conducted in September 2015
- Elections held on the week of 19 – 23 October 2015

**Upcoming Events, Activities or Issues**

- CEA Holiday Social on 16 December 2015 in Eccles Conference Center

# **Utah State University Board of Trustees Commercialization**

October 2015

Please view our Innovation & Commercialization Services Annual Report.





INNOVATION &  
COMMERCIALIZATION  
SERVICES

---

**UtahStateUniversity™**

ANNUAL REPORT 2015

## MEET THE INNOVATION AND COMMERCIALIZATION SERVICES TEAM

### Business Development Services:



**Robert Behunin, PhD**

Vice President for  
Advancement and  
Commercialization



**Christian  
Iverson, MBA**

Director of Business  
Development



**Kate Peterson  
Astle, MBA**

Business  
Development  
and Marketing  
Manager



**Jeffrey  
Collings, MBA**

Innovation Campus  
Coordinator and  
Business Manager

---

### Intellectual Property Services:



**Ryan Brady, JD**

Director of Intellectual  
Property Services for  
Utah State University  
and Associate General  
Counsel for Utah State  
University



**Dale  
Andersen, JD**

Director of Intellectual  
Property Services for the  
Utah State University  
Research Foundation  
and Associate General  
Counsel for Utah State  
University



**Monica Neilson, BS**

Patent Paralegal for  
Intellectual Property Services

## INNOVATION & COMMERCIALIZATION SERVICES

The Office of Innovation and Commercialization Services at Utah State University represents the entire University and derives its strength from USU's employees and students. It is our desire and our commitment to protect USU's intellectual property and to develop relevant, practical technologies with industry so that we can appropriately leverage the intellectual, financial and creative assets of Utah State University.

If you have any questions about whether your research or idea could be considered protectable intellectual property, please contact our office. Our business development team can help determine what commercialization options may be viable for the technology in question, and our intellectual property services team can aid in the protection of intellectual property developed within the University.

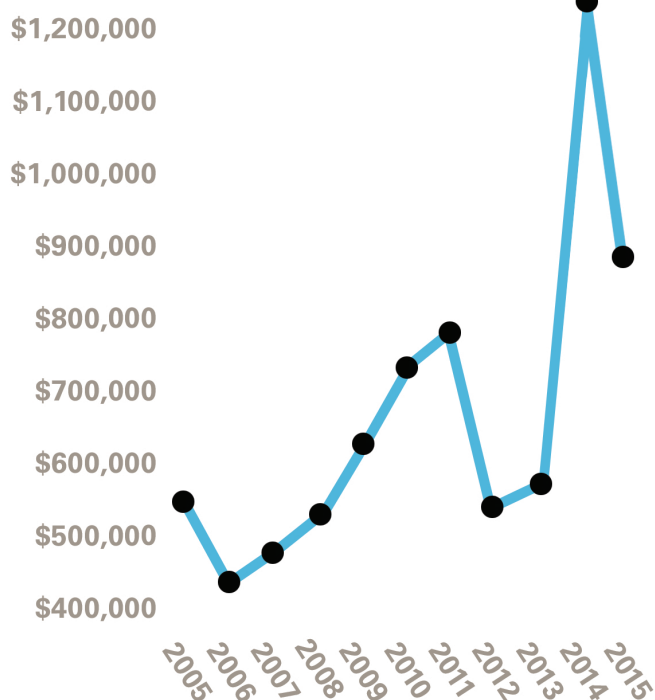
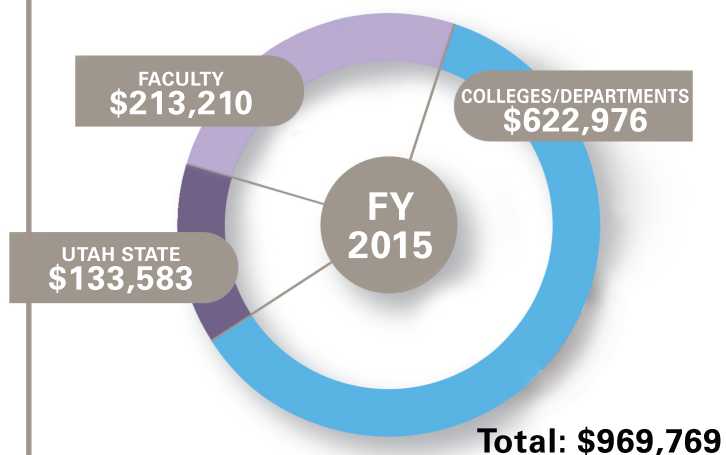
Innovation and Commercialization Services  
1780 North Research Parkway  
North Logan, UT 84341

Phone: 435-797-9610  
Fax: 435-797-9605

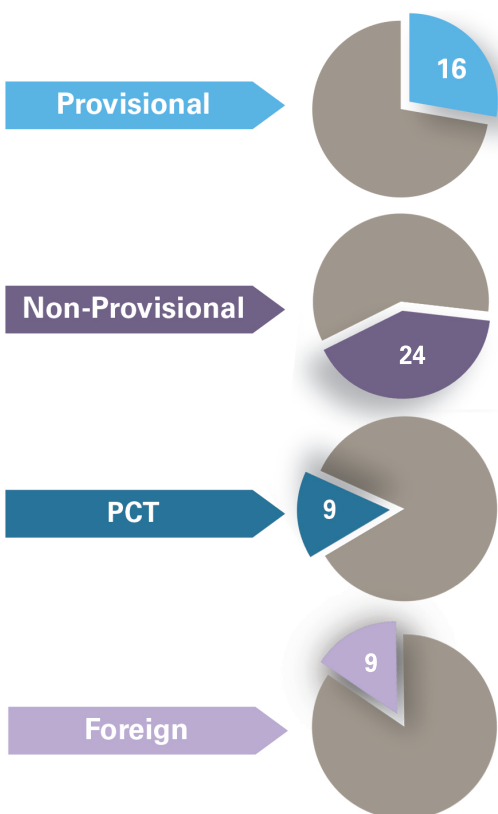
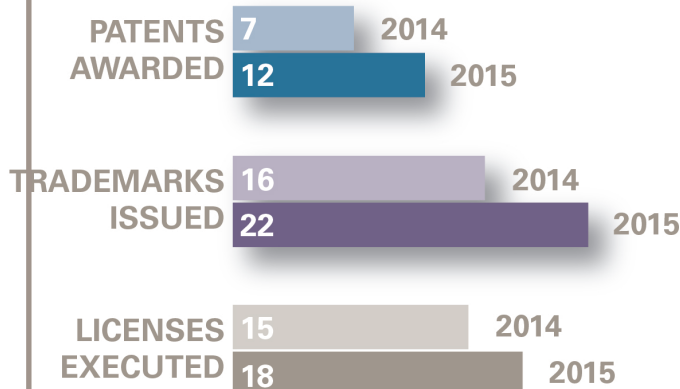
[innovation.usu.edu](http://innovation.usu.edu)

# METRICS

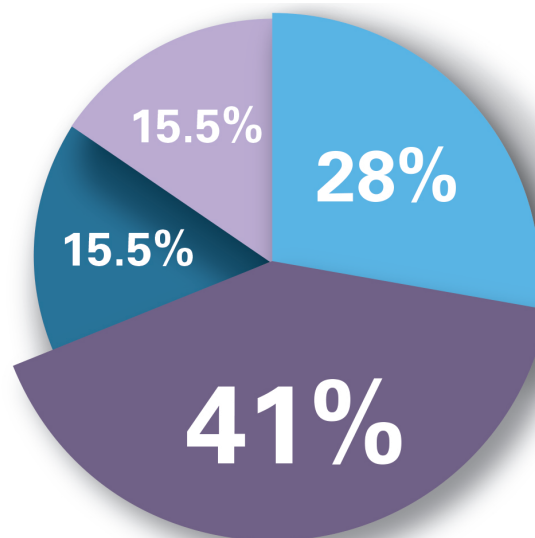
## ROYALTY DISTRIBUTIONS



## LICENSING INCOME



## FY 2015 PATENT FILINGS



# RECOGNITION



## USU Earns NATIONAL Recognition for INNOVATION

Utah State University is now one of 30 institutions that has been designated as an Innovation & Economic Prosperity (IEP) University by the Association of Public Land-Grant Universities (APLU) Commission on Innovation, Competitiveness and Economic Prosperity (CICEP).

“We are honored to receive this designation from APLU,” Utah State University President Stan Albrecht said. “As Utah’s land-grant institution, this designation represents the continuing evolution of land-grant universities and reaches beyond our teaching mission by involving the ability of the university to drive economic development throughout Utah.”

For Utah State to benefit as much as possible from the designation process, participation was based on enhancing the university’s existing commitment to innovation and economic prosperity by focusing on existing objectives of the university that are relevant to economic development. Submission efforts were led through the office of Innovation and Commercialization Services under the direction of Robert Behunin, vice president for advancement and commercialization.

“Our submission was based on the concept that by drawing from USU’s strengths and focusing on areas we need to improve, we can further our innovation and economic impact throughout the state,” said Robert Behunin, vice president for advancement and commercialization. The IEP designation acknowledges universities working with public and private sector partners in their states and regions to support economic development through a variety of activities, including innovation and entrepreneurship, technology transfer, talent and workforce development and community development.

### Preston Naegle

**Majors:** Accounting, Finance and Economics

**Minor:** Statistics

**Career**

**Aspirations:** I would like to work for a major financial or consulting firm before moving into a senior financial role within the mining or heavy equipment industry.

**Participates in:** Huntsman Scholars Program

**Achievements:** Society for the Advancement of Ethical Leadership (SAEL), Volunteer Income Tax Assistance (VITA) program



### Danny Froerer

**Major:** Electrical Engineering

**Minor:** Math

**Career**

**Aspirations:**

I would like to become a patent attorney and teach at a University.

**Participates in:** Past Vice President of the USU Rotaract Service Club



### Matthew Clegg

**Major:** Biological Engineering

**Minor:** Chemistry

**Career**

**Aspirations:** I would like to work in the medical field creating devices that will improve the lives of others.

**Participates in:** BioMedical Engineering Society, Finnish Club, A-Team

**Achievements:** Member of the National Society of Leadership and Success



## Student Talent



### Timothy Kerns

**Major:** Biological Engineering

**Career**

**Aspirations:**

I would like to work in the field of Genetic Engineering.

**Participates in:** USU’s International Genetically Engineered Machines (IGEM) competition team.



### Ted Peterson

**Major:** Law and Constitutional Studies

**Minors:**

Philosophy and Spanish

**Career Aspirations:** I would like to practice law.

**Participates in:** Sigma Chi Fraternity

**Achievements:** Sigma Chi IFC Delegate and Chapter Editor

# INNOVATION



**ARAKNITEK™**

## Stronger than **STEEL**, Tougher than **KEVLAR**

### USTAR Professor, Dr. Randy Lewis, Enhances Spider Silk Technology

Araknitek, Inc. is a Utah State University “spin-out” company created to commercialize products that emerge from scientific investigations of synthetic spider silk proteins by USTAR professor Dr. Randy Lewis. The company is currently a wholly owned subsidiary of USU, but has secured licenses to a broad portfolio of intellectual property based on and related to synthetic spider silk technology. In its initial business development efforts, Araknitek will provide bulk quantities of synthetic spider silk protein and access to proprietary production processes to its customers with licenses to make and sell market specific materials, devices or goods.

The Innovation and Commercialization Services office also forged a strategic partnership with Woodbury Corporation that enabled a new research facility to be constructed. The USTAR Bioproducts Scale Up Facility is a world-class fermentation facility located on USU’s Innovation Campus. The facility has been designed and staffed to optimize the production of bioproducts (like synthetic *E.Coli* bacteria that will create spider silk proteins) and has the capacity to produce these products on a large scale.

**Major Equipment in the facility includes:** 2 x 500 liter New Brunswick BioFlo Pro fermentors • 1 x 125 liter New Brunswick BioFlo 610 fermentors • 1 x GEATSE10 centrifuge • AKTApilot • Walk in refrigerator • Cell culture hood




## Supporting Knowledge in Language and Literacy (SKILL)

Supporting Knowledge in Language and Literacy (SKILL) is an instructional program designed to improve critical language skills that are aligned with the core curricular standards. Instructional lessons target knowledge necessary for meeting anchor standards related to Speaking and Listening, English Language Arts, and Reading Standards for Literature and Informational Texts in a K-5 setting.

The program has been used to improve language skills for children who are at-risk for language problems, have language impairments and/or who are learning English as a Second Language (ELL).

Results of early stage clinical trials indicate that the program yields significant results when implemented in whole classroom, small group and/or one-on-one individual instructional contexts. The office of Innovation and Commercialization Services is currently selling the SKILL program through the USU Works website ([usuworks.usu.edu](http://usuworks.usu.edu)).



## Two USU Echo Cancellation Patents Sold to Utah Based Company

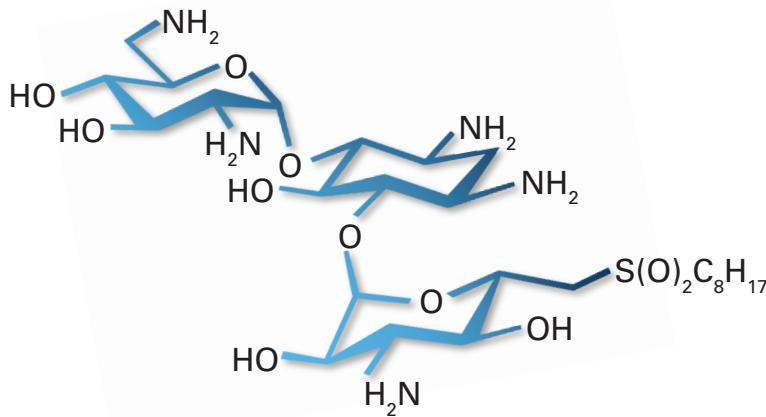
Dr. Jake Gunther, Professor of Electrical and Computer Engineering has spent years researching and developing an echo cancellation technology. The echo cancellation algorithms created by Gunther allow for the removal of echo and feedback noise present in communications taking place via phone calls and online conferencing.

Utah State initially licensed the technology to start-up company, however, the company failed to compete with larger established companies and the commercialization of the technology never took off resulting in the technology remaining “stranded” at USU for several years.

In an effort to get Gunther’s technology into the marketplace, the Innovation and Commercialization Services team worked to identify existing companies that might be interested in the patents. USU then found a Utah-based company and negotiated the sell of the two patents.

“The real story is fail, fail, fail for years and then success,” said Gunther. “I’m still working on problems related to echo and acoustic cancellation necessary for where the world seems to be going.”





## K20 – A Novel Antifungal Compound

More than 80% of crop and turf diseases are due to fungal infections. In particular, fungal diseases caused by *Fusarium* affects a wide diversity of food crops – from wheat and barley to bananas. The wide and heavy use of fungicides to combat fungal diseases have been linked to a number of environmental and human/animal health issues. USU researchers, Dr. Tom Chang and Dr. Jon Takemoto have observed striking and consistent synergistic inhibitory activities of K20, a novel antifungal compound patented by USU.

The synergism between K20, and current commonly used antifungals, offers the possibility of using dramatically smaller amounts of fungicides for crop protection, which will counter the increases in global fungal resistance and reverse the rise in human and animal health problems attributed to their current rate of use and in excessively large quantities.

The research team was recently awarded a National Science Foundation (NSF) one-year Small Business Technology Transfer (STTR) Phase I award to fund collaborative research between USU and industry to optimize the production of K20 and display the effectiveness of K20 both in greenhouse and field tests.

## USU Design Tools

USU Design Tools (created by USU's Center for Innovative Design and Instruction (CIDI)) is an LTI tool for Canvas that provides an easy way to build out the module structure of a course including quizzes, discussions, assignments, syllabus, themes, and template pages. It significantly reduces the time it takes instructional designers or instructors to complete these tasks.

Many other colleges, universities and school districts have implemented the tools or are in various stages of the installation and evaluation process. Version 2 software is open source and available on the CIDI Github site. However, CIDI is currently working on a Version 3 of the USU Design Tools that will improve the tool's usability, integration with Canvas, feature packaging, and some additional new features. CIDI with the help of the Innovation and Commercialization Services team is now exploring commercialization options for Version 3 of USU Design Tools.



# USU Builds **ELECTRIC VEHICLE** and **Roadway Research Facility and TEST TRACK**

The electric vehicle and roadway research facility and test track is a glimpse into the future of advanced, electric automotive transportation. Using wireless inductive power transfer pads embedded underneath the roadway, electric vehicles can seamlessly charge while they are in motion, drastically reducing the need for large battery packs and cumbersome charging stations. USTAR endowed professor of electrical and computer engineering, Dr. Regan Zane, will serve as the principle-investigator for the EVR facility. Dr. Zane will also be a key contributor to the scientific research and development opportunities provided at the EVR.

The EVR is a state-of-the-art facility at the forefront of wirelessly charged electric vehicle and roadway technologies engineering research, development, and testing. The complex includes a 4,800 square-foot research building and electrified quarter mile oval-shaped test track designed to demonstrate in-motion wireless power charging for electric vehicles. The EVR is located near the existing USU Power Electronics Lab to leverage the combined capabilities of the two facilities.



# COMMERCIALIZATION



## F.N.C. Aquaponics Story Economical and Environmentally Friendly Aquaponics Solution to AIDE HUMANITARIAN EFFORTS

**FNC AQUAPONICS™**  
INCORPORATED

The USU Innovation and Commercialization Services office continues to work with FNC Aquaponics, a recent USU spin-out company, to develop an aquaponics installation design that is particularly well suited for implementation in areas with developing economies. Aquaponics is a non-traditional farming method that combines aquaculture with hydroponics to produce food. Aquaponics solutions benefit developing economies through the following traits: higher growing density, lower land use, no fertilizer, and 1/10 the water use in comparison to traditional farming methods.

FNC Aquaponics currently operates a prototype facility in Logan, Utah. Overcoming site-specific hurdles, such as harsh winters and hard water, the prototype facility is capable of producing year round. In addition to proving system success, the prototype acts as a test facility for system improvements and optimization that can be implemented in installation sites around the world. FNC Aquaponics also benefits from its partnership and alignment with USU. The prototype is located on USU's Innovation Campus, which enables access to state-of-the-art equipment and facilities. In addition, USU provides a broad and relevant knowledge base through its commercialization team as well as faculty in the Colleges of Agriculture and Engineering. FNC Aquaponics, together with Choice Humanitarian, recently installed two full-scale systems in Irapuato and Acambay, Mexico.



## COMMERCIAL PIPELINE



### Sego Supreme

Sego Supreme is a program designed to introduce native and adaptable

plants into the arid west landscapes; with the intent to conserve water, maintain aesthetic landscape values, and increase awareness of our valuable natural resources.

[cwel.usu.edu](http://cwel.usu.edu)

### Wavelock

A low-cost, easy to use, circuit board (PCB) retention system that requires few or no tools to secure a PCB to a computer housing or chassis using a spring locking mechanism.

### Semiconductor Design Suite

Semiconductor design and operation technologies that make processors and networks-on-chips faster, more efficient, and more secure. Four patents have been awarded, with four patent applications pending.



### Gray Matters App

Scientifically tested with over 140 participants in a randomized control trial, the Gray Matters app gives you the tools you need to minimize Alzheimer's Disease risk.

[graymattersapp.org](http://graymattersapp.org)



### AnalySwift

AnalySwift brings you a revolutionary approach to the design and analysis of composite materials and structures—the first efficient high-fidelity modeling tools for composites. While other methods require a choice between either efficiency or accuracy, our unique approach enables both for the best available compromise of efficiency, accuracy, and versatility in multiphysics modeling. AnalySwift is led by USU alum, Allan Wood.

[analyswift.com](http://analyswift.com)



[innovation.usu.edu](http://innovation.usu.edu)

**UtahState**University



## **Extension Highlights for the Board of Trustees – 10/13/15**

### **Extension 4-H Donated Meat Program Totals 1 Million Pounds**

This year marked the 11<sup>th</sup> year of the USU Extension 4-H donated meat program service project, where youth and local volunteers sorted meat and food items on Oct. 10 to distribute through Utah Food Bank to local food pantries. This year's donation of 180,000 pounds brought the total to more than 1 million pounds of meat and food items distributed to Utah families in need since the program began in 2005. That year, the Farmington 4-H Lamb Club donated a few hundred pounds of meat as a service project. Each year since, corporate and private donors raise money to buy 4-H livestock sold at county and state fair auctions, the auction "floor price" goes to the 4-Hers, and the meat is sorted and donated to the Utah Food Bank. It is then distributed by the food bank's 134 partnering agencies throughout the state to the 444,000 Utahns who are unsure of where their next meal will come from.

### **USU Extension Assists in Historic Conservation Effort for Greater Sage-grouse**

More than two decades of USU Extension-led efforts assisted with the conservation campaign across the western U.S. that headed off threats to the greater sage-grouse, along with accompanying restrictions to state recreation, agriculture and energy development. U.S. Interior Secretary Sally Jewell made the announcement that the U.S. Fish and Wildlife Service decided not to list Greater sage-grouse under the Endangered Species Act on Sept. 22. USU Extension Wildlife Specialist Terry Messmer has led conservation efforts in Utah and the west through Utah's Community-Based Conservation Program, a collaboration formed more than 20 years ago. USU's leadership in these efforts has been lauded by Utah Gov. Gary Herbert, who signed an executive order in February directing state agencies to protect and preserve the ground-nesting bird and its habitat, and by the Western Extension Directors' Association.

### **Edible Demonstration Garden at USU Botanical Center**

In 2014, the Utah State Legislature awarded \$80,000 to develop an edible demonstration garden at the USU Botanical Center that emphasizes water conservation, demonstrates water-efficient design and educates public visitors about landscape water use. The water-focused expansion is an addition to existing gardens at the USUBC that demonstrate varieties and growing methods of edible plants. The expansion was largely constructed and designed by USUBC staff and USU Extension faculty, leaving most of the funding for supplies and plants. The garden will eventually include a sustainable building/classroom with an outdoor kitchen to help include nutrition programs. The new infrastructure makes the garden better equipped to handle large groups and is wheelchair accessible. Kaysville City managers and the director of the Weber Basin Water Conservancy expressed a heightened investment in supporting the USUBC after visiting the new garden, which serves as a sustainable community development partner.

## **College of Agriculture and Applied Sciences Highlights**

### **USU Space Crops Expert Separates Fact from Fiction in World Media**

Professor Bruce Bugbee's job title, director of USU's Crop Physiology Laboratory, makes him seem like a scientist whose work is firmly rooted in the earth. But for the past 33 years, much of Bugbee's research has focused on how to grow food in space. The book and major movie *The Martian* makes growing food in space key to the hero's survival. Bugbee has been explaining some of the finer points of the science of growing plants in space to reporters and examining what the story gets right and where it's more fiction than science. Articles in which Bugbee was extensively quoted have appeared in media in the U.S., South America, Europe and Asia. Below is drastically abbreviated list of outlets where he was extensively quoted or provided invited commentaries: Huffington Post (49.7 million viewers), Tech Times (3.8 million), Mashable (40 million) Tech Insider (2.1 million), Popular Mechanics, Scientific American, Space News, Business Insider and TechCrunch.

See the story and list of media links at [caas.usu.edu/news/martian-bruce-bugbee](http://caas.usu.edu/news/martian-bruce-bugbee)

### **Great Start for the Outdoor Products Design & Development Degree**

In its first semester since receiving approval, the Outdoor Products Design and Development degree has already attracted nearly 70 students. Utah-based Blackpine Sports provided the degree program's first scholarship and advancement officers and faculty are working out agreements with other companies in the industry to fund more scholarships and create internship opportunities.

30 October 2015

Events, Actions, or Issues Since the Last Trustee's Meeting

The Nora Eccles Harrison Museum of Art's current exhibition, *Abstraction and the Dreaming: Aboriginal Paintings from Australia's Western Desert (1971-Present)* has received national press attention including *Architects + Artisans*, *ArtsHub* and a coveted spot in the fall preview listings of *The New York Times*. As a result, the Museum has seen an increase in out-of-area visitor attendance.

Ms. Dennise Gackstetter, Lecturer in the Department of Art and Design, was named Utah Higher Education Art Educator of the Year for 2015 by the Utah Art Education Association, and was nominated for the Pacific Region Higher Education Art Educator of the Year by the National Art Education Association. This year she was also named Outstanding Supervisor by the School of Teacher Education and Leadership in the Emma Eccles Jones College of Education and Human Services.

Faculty members in the Emma Eccles Jones College of Education and Human Services have, thus far, secured federal grants totaling \$43.1M this semester:

- \$32.8M for Gear Up, a seven-year grant designed to increase college and career readiness in students attending Title I schools across Utah;
- \$7.8M for Steps to Healthy Fatherhood, a five-year project that will bring relationship education programming into youth detention facilities and alternative high schools;
- \$1.1M for Transition Programs for Students with Intellectual Disabilities (TPSID), designed to strengthen and expand the campus-based academic and independent living skills program for 19-22 year-old college students with intellectual disabilities; and
- \$2M for Personnel Preparation grants to train rehabilitation counselors in the areas of Transition Services and Customized Employment.

The Honors Program's students and work were featured in Utah State magazine this month (John DeVilbiss, "Scholars Emboldened: The Dynamic Intellectual Community of USU Honors"). The program also collaborated with the USU Office of Advancement and Alumni Relations, sending ten Honors students to dine with alumni and attend *King Lear* and *The Taming of the Shrew* at the Utah Shakespeare Festival in Cedar City over the Labor Day weekend.

The School of Accountancy in the Jon M. Huntsman School of Business has formed a \$1.5 million Bonnie B. and James H. Quigley/Deloitte Foundation Professorship in Accounting thanks to support provided by the Quigleys, with added support from Deloitte, a global financial consultant company, through the Deloitte Foundation. The department is soliciting nominations for the first holder of this professorship.

Ms. Kaydee Stratford, undergraduate student in the Department of Physics, earned a 2015 Society of Physics Students Future Teacher Scholarship. Stratford is the sole recipient of the \$2,000 annual award that nationally recognizes students for outstanding academic performance, leadership and service.

Dr. Helga Van Miegroet, Professor in the Department of Wildland Resources and the Ecology Center, is a newly selected Soil Science Society of America (SSSA) Fellow. This honor is the highest recognition bestowed by the international society, which grants less than one percent of its members this designation. Dr. Van Miegroet will receive formal recognition at a ceremony during the society's 2015 annual meeting in November in Minneapolis. A soil scientist and highly cited author, Dr. Van Miegroet is a renowned pioneer in forest soil carbon and nutrient dynamics. In 2014, she received the Women in Agronomy, Crops, Soils and Environmental Sciences Mentoring Award, a national honor jointly given by the SSSA, the American Society of Agronomy and the Crop Science Society of America.

The STE<sup>2</sup>M Center hosted Utah's first Making Innovation Conference on September 24-25, 2015. The conference gathered local and national researchers, educators, and policy makers to present, share, and discuss innovative maker activities (for example, 3D printing, electronic textiles, robotics) and related research that promotes STEM learning. It received successful reviews, including comments from an attending department chair who wrote, "In my mind this is exactly the sort of thing a good Center is engaged in. It drew academics, administrators, and educational practitioners of all stripes, both from K-12 and community members running things like after school programs. It also drew from a variety of units across our campus."

Dr. Courtney Flint, Associate Professor in the Department of Sociology, Social Work and Anthropology, travelled to Perth, Scotland in early October to give a keynote address at the Mountains of Our Future Earth Conference. Over 400 researchers from around the world came together for the conference. Dr. Flint's keynote address focused on the Human Dimensions of Mountain Landscapes. Professor Flint is a major researcher in environmental issues and serves as vice-chair of the U.S. Environmental Protection Agency's Board of Scientific Counselor's Sustainable and Healthy Communities Committee.

This fall marks the tenth anniversary of the opening of the new Merrill-Cazier Library. The Library continues to be a vibrant and active part of the USU campus. For the past ten years we have seen over one million people annually come through the doors, with this past September totaling 132,000 visitors alone. The group study rooms that were a new experiment ten years ago had over 50,000 reservations during the 2014-2015 academic year and over 500,000 discrete web users visited and used library resources over the past year. The Merrill-Cazier Library's faculty and staff are pleased at the success of the library and would like to thank the Board of Trustees for their support and foresight in making this investment in a new library ten years ago.

USU academic advising has recently undergone organizational changes to provide enhanced services and support to advisors and to better meet the students' needs throughout the system. A new 'University Advising' unit has been added to the Office of the Executive Vice President and Provost to provide support to undergraduate advising offices, both on the Logan campus and at regional locations. Mykel Beorchia has been hired as the director and will be responsible for overseeing the awarding of associate degrees, coordinating regional campus advising, and serving as the liaison to the college advisors. This new layer of support will better serve our growing USU system. Exploratory Advising, formerly named University Advising, was renamed and realigned to meet the needs of students who are undecided in their choice of major. Rather than undeclared, the new name of Exploratory Advising designates its function of helping students effectively explore their options and interests so they can choose a degree path. The Exploratory Advising office will remain under the Office of the Vice President for Student Services.



## **FACULTY SENATE REPORT TO THE BOARD OF TRUSTEES**

**October 2015**

Submitted on behalf of Ronda Callister, President of the Faculty Senate

The Utah State University Faculty Senate held its regularly scheduled meeting April 27, September 14, and October 5, 2015.

### **EVENTS, ACTIONS OR ISSUES SINCE THE LAST TRUSTEES MEETING:**

Ronda Callister, Professor, Department of Management, assumed the duties and responsibilities of President of the Faculty Senate July 1, 2015.

Lindsey Shirley, Associate Professor, Department of Agricultural Systems Technology and Education, assumed the duties and responsibilities of President-Elect of the Faculty Senate July 1, 2015.

Doug Jackson-Smith, Professor, Department of Sociology, Social Work & Anthropology, assumed the duties and responsibilities of Past-President of the Faculty Senate July 1, 2015.

The Faculty Senate accepted the annual reports from the following University and Faculty Senate Committees and Councils: Committee on Committee, Calendar Committee, Educational Policy Committee, Research and Graduate Studies, Honors Program, Libraries Advisory Council, and Parking Committee.

### **KEY ISSUES AND ACTION ITEMS:**

- 402.9 Change scheduling of Faculty Forum. Instead of using a Faculty Senate scheduled meeting time the forum will be scheduled in October or November at a date chosen by the Offices and Executives Committee of the Faculty Forum.

#### **PTR Changes:**

- Overview – The proposed amendment to policy reflects several years of careful work by the faculty senate and its committees to develop a process for post-tenure review (PTR) that is more peer-centered, rigorous, efficient, and targeted. The proposal involved edits ~~to the~~ four subsections of code under 405.12. Highlights of the changes in each section are listed below, with more detailed information about the line-by-line changes provided in the attached documents.
- 405.12 Review of Faculty – This section is lightly edited to be consistent with the changes included in the next three sections.
- 405.12.1 Annual Review of Faculty – Edits in this section note identify of the core changes in the proposed new PTR process: that it will be a phased review that is more closely tied to the existing annual review process. Moreover, it specifies that annual reviews for all post-tenure faculty will always be based on a five-year rolling window.
- 405.12.2 Quinquennial Review of Tenured Faculty – This section is renamed “Post- Tenure Review of Tenured Faculty” and provides details about the procedures to be followed for PTR at Utah State. Key elements of the new process are:
  - In addition to its current purposes, the annual review of post-tenure faculty will include a formal evaluation of whether the candidate is meeting the post-tenure performance

standard (a standard that has not been changed). Feedback in the annual review process would serve as the formal post-tenure review of faculty unless a more intensive review is triggered (see below).

- A formal departmental evaluation of PTR performance in the annual review process would lead to (a) a formal warning letter, and if performance does not improve over the next year, (b) a formal request that a Peer Review Committee (PRC) be formed to conduct a more intensive review of the faculty member's performance.
  - Membership on the PRC would be determined by mutual agreement of the faculty member and department head or supervisor.
  - The PRC would receive materials similar to those provided for the current Quinquennial Review Committees, and would meet and provide a written evaluation of the performance of the faculty member, including a determination as to whether he or she has met the PTR review standard.
  - A positive evaluation by the PRC would conclude this process. A determination by the PRC that the faculty member is not meeting the PTR standard would automatically trigger the development of a Professional Development Plan (discussed below).
  - While most PRCs would be 'triggered' by a warning letter and a formal negative evaluation in the annual review process, a process is also provided that would enable a faculty member to request a PRC review of their performance no more than once every 5 years.
- 405.12.3 Professional Development Plan – This section has been edited to clarify that the PRC review would be the trigger for development of a Professional Development Plan (PDP) and the PRC would help arbitrate disagreements about the content and accomplishment of PDPs. The process, content, and purpose of the PDP have not been changed from current code.
  - 405.6.5 Removing the word "Quinquennial" from the code to bring it in line with the other changes that were made in April of 2015.
  - 402.12.7(1) Add "Faculty University Service Award" to the list of the Faculty Evaluation Committee duties.
  - Voted for a resolution in support of gender inclusive bathrooms in the creation of new facilities on the Logan campus, regional campuses, and USU Eastern.

The Faculty Senate approved education policy actions as follows:

- One hundred fifty-one requests for course actions.
- A request from the Department of Management to rename the Manufacturing Management Specialization to Shingo Operational Excellence.
- A request from the Department of Plants, Soils and Climates to offer a Landscape Management Certificate.
- Revisions to the Grading Policy.
- Approved General Education courses and Syllabi: CMST 4570 (QI, Lisa Guntzviller), HIST/RELS 3270 (DHA, Dannielle Ross), HIST/RELS 4565 (DHA, Danielle Ross), MUSC 3030 (DSS, Kevin Olson, WILD 3300(CI).
- Approved a motion to overturn last month's vote to change the Communications Intensive (CI) criteria statement, "2. Require both written and oral communication" to read "2. Require written and/or oral communication."
- Approved a motion to survey department heads concerning CI courses they currently offer or might offer.

- A request from the Department of Applied Sciences, Technology and Education to offer an Associate of Science degree program within Agricultural Science.
- A request from the Department of Nutrition, Dietetics and Food Sciences to discontinue the Food Technology Management emphasis.
- A request from the Department of Psychology to offer a minor in Behavioral Health.
- A request from the Department of Applied Economics to change the name of the Utah Center for Productivity and Quality of Work to the Extension Center for Business and Economic Development.

**CURRENTLY UNDER DISCUSSION OR CONSIDERATION:**

- 405.7.2(1) Allow for Presidential exceptions to external reviewers when teaching is the major role assignment.
- 401.4.2(4) Proposal to change code to include State with Federal Cooperators
- Faculty Senate reapportionment proposal to allow all faculty with term appointments to vote in elections and serve on the senate (and be counted in apportionment of FS seats).
- Studying the feasibility of reducing the size of some Faculty Senate Committees.

**UPCOMING EVENT, ACTIONS AND ISSUES:**

- Faculty Forum will be held on November 9, 2015.

## **Professional Employees Association**

**PEA President:** Todd Hugie  
**Telephone:** (435) 797-2538  
**E-Mail:** todd.hugie@usu.edu  
**Date:** September 29, 2015



### **Events, Actions or Issues since last Trustee's Meeting**

Attending and participating with UHESA quarterly meetings.

Selecting Recipient for Employee of the Quarter award (April - June)

Organized and attended PEA Employee Appreciation Luncheon where the Provost was the guest speaker

### **Upcoming Events, Activities, or Issues**

- PEA Employee Christmas Social, December, 2015 - planning underway
- Meeting with the President of the University to discuss how PEA staff can support USU legislative priorities
- Meeting with UHESA (Utah Higher Education Staff Association) to strategize on how best our staff can contact legislatures and support higher education priorities for the 2016 legislative session
- Meeting with CEA to discuss possibilities of combining staff associations



Media Highlights (April – October 5, 2015):

---

Utah State University Unveils New Name for Home of Aggies Football –  
Fox13 News – April 11, 2015



Fans who turn out to cheer for the Utah State University Aggies this season will be rooting for the home team in a stadium bearing a new name. USU Football and Maverik Inc. announced Saturday that the venue where the Aggies play is now officially Merlin Olsen Field at Maverik Stadium, and a press release states the change represents a “long-term naming rights partnership.”... The announcement came during the 2015 Spring Football Game, and Maverik hosted a community tailgate from noon to 2 p.m. as part of the off-season festivities.

---

USU Student to Climb Mt. Kilimanjaro, Raise Funds for Disability Program –  
Herald Journal – April 13, 2015


The tagline for the new Utah State University program for people with intellectual disabilities, Aggies Elevated, is “climb higher” — now one student is hoping to do that literally so others can enroll in the program. Troy Shumway, 20, is set to climb Mt. Kilimanjaro in June 2015, USU announced in a news release. The fundraising goal, \$40,000, is the amount it costs to fund one Aggies Elevated student, covering academic and social supports including mentors, tutors and staff. Officials at USU’s Center for Persons with Disabilities, which houses Aggies Elevated, say that the program launched with money from private donations. This past Legislative session, they tried to get executive appropriations funding, but didn’t succeed. Currently, they are using grants and private donations to continue to fund the program, making Troy’s efforts a valuable boost. ... “It would be great to have other kids with disabilities be able to come to college and learn to be more independent, like I did,” Troy said.



---

Space Dynamics Lab Engineers Develop Unique Telescope –  
Herald Journal – April 14, 2015

A team of engineers at Utah State University’s Space Dynamics Lab were granted a patent from the federal government for an invention that will allow payload designers and engineers to put large telescopes on small



satellites. Space Dynamics Lab electro-optical engineer Trent Newswander's invention, the Multiple Petal Deployable Telescope, includes larger telescope apertures, filling a gap in the size, weight and power limitations of small satellites when it comes to accomplishing optical science missions that require larger telescopes. SDL officials say laboratory testing of prototypes has shown that this technology can support visible imaging missions. "This allows for a more economical space telescope," Newswander said. "It provides higher-fidelity images in a smaller package for less money." James Champagne, an SDL optical engineer, also played a part in developing the Multiple Petal Deployable Telescope. "A larger aperture allows for higher spatial resolution imagery," he said. "You can capture more light, and that gives you a cleaner image with less grain."

---

Utah State Online Ranked Fifth In Nation –  
Utah Business – April 15, 2015

Value Colleges, an independent online guide to the best values in college education, has named Utah State University's online programs the fifth-best value in Online Colleges in the nation. "Building on a long history of distance learning (understandable in a state with a large rural population), Utah State Online offers several accredited online bachelor's degrees, in common programs such as agricultural science and economics, as well as unusual offerings such as Communicative Disorders and Deaf Education," states the article. "A solid set of offerings and a respectable ROI of \$366,000 makes Utah State another surprising value." The 50 Best Value Online Colleges ranking is a thoroughly-researched, comprehensive guide to the online colleges and universities that give students the best return on their investment: online colleges that meet the ideal combination of affordability and excellence, with high ROI and low debt.



USU football: Matt Wells earns Coach of the Year at State of Sport Awards –  
Salt Lake Tribune – April 22, 2015



Utah State football coach Matt Wells picked up some nice recognition Tuesday night as he was named the Coach of the Year at the State of Sport Awards ceremony. Winners were determined through an online voting process. Wells led the Aggies to a 10-4 record in 2014 season and a 21-6 win over UTEP in the New Mexico Bowl, the third straight bowl win for the Aggies. The Aggies finished in third place of the Mountain Division of the Mountain West with a 6-2 record.

---

---

USU Adds First Doctorate Program in Aerospace Engineering –  
KSL – May 18, 2015

Utah's first doctorate program in aerospace will start welcoming students at Utah State University this fall. The Ph.D. program in aerospace engineering was approved by the Utah System of Higher Education Board of Regents on May 15. The College of Engineering at USU will start offering the program for the fall semester. The program will focus on the design, development and testing of rockets, spacecraft, airplanes and missiles. . . . "The new degree program will establish a separate degree path for existing aerospace engineering graduate students and attract new students who are looking specifically for a Ph.D. in aerospace engineering," said David Geller, associate professor of mechanical and aerospace engineering. "Offering this Ph.D. better positions USU to capture regional talent that would otherwise leave the state." Geller said Utah is one of the top 10 states in the nation with the highest concentration of jobs in the aerospace industries.



---

Douglas Anderson, current business school dean, to be first to hold new Jon M. Huntsman Chair –  
Herald Journal – May 16, 2015



Utah State University has a new endowed chair to support the dean of the Jon M. Huntsman School of Business, the school announced this week. The Jon M. Huntsman Chair is funded in part through a contribution from the Huntsman Foundation. The current dean of the Huntsman School, Douglas Anderson, will become the initial incumbent of the Jon M. Huntsman Chair. "To watch the rapid progress of the school of business under the leadership of Dean Anderson is a thrilling experience," said Jon M. Huntsman in a prepared statement. "We hope this ongoing commitment will recognize and retain the most qualified dean of any business school in the country."

Huntsman noted Anderson's accomplishments since he became dean in 2006, including enrollment growth across all programs in the school. The rate and quality of placement has also risen steadily, with a 95 percent placement rate for 2013. In response to the growth, the school will open a new building, Huntsman Hall, at the end of 2015.

---

USU Professor to Study Ginseng as Possible Cancer Treatment –  
Utah Public Radio – May 20, 2015

Representatives from Utah State University and SORAM Bio-medicine Research Institute of South Korea met Wednesday at a ceremony to finalize a formal partnership to study medical uses of ginseng. Dr. Foster Agblevor, a biological engineering professor at USU, said that the project will combine the best of Eastern and Western medical



knowledge to utilize the plant to treat cancer. "They [SORAM] want to be able to combine Western medicine with traditional Korean medicine. There are several types of compounds you can find in natural products," Agblevor said. "Normally, the natural products are attacking the problem by themselves and Western medicine is also looking at it separately. The question is, if you combine both, what will be the effect?" The project is expected to last two years.

---

Troy AD Gets Job at Utah State –  
Salt Lake Tribune – June 1, 2015



It took only a few years for John Hartwell to earn a solid reputation in the south for his fundraising abilities at Troy University. Apparently that reputation has now earned him an opportunity for something bigger, the athletic director's job at Utah State. Hartwell has been tabbed as the Aggies' new athletic director, replacing Scott Barnes, who is moving on to become Pitt's athletic director, sources close to Utah State athletic department confirmed Monday. Hartwell graduated from The Citadel in 1987 and spent several years in private business before joining Georgia State in 1997 as the assistant athletic director for business. Hartwell, who grew up in Mobile, Ala., played basketball for the The Citadel where he was a three-year starting forward and team captain as a senior.

---

Report: USU Department 'May Be the Top Program in the World' For Research Productivity –  
Deseret News – July 22, 2015

A department at Utah State University that trains future teachers in using technology and other innovative practices in the classroom "may be the top program in the world for research productivity," according to a report by the Association of Educational Communications and Technology. Utah State's Department of Instructional Technology and Learning Sciences earned a top 20 spot on each of the report's five key indicators, including the number of graduates and faculty, the amount of grant money awarded, and the number of publications in top research journals.



The University of Georgia was the only other institution to rank in the top 20 on each list. . . . Instructional technology and learning sciences combines several disciplines to teach prospective instructors about innovative ways to enhance the learning process in the classroom and other industries. Students in the program also learn how technology can act as a catalyst for student engagement and data-driven instruction.

---

---

Regents OK Degree in Outdoor Products at Utah State University –  
Salt Lake Tribune – August 1, 2015



Students at Utah State University who love the great outdoors will be the first in the country to major in it this fall. The Utah Board of Regents approved a decision Friday to make the school the only one in the nation with a bachelor's degree program for outdoor product design. Lindsey Shirley, an associate professor of family and consumer sciences education, created the program, the Herald-Journal in Logan reported. "In Utah, we have a unique opportunity to offer a career pathway program to students that meets an industry demand for technical designers," Shirley said in a statement. ... The program will focus on design for outdoor apparel, and will include

13 new courses as well as existing classes in sustainability, chemistry and marketing. School officials said the program could grow to add classes on making goods such as tents or kayaks. Students interested in outdoor products' technical design have had few options. Utah State previously offered just an interdisciplinary studies degree with an emphasis on fashion design and art.

---

USU Names Maura Hagan as New Dean of College Of Science –  
Deseret News – August 3, 2015

Utah State University has selected Maura E. Hagan as the new dean of the College of Science. Hagan replaces interim College of Science dean and chemistry and biochemistry professor Lisa Berreau, who took over from retiring Dean Jim MacMahon in July 2014. Hagan will work collaboratively with college leadership to foster student success, promote ongoing faculty development, maintain a culture of educational assessment and improvement, and ensure consistency of science programs and instruction throughout all USU locations and teaching centers, university officials said.



---

This Venomous Frog Has Killer Spines on its Head –  
BBC News – August 6, 2015

When Carlos Jared picked up a little frog hiding in the scrublands of the Brazilian Caatinga, he didn't expect to be hurt. And he didn't expect an intense pain radiating up his arm for the next five hours. "It took me a long time to realise that the pain had a relationship with the careless collection of these animals," he recalls.




Now he understands why. The little frog he collected is known as a Greening's frog (*Corythomantis greening*). Its head is covered in deadly spines, and Jared's research has revealed it is capable of injecting its victims with toxins more potent than those produced by Brazilian pitviper snakes. ... "We do not know for sure, but because of the toxins we see, we strongly suspect the frogs produce their own toxin," says Edmund Brodie, of Utah State University in the US, who led the research into the venomous frogs. ... The toxicity of secretions from Bruno's casque-headed

frog is a stunning 25 times as much as the toxicity of the venom of the deadly Brazilian pitviper genus, *Bothrops*. Greening's frog is not as toxic as *A. brunoi*, but it is still twice as toxic as the pitviper; on the other hand, it has better developed spines, and larger glands which produce more secretion.

---

#### USU Engineering Building Renamed After Ceremony Cache Valley Daily – August 25, 2015

Utah State University officials held an unveiling for the new name of the engineering building Tuesday morning. It was renamed the Richard and Moonyeen Anderson Engineering Building in honor of longtime supporters and USU alumni Richard and Moonyeen Anderson. The building was completed in 2003. Until Tuesday it was known simply as the Engineering Building. USU President Stan Albrecht said he was a part of the ribbon cutting when the building first opened. "It was an essential step as we moved forward building engineering excellence at Utah State," he said. "We didn't put a formal name on it at that time. I guess we didn't have the right name, but today we got the right name." According to a USU release, the Andersons have contributed more than \$5 million and have established a scholarship fund that has help more than 100 students graduate with degrees in engineering.



#### USU-Moab Adds Accounting Degree Moab Sun News – September 3, 2015

Starting in the fall of 2015, students in Moab can earn a bachelor's degree in accounting from Utah State University's Jon M. Huntsman School of Business. This degree prepares students for careers in a variety of finance-related jobs, and will be made available at a number of the university's regional campuses throughout Utah.

---



“This is a wonderful addition to our range of degrees,” Utah State University-Moab Dean Dr. Steven Hawks said. “We’re always striving to provide students with more opportunities to carve their ideal career path, and adding accounting is another positive step. We expect a lot of people will benefit from it.” USU-Moab accounting students are given a number of extracurricular opportunities in addition to their academic learning. For example, they may choose to participate in the Volunteer Income Tax Assistance (VITA) program, which provides income tax preparation

services to individuals with low to moderate incomes.

#### “Year of Water” Exhibit Showcases USU’s Vast History, Research Herald Journal – September 25, 2015

Utah State University is continuing its 2015 “Year of Water” activities with an on-campus exhibit highlighting the institution’s work in water research from USU’s founding to today. Located in the atrium of the Merrill-Cazier Library, the exhibit was curated by USU Special Collections and Archives and tells the story of the first USU president’s irrigation trials on the college farm to today’s annual Spring Run-off Conference in Logan through photos and documents. “Just as water is often referred to as the life’s blood of Utah, so too has it been the life’s work of many at USU,” the text at the start of the exhibit reads. “Particularly as it related to the science of irrigation, water became of the foremost importance when the territory established USU as the Agricultural College of Utah in 1888.” Dan Davis, a USU archivist and co-curator of the exhibit, said while the exhibit might not have “a fancy stream,” its design is meant to place emphasis on USU beyond research. . . . USU’s involvement in water research could be no more clear than the George D. Clyde Water Research Lab, which celebrated its 50th anniversary this month. The lab, at the mouth of Logan Canyon, works to create engineering solutions for the state, nation and the world’s water needs. According to a USU news release, the Water Research Lab’s work over the years has seen “irrigation technology in the deserts of the Middle East, Africa and the mountains of South America.”



#### USU Sees Record Year in Research Funding Cache Valley Daily – September 30, 2015

Utah State University has once again closed the 2014-15 fiscal year with record-breaking research funding totaling \$232 million in sponsored awards. The influx follows a 12-percent increase in research funding to academic colleges, a total of \$111 million. . . . USU President Stan Albrecht said he is excited to announce another record year of research funding because it means the hard-working and innovative research faculty and students have more

resources than ever before. He said that means USU is better positioned to accomplish its statewide land-grant mission.

---

### \$32M USU Grant Seeks To Prepare Middle Schoolers for College KSL – October 4, 2015



Professors at Utah State University hope to follow about 3,000 middle schoolers over the next seven years to give them the best chance possible at succeeding in college. It's a lengthy project funded by a new \$32 million grant from federal, state, local and commercial vendors. But by the end of the USU STARS! GEAR UP program, educators hope academic performance, high school graduation rates and desires to enroll in college will improve for many of Utah's low-income students. "The facts are pretty clear. When we

look at dropout rates, low-income students are more likely to drop out of high school. So they're not even ready for college," said USU professor James Dorward, one of the directors for the GEAR UP program. "Students have these dreams. We want to match up these opportunities with those dreams and aspirations so we can help them realize their goals." ... The program will follow the students all the way through their first year of college to ensure they are able to transition as smoothly as possible, Dorward said.

---

### NASA Astronauts Can Already Farm On Mars MSN News – October 5, 2015

The prospect of conquering the dark and vast expanse of space has fascinated the human mind for a good part of the last century. Perhaps that is why 'The Martian,' a film adaptation of Andy Weir's book about one man's struggle to survive on Mars, rocketed to the number one spot at the box office this weekend. In the movie, Matt Damon's character realizes he doesn't have enough food to survive the next possible human visitation four years in the future and is forced to recognize he might starve to



death. Luckily, he's a botanist and soon figures out a way to grow potatoes using martian soil and his own feces. Space farming, though a fictionalized scenario in the movie, is actually happening already, according to Bruce Bugbee. The director of the plants, soils and climate department at Utah State University has been working alongside NASA for the last decade to grow plants in space. ... Bugbee recently saw his project come to fruition on the International Space Station. The six astronauts on board were not only able to harvest crops this August but also were the first humans in space to consume them, according to a post on NASA.gov.

---



## Vice President for Research and Dean of the School of Graduate Studies

Name: Mark R. McLellan  
Telephone: 797-1180 Email: [Mark.mclellan@usu.edu](mailto:Mark.mclellan@usu.edu)  
Date: May – October 2015



### *Events, Actions or Issues Since Last Trustee's Meeting:*

- **Proposed USU Policy Revisions**
  - Policy # 337: Health and Safety Policy
  - Policy # 584: Human Participants in Research
  - Future related policy work driven by changes in federal policy: HIPPA Data and USU Research Data
- **Laboratory Safety Task Force**
  - APLU Lead taskforce joint with AAU. The task force report will first be revealed as a draft report at the Fall APLU meetings with an expected full rollout this winter.
  - The report calls for all universities to step up their effort significantly to improve safety in a campus learning environment.
  - USU is positioned with our new Health & Safety Policy to be strongly responsive.
- **Annual USU Faculty Trip to DC with Federal Agencies and Utah Delegation (see faculty representation next page)**
  - On October 4-7, the RGS office brought a team of faculty representing all of the colleges of USU to Washington DC to introduce the faculty to top funding agencies.
- **APLU-COR Reception (Hosted by USU and University of Utah) (June 29 @ Red Butte Gardens in SLC)**
  - President Albrecht and President Pershing gave joint presentation
  - General meetings for all member institutions held in Park City (June 27-30)
  - Guests received tour of Utah's Natural History Museum
- **Office of Research and Graduate Studies**
  - 1) APLU - CRPGE Laboratory Safety Task Force Meetings in DC (May 5 thru 7)
    - Bi-monthly teleconference (Includes USU EH&S Director, Steve Bilbao)
  - 2) USU Sunrise Sessions at Little America in Salt Lake City
    - Mac McKee (May 15), Jeannie Thomas (August 7), Tony Lowry (Oct. 2)
  - 3) NAREEE bi-monthly teleconferences
  - 4) FDA Science Board bi-monthly teleconferences
  - 5) Quarterly USURF Board Meeting (May and August)
  - 6) Interface and collaboration with VP for Research at U of U, Tom Parks (June and August)
  - 7) RGS annual strategic planning (June 9)
  - 8) IFT Annual Meetings in Chicago (July 9-13)
  - 9) Quarterly FDA Science Board Meeting (July 28-30)
  - 10) Completion of RGS FY2015 Annual Report and presentation to Faculty Senate (Sept 14)
    - Ref: [https://rgs.usu.edu/eventsandmedia/files/uploads/Faculty\\_Senate\\_Report\\_2014\\_web.pdf](https://rgs.usu.edu/eventsandmedia/files/uploads/Faculty_Senate_Report_2014_web.pdf)

- 11) Research Council (Sept. 24 & Oct. 22)
- 12) Training for Research Faculty (TRF) (Sept. 9 and Oct. 7)
- 13) Graduate Research Training Series (GRTS) (Sept 23 and Oct 14)
- 14) Continuation of faculty and graduate student Grant Writing Seminars
- 15) Implementation of the new Quali-Coeus software to replace aging proposal submission software – Activation date: Oct 19.
- 16) TEDxUSU 2015 (Oct. 23) – A featured speaker: Dr. Luciana Borio, Chief Scientist for the U.S. Food & Drug Administration (FDA)
- 17) Iowa Governor Terry Branstad, & the Iowa State Chamber of Commerce @ the Iowa Governor’s Mansion--- Presentation by Dr. McLellan: “The Wonders of Science & The Future of Hope” – Oct 15th

***Future Events, Actions, or Issues:***

- Training for Research Faculty (TRF) – “Working with funding agencies” - (Nov. 11)
- Training for Research Faculty (TRF) – “Making Tenure & Promotion” - (Feb. 17)
- Training for Research Faculty (TRF) – “Broader Impacts for Grantsmanship” - (Mar. 16)
- Annual APLU Conference in Indiana (Nov. 13-17)
- Graduate Research Training Series (GRTS) – “Creating lasting impressions” - (Nov. 18)
- Graduate Research Training Series (GRTS) – “Graphics that really communicate” - (Jan. 20)
- Graduate Research Training Series (GRTS) – “Making the Library work for you” - (Feb. 24)
- Graduate Research Training Series (GRTS) – “PPT & Poster Presentations” - (Mar. 23)
- Quarterly FDA Science Board Meeting in DC (Nov. 18)
- Council of Graduate Schools in Seattle (Dec. 2-4)
- USDA NAREEE Board Meeting in DC (December)
- USU Sunrise Session in Salt Lake featuring Regan Zane, USTAR Professor, College of Engineering

## 2015 DC Funding Agency Trip Participants

### **Trisha Atwood**

#### **Assistant Professor Watershed Sciences**

Ecosystem ecology, predator-prey dynamics, biogeochemistry, global change, aquatic ecology



### **Jody Clarke-Midura**

#### **Assistant Professor Instructional Technology & Learning Sciences**

Immersive virtual environments, collaborative learning & assessment, equity in STEM education



### **Alexis Ault**

#### **Assistant Professor Geology**

Geochronology, thermochronology, continental tectonics, dating past fault slip and seismicity



### **Rick Cruz**

#### **Assistant Professor Psychology**

Substance use, child development, adolescence, culture, developmental psychopathology, mental health, family processes, risk and resilience



### **Jacoba Baggio**

#### **Assistant Professor Wildland Resources**

Ecology, plant & animal science



### **Carrie Durward**

#### **Assistant Professor Nutrition, Dietetics, & Food Sciences**

Nutrition Behavior Change, Program Evaluation, Farmers' Market Incentives



### **Stephanie Borrie**

#### **Assistant Professor Communicative Disorders & Deaf Education**

Human interaction and neurogenic speech disorders



### **Guifang Fu**

#### **Assistant Professor Mathematics & Statistics**

Ultra-high dimensional statistical methods for analysis of 'big data'



### **Jonathan Brunstedt**

#### **Assistant Professor History**

Dr. Brunstedt's research focuses on cultural memory of war and nationalism in the Soviet Union and Communist Europe.



### **Zuri Garcia**

#### **Assistant Professor Extension (Davis County)**

4-H Youth Development, military youth, mental and emotional health, Latino outreach



**Karen Kapheim**  
**Assistant Professor**  
**Biology**

Karen uses comparative genomics and behavioral ecology to understand the evolution of behavior.




**Christopher Scheer**  
**Associate Professor**  
**Music**

Late 19th and early 20th century British musical culture, Theosophy, arts




**Young---Woo Kwon**  
**Assistant Professor**  
**Computer Science**

Distributed systems/middleware, software engineering, energy---efficient mobile software, disaster early warning networks.



**Sarah Urquhart**  
**Assistant Professor**  
**Interior Design**




**Robert Nalbandov**  
**Assistant Professor**  
**Political Science**

International relations, international & regional security, counter---terrorism



**Elizabeth Vargis**  
**Assistant Professor**  
**Biological Engineering**

In---vitro models of disease; light---based detection platforms



**Matt Omasta**  
**Assistant Professor**  
**Theatre Arts**

Theatre/drama education, with emphases on student impact, best practices, teacher education, and ethics.



**Zeljko Pantic**  
**Assistant Professor**  
**Electrical & Computer Engineering**

Systems for wireless power transfer, power electronics, AC motor drives



Neil Abercrombie  
Director of Government Relations  
[Neil.abercrombie@usu.edu](mailto:Neil.abercrombie@usu.edu)  
435-797-0257

State and Federal Relations  
Utah State University

October 22, 2015

---

## 2015 Fall Update

### Budget Review

Quick review of the current budget picture for the State of Utah:

- Utah ended FY 2015 with \$96.3M General and Education Fund revenue surplus (education fund ended up \$119.2M and General Fund under \$23M from the target). The individual income tax is the biggest contributor to the surplus.

By statute the legislature adds 25% of the revenue surplus to the GF and EF rainy day funds. Currently the Utah rainy day fund is at \$528M, the highest amount in state history. In the end (after transfers) the EF Reserve Account has a \$43.8M surplus. Estimated FY2016 could result in a surplus ranking from \$40 to \$190M. The risks identified for the state budget are: weak sales tax, peaking corporate income tax, and potential slowing of global economy. It is again anticipated that business growth in Utah will outpace most of the other areas of the United States.

### 2016 Budget Requests

In September the Board of Regents finalized the 2016 budget priorities for USHE. The Regents put together a total request of 9.1% increase in state support.

#### USHE Budget Requests for 2016

- Merit-based compensation – \$32M
- Access and affordability initiative – \$9.2M
- Market demand programs – \$10M (this would include funding for USU graduate initiative)
- Performance funding – \$15M
- Statewide programs – \$10.5M (cyber security, Regents' scholarship)

#### 2016 State Building Board Rankings

In October the Utah State Building Board reviewed presentation from over 20 public entities, which would total over \$400M in new capital development projects for the state. The top five ranked projects by the Building Board are:

1. Utah Valley University – Performing Arts Building
2. Utah State Archives and Records building
3. Utah State University – Biological Science Building
4. University of Utah – Medical School remodel and addition
5. Department of Environmental Quality – Technical Support Center

### **Washington, D.C. Update**

USU is engaged in a number of policy discussions on Capitol Hill. These conversations have included various areas of campus, we have worked with nearly each member of our Utah delegation with recent legislation proposed on the House and the Senate side. Both Senator Lee and Rep. Love have recently introduced higher education reform bills. In addition, Senator Hatch serves on the Senate Health, Education, Labor, and Pensions committee, the central committee for review of the Higher Education Reauthorization Act. A few of the top issues for USU in Washington this fall:

- Campus Accountability and Safety Act (CASA)
- Patent and IP Reform
- College Scorecard and student achievement
- NCAA and student athlete issues
- R&D Funding – budgeting beyond continuing resolution

### **Key Dates**

- October 29<sup>th</sup> – Education Interim Committee
- November 3<sup>rd</sup> – Municipal general election
- November 12<sup>th</sup> – Infrastructure and General Government Interim Committee
- November 18<sup>th</sup> – Legislative Interim Day
- January 25<sup>th</sup> – First day of the Legislative Session

## **STUDENT SERVICES**

Name: James D. Morales  
Telephone: 797-9250  
e-mail: [james.morales@usu.edu](mailto:james.morales@usu.edu)  
Date: October 15, 2015

### **Focus of Student Services**

As a standard part of this report, a page will be included providing updates on enrollment and recruitment activities. The first page of this report will focus on programs and activities relating to the efforts being provided by the many outstanding and supportive departments within the Division of Student Services.

### **Department Reports**

#### **Veterans Resource Office**

The Veterans Resource Office (VRO) provides support for current and former service members and their families as they pursue their academic, career, and personal goals at Utah State University. This will be accomplished through education and outreach, utilizing all resources available within and outside of the university.

#### **Goals & Objectives**

- Assist individuals with the transition from service to academic life.
- Educate individuals about financial resources available to students and veterans.
- Advocate on behalf of students when necessary.
- Collaborate with other University and community entities to provide resources and opportunities for veteran students.
- Establish a mentoring program utilizing fellow students and faculty.
- Educate the campus and community on veterans' affairs.

#### **Students Served in 2014-15**

Veteran	504
Dependents	<u>175</u>
Total	679

#### **Meeting Goals & Objectives**

The VRO worked as the one stop resource for our veteran, military, and dependent population to connect them with needed resources provided at the institutional, state, and federal level. With these entities the VRO worked to help students with needed accommodations and resources developing working relationships with Counseling and Psychological Services, Disability Resource Center, Academic Resource Center, Department of Work Force Service, and the Mobile Veterans Center.

Additionally, the VRO is in the process of establishing a Veterans Integration to Academic Leadership (VITAL) program with Veterans Administration Healthcare services. As our veteran, military, and dependent population has grown we are working to develop and provide services that will help them to better integrate and succeed as students at USU.

# Fall 2015 Enrollment Summary Information

(Oct 12, 2015)

## USU System

	UNDERGRADUATE HEADCOUNT (AAA)														
	LOGAN			REGIONAL CAMPUS			EASTERN (Price & Blanding)			LESS DUPLICATES		TOTAL USU			
	2014	2015	% of 2014	2014	2015	% of 2014	2014	2015	% of 2014	2014	2015	2014	2015	% of 2014	
<b>New Freshman</b>	3,234	3,818	118.1%	541	951	175.8%	554	562	101.4%	247	567	4,082	4,764	116.7%	
<b>Transfer</b>	1,100	1,148	104.4%	817	880	107.7%	68	82	120.6%	223	393	1,762	1,717	97.4%	
<b>Continuing</b>	9,676	10,091	104.3%	5,863	7,500	127.9%	771	733	95.1%	2,440	4,063	13,870	14,261	102.8%	
<b>Returning</b>	967	1,065	110.1%	496	634	127.8%	147	143	97.3%	199	316	1,411	1,526	108.2%	
<b>HS Concurrent/Other</b>	2	0	0.0%	2,349	2,163	92.1%	495	490	99.0%	0	1	2,846	2,652	93.2%	
<b>Non-Matriculated</b>	35	76	217.1%	254	262	103.1%	12	5	41.7%	1	4	300	339	113.0%	
<b>TOTAL</b>	<b>15,014</b>	<b>16,198</b>	<b>107.9%</b>	<b>10,320</b>	<b>12,390</b>	<b>120.1%</b>	<b>2,047</b>	<b>2,015</b>	<b>98.4%</b>	<b>3,110</b>	<b>5,344</b>	<b>24,271</b>	<b>25,259</b>	<b>104.1%</b>	

\* Numbers above include summer & fall 2015 enrollments.

## Logan Campus

### LOGAN UNDERGRADUATE HEADCOUNT BREAKDOWN

	2014		2015		% of 2014	
	Admitted	Enrolled	Admitted	Enrolled	Admitted	Enrolled
<b>New Freshman</b>	10,360	3,185	12,054	3,797	116.4%	119.2%
<b>Domestic</b>	10,225	3,162	11,893	3,771	116.3%	119.3%
<i>Resident</i>	7,052	2,193	8,115	2,585	115.1%	117.9%
<i>Nonresident</i>	3,172	969	3,769	1,201	118.8%	123.9%
<b>International</b>	135	23	161	26	119.3%	113.0%
<b>New Transfer</b>	1,910	1,062	2,036	1,126	106.6%	106.0%
<b>Domestic</b>	1,877	1,051	1,975	1,107	105.2%	105.3%
<i>Resident</i>	1,133	688	1,170	708	103.3%	102.9%
<i>Nonresident</i>	744	363	805	399	108.2%	109.9%
<b>International</b>	33	11	61	19	184.8%	172.7%

\* Numbers above include summer & fall 2015 enrollments.

## 2014-2015 Recruitment Events

On-Campus Events

Open Houses and Receptions



**Logan Campus**

Campus Tours- (Daily) - 10:15 am and 1:45 pm
Football & Basketball Games (September to March) - <i>host 100 students per game</i>
Transfer Days (Sept- April)
Out-of-State Days (Sept – April)
Aggie Leadership Extravaganza (Nov 7, Nov 13)
Logan Open House (Nov 11)
Diversity Days (Nov 20)
Transfer Leadership Experience (Jan 16, 2016)
Hispanic Leadership Conference (Feb 26, 2016)
Ultimate Aggie Experience (Feb 27, 2016)
A-Day (March 25, 2016)
USU Leadership Conference (June 13-16, 2016)

**Price Campus**

Campus Tours- (Daily) - 10:30 am
Theatre Events & Basketball Games (September to March)
Experience the Student Life of USU Eastern (Oct 30-31)
Experience the Excitement of USU Eastern (Nov 20-21)
Price Open House (Dec 1)
Experience the Diversity of USU Eastern (Jan 22-23)
Experience the Education of USU Eastern (Feb 19-20)
Experience the Leadership of USU Eastern (Mar 18-19)

Chicago, IL (Sept 28)
Phoenix, AZ (Sept 29)
Washington, DC (Sept 29)
Houston, TX (Oct 14)
Dallas, TX (Oct 15)
Vernal, UT (Oct 20)
Tooele, UT (Oct 21)
Denver, CO (Oct 22)
Portland, OR (Oct 28)
Honolulu, HI (Oct 29)
Seattle, WA (Oct 29)
Provo, UT (Oct 29)
Layton, UT (Nov 4)
Idaho Falls, ID (Nov 5)
Boise, ID (Nov 10)
Logan, UT (Nov 11)
Salt Lake, UT (Nov 12)
Ontario, CA (Nov 17)
San Diego, CA (Nov 17)
Anaheim, CA (Nov 18)
Reno, NV (Nov 18)
Sacramento, CA (Nov 19)
Price, UT (Dec 1)
St George, UT (Dec 2)
Las Vegas, NV (Dec 3)

## Trustees Report, USU Eastern, October 2015

**Dedication of Central Instruction Building:** With great pleasure, USU Eastern will dedicate its new instruction facility at the Price Campus on October 30th. In addition to enhancing the beautifying the Campus, this building greatly increases the University's overall ability to send and receive courses throughout the Regional Campus system.

Following are the planned events:

- On the evening before, Oct. 29<sup>th</sup>, at 7:00 p.m., the Chancellor will host Trustees, USU Administrators, and partners at the Carbon County Country Club, at 3055 US-6, Price, for dinner and informal socializing.
- Trustees will meet the following morning at 9:00 a.m. in executive session, and at 10:00 a.m. in regular session.
- The Dedication Luncheon begins at 11:45 a.m.
- The Dedication itself will occur at 1:00 p.m.

**Blanding Campus and Price Campuses Receive Multiple Grants:** Recently, USU Eastern has received multiple grants to enhance instruction, including the following:

- Blanding Campus Student Support Services (SSS) Grant – \$1.7m over five years from the Department of Education. This grant serves 200 first generation and low income students, providing academic support services in advising, tutoring, financial aid, and financial literacy counseling.
- Price Campus Student Support (SSS) Grant – \$1.1m over five years. This grant has the same purpose as the Blanding SSS grant, but it serves 140 first generation and low income students.
- Blanding Campus Native American Serving Non-Tribal Institution (NASNTI) Federal Grant – \$1.8m over five years. This grant allows the Blanding Campus to continue and upgrade STEM and CTE instruction. Under this grant, the Campus will purchase a trailer-mounted mobile laboratory for STEM, healthcare, and CTE distance training. It also provides for STEM internships, sending Blanding students to the Logan campus for advanced educational experiences with STEM departments and faculty there.



## Office of the Student Body President

---

Trevor Olsen | (435) 757-5847  
president.ususa@usu.edu

### USUSA Trustees Report

October 30, 2015

#### **Aggie Blue Leadership Conference**

On Aug. 24 and 25, one week before fall semester began, USUSA hosted its annual leadership conference for incoming freshmen and transfer students. The conference was a huge success and approximately 40 more participants attended than last year.

#### **Week of Welcome**

Aggiefest 2015 hosted a variety of new events as well as the traditional first week of school activities that students love. Some of the new events included the Aggiefest Fair, non-traditional student movie showing, and a pep rally. The 80s Dance was canceled on Sept. 4 due to weather conditions, but was rescheduled for Sept. 24. Programming Vice President Sawyer Hemsley successfully implemented a new volunteer structure during this week.

#### **College of Agriculture and Applied Sciences Week**

Senator Calee Lott's CAAS Week was held Sept. 21-26. Sheep herding, the Tractor Parade, and Recycled Fashion Show were just a few of the highlights from the week. On the 26th, we remembered the 10 year anniversary of the van accident which killed eight agriculture students and their instructor.

#### **Homecoming**

Events for Homecoming this year were planned and executed by Traditions Director Alexander Aburto. The Big Agg concert was co-sponsored by USUSA and Logan City and the Hurd cheered on the Aggies as they beat Colorado State. Athletics Vice President Thomas Rogers also competed in Mr. USU on Monday night as Mr. Involvement and took home the crown.

#### **GRC Voter Registration**

The Government Relations Council is currently conducting a Voter Registration Drive. They are competing with the USU College Republicans and College Democrats to see which organization can register the most students.

#### **Business Week**

The Huntsman School of Business held their college week from Oct. 19-24. The main event was the Questival, held over Friday and Saturday of the week. Other successful events included the Monday kick-off event and Taco Tuesday.

#### **The Howl**

There's No Turning Back Haunted Forest took over the Taggart Student Center on Oct. 24. Tickets were sold out on Friday for the first time in Howl history.

#### **President's Cabinet Shoe Drive**

A shoe drive is currently underway that will provide shoes to developing countries. The USUSA President's Cabinet has placed collection boxes in the TSC, Library, HPER, and Business Building.

## **ACTION AGENDA**

**October 30, 2015**

1. Proposal by the Department of Nutrition, Dietetics and Food Sciences to discontinue the Food Technology Management Emphasis
2. Proposal by the Department of Psychology to offer a Minor in Behavioral Health
3. Proposal to Approve Phase 2 of the Space Dynamics Laboratory Building, a Non-State Funded Project
4. Utah State University Master Plan
5. Real Property Acquisition

30 October 2015

**ITEM FOR ACTION**

Utah State University's Department of Nutrition, Dietetics and Food Sciences in the College of Agriculture and Applied Sciences proposes discontinuation of the Food Technology Management Emphasis in the manner described below.

**EXECUTIVE SUMMARY**

The Department of Nutrition, Dietetics and Food Sciences in the College of Agriculture and Applied Sciences proposes discontinuation of the Food Technology Management Emphasis.

**RECOMMENDATION**

The President and Provost recommend that the Board of Trustees approve the proposal to discontinue the Food Technology Management Emphasis in the College of Agriculture and Applied Sciences.

RESOLUTION  
UTAH STATE UNIVERSITY  
BOARD OF TRUSTEES

WHEREAS, Utah State University's Department of Nutrition, Dietetics and Food Sciences in the College of Agriculture and Applied Sciences proposes discontinuation of the Food Technology Management Emphasis, and

WHEREAS, The proposed discontinuation reflects changes in the food science discipline, and

WHEREAS, The proposal has been approved by the academic dean, the Educational Policies Committee, and the USU Faculty Senate, and

WHEREAS, The proposal has been approved by the President and Provost of Utah State University;

NOW THEREFORE BE IT RESOLVED, That the Utah State University Board of Trustees hereby approve the proposal to discontinue the Food Technology Management Emphasis in the College of Agriculture and Applied Sciences' Department of Nutrition, Dietetics and Food Sciences and that this proposal be forwarded to the Utah State Board of Regents of the Utah System of Higher Education.

---

---

RESOLUTION APPROVED BY THE BOARD OF TRUSTEES

---

DATE

**Request for Discontinuation of the Food Technology Management Emphasis**  
**Utah State University**  
**College of Agriculture and Applied Sciences**  
**Bachelor of Science**  
**02/15/2015**

**Section I: Request**

The Department of Nutrition, Dietetics and Food Sciences (NDFS) in the College of Agriculture and Applied Sciences at Utah State University requests approval to discontinue the Food Technology Management (FTM) emphasis. This is a four-year course of study in food science and business classes in which the student is required to complete a business minor in either Business Management or Operations Management. The FTM emphasis does not have any outside accreditation. The department currently also has a Food Science (FS) emphasis resulting in a Bachelor of Science Degree. The FS emphasis is accredited and approved nationally by the Institute of Food Technologists and the course of study is science orientated requiring courses in chemistry, biochemistry, physics, and food science.

The FTM emphasis was initiated many years ago to allow students to obtain business knowledge to augment a career as a food scientist. Today, food companies are looking for food science students with a depth of science background, and the FTM students are graduating today do not meet the competencies currently required to work as a food scientist nor do they have a sufficient science background to move into a plan A master of science in food science. On the other end, food companies are hiring business majors to fill their business needs.

The number of students enrolled in the Food Technology Management has declined and there has only been 5 undergraduate students graduate in this emphasis since 2011. There are currently 4 students in the emphasis, and pending approval of this request, no additional students will be admitted into this emphasis area. Current students in the FTM emphasis will be able to complete their degrees under the FTM emphasis before the program is discontinued.

Course enrollments will not be greatly impacted by the discontinuation of the FTM emphasis given the few students in the programs, and that there are no courses in the NDFS department, or elsewhere on campus, taught only for the FTM students.

**Section II: Need**

Enrollment numbers in FTM began to decline in 2000 because the emphasis was not meeting the needs of students to pursue careers in either food science or business. Students have been advised that a better option to the FTM is to receive a degree in food science or in business and pursue a minor in business or in food science, respectively, depending on their career goals. The NDFS department has a Food Science minor option, and USU business students seeking knowledge of food science can obtain a minor in Food Science. The Jon M Huntsman School of business offers many options for minors, and USU food science students seeking knowledge in business can pursue a one of those. In either scenario, students will be better prepared for their chosen careers than is provided through the FTM emphasis.

The department has set a priority to strengthen its graduate and undergraduate programs in food science. Students in the FTM emphasis do not take the same background courses as do students in the FS

emphasis, yet they are required to take many of the same food science courses. Several of those courses are also dual listed for graduate credit. Having FTM students in those courses makes it difficult to strengthen the depth of those food science courses to meet the competency requirements of the accrediting body for the Food Science emphasis and to meet the needs of the graduate program.

### **Section III: Institutional Impact**

Discontinuation of the FTM emphasis will not impact any other programs or classes in the NDFS department, College of Agriculture and Applied Sciences or at Utah State University. There will be no need for changes in faculty, staff or facilities.

Request suspending enrollment in the FTM emphasis for Fall 2015. Each of the four students currently in the program have been identified. Two will graduate in fall 2015, on schedule, unaffected by this request. The other two students will be made aware of the discontinuation of the FTM emphasis and they will be allowed to graduate under that emphasis if they choose. No changes in their program of study will be necessary since all classes taught for this emphasis will continue to be taught for Food Science or Business majors.

### **Section IV: Finances**

No cost or savings associated with this change is anticipated.



30 October 2015

**ITEM FOR ACTION**

Utah State University's Department of Psychology in the Emma Eccles Jones College of Education and Human Services proposes offering a Minor in Behavioral Health in the manner described below.

**EXECUTIVE SUMMARY**

The Department of Psychology in the Emma Eccles Jones College of Education and Human Services proposes offering a Minor in Behavioral Health.

**RECOMMENDATION**

The President and Provost recommend that the Board of Trustees approve the proposal to offer a Minor in Behavioral Health in the Emma Eccles Jones College of Education and Human Services.

RESOLUTION  
UTAH STATE UNIVERSITY  
BOARD OF TRUSTEES

WHEREAS, Utah State University's Department of Psychology in the Emma Eccles Jones College of Education and Human Services proposes offering a Minor in Behavioral Health, and

WHEREAS, The proposed program will allow students to have a focus in behavioral health which will be an advantage for them as they apply for professional and graduate schools, and

WHEREAS, The proposal has been approved by the academic dean, the Educational Policies Committee, and the USU Faculty Senate, and

WHEREAS, The proposal has been approved by the President and Provost of Utah State University;

NOW THEREFORE BE IT RESOLVED, That the Utah State University Board of Trustees hereby approve the proposal to offer a Minor in Behavioral Health in the Emma Eccles Jones College of Education and Human Services' Department of Psychology and that this proposal be forwarded to the Utah State Board of Regents of the Utah System of Higher Education.

---

---

RESOLUTION APPROVED BY THE BOARD OF TRUSTEES

---

DATE

**Program Request - Abbreviated Template  
Utah State University  
Behavioral Health Minor in Psychology  
January 28, 2015**

**Section I: Request**

The Department of Psychology is proposing to offer a minor in Behavioral Health.

**Section II: Need**

Increasingly there is a demand for students entering a variety of professions to have a background in social and behavioral principles and how these impact a variety of human outcomes, including health and well-being. This is reflected in places such as the new MCAT which, as of 2015, has a test section on "Psychological, Social, and Biological Foundations of Behavior." This minor will allow students to have a focus in behavioral health which may be advantageous for them as they apply for professional and graduate schools in areas outside of Psychology but with a social/behavioral component.

**Section III: Institutional Impact**

There will be no substantial impact on any existing programs, units, etc. All classes for the proposed minor currently exist and are often taken by students outside of Psychology.

**Section IV: Finances**

There is no anticipated financial impact of this new minor. No new resources are needed to implement this minor.

**Section V: Program Curriculum**

**All Program Courses (with New Courses in Bold)**

Course Prefix and Number	Title	Credit Hours
Required Courses		
Psy 1010	General Psychology	3
Psy 1100	Lifespan Development	3
Psy 1400/1410	Analysis of Behavior: Basic Principles / Lab	4
Psy 3110	Health Psychology	3
Psy 3500	Scientific Thinking and Methods in Psychology	3
Psy 3510	Social Psychology	3
<b>Sub-Total</b>		<b>19</b>
Elective Courses		
<b>Sub-Total</b>		
Track/Options (if applicable)		

Course Prefix and Number	Title	Credit Hours
	<b>Sub-Total</b>	
	<b>Total Number of Credits</b>	<b>19</b>

### Program Schedule

	<i>Fall</i>	<i>Spring</i>
<i>Year 1</i>	<i>Psy 1010 – General Psy (3)</i>	<i>Psy 1100 – Lifespan Dev. (3)</i>
<i>Year 2</i>	<i>Psy 1400/1410 – Analysis of Beh. / Lab (4)</i>	<i>Psy 3110 – Health Psy. (3)</i>
<i>Year 3</i>	<i>Psy 3510 – Social Psy (3)</i>	<i>Psy 3500 – Scientific Methods (3)</i>

30 October 2015

## **ITEM FOR ACTION**

**RE:** Proposal to Approve Phase 2 of the Space Dynamics Laboratory Facility, a Non-state Funded Project

## **EXECUTIVE SUMMARY**

The University requests approval to construct phase 2 of the Space Dynamics Laboratory (SDL) facility, a non-state funded project, located at the Innovation Campus in Logan, Utah to house the C4ISR Systems Division that develops advanced intelligence, surveillance, and reconnaissance “ISR” technologies to support a wide variety of command, control, communications, and computer “C4” system needs.

The C4ISR division’s existing facilities have reached maximum capacity and are limiting new growth. Currently C4ISR is housed in four separate buildings on the Innovation Campus. Three of the four buildings are being leased and are not sufficient to meet all of the program needs. This new facility will bring the C4ISR division back together and eliminate the need to lease additional space that may require extensive building modifications.

Phase 2 of the SDL building will be in the range of 37,500 square feet and will include offices, electronics and computer testing laboratories, computer server rooms, conference rooms, and a marketing board room. Operation and maintenance funds will not be requested from the State.

An initial feasibility study by FFKR Architects has been completed and estimates the total cost for phase 2 of the facility to be \$12 million. This project will be funded with proceeds from bonds issued under Utah State University’s existing Research Revenue System.

## **RECOMMENDATION**

The President and Vice President for Business and Finance recommend that the Board of Trustees approve phase 2 of the Space Dynamics Laboratory facility at the Innovation Campus using Research Revenue System bonds.

**RESOLUTION  
UTAH STATE UNIVERSITY  
BOARD OF TRUSTEES**

WHEREAS, The University requests approval to construct phase 2 of the Space Dynamics Laboratory (SDL) facility, a non-state funded project, located at the Innovation Campus in Logan, Utah to house the C4ISR Systems Division that develops advanced intelligence, surveillance, and reconnaissance “ISR” technologies to support a wide variety of command, control, communications, and computer “C4” system needs; and

WHEREAS, The C4ISR division’s existing facilities have reached maximum capacity and are limiting new growth; and

WHEREAS, Currently C4ISR is housed in four separate buildings on the Innovation Campus; and

WHEREAS, Three of the four buildings are being leased and are not sufficient to meet all of the program needs; and

WHEREAS, This new facility will bring the C4ISR division back together and eliminate the need to lease additional space that may require extensive building modifications; and

WHEREAS, Phase 2 of the SDL building will be in the range of 37,500 square feet and will include offices, electronics and computer testing laboratories, computer server rooms, conference rooms, and a marketing board room; and

WHEREAS, Operation and maintenance funds will not be requested from the State; and

WHEREAS, An initial feasibility study by FFKR Architects has been completed and estimates the total cost for phase 2 of the facility to be \$12 million; and

WHEREAS, This project will be funded with proceeds from bonds issued under Utah State University’s existing Research Revenue System:

NOW, THEREFORE, BE IT RESOLVED, That the Utah State Board of Trustees hereby approves the new Space Dynamics Laboratory facility at the Innovation Campus using Research Revenue System bonds.

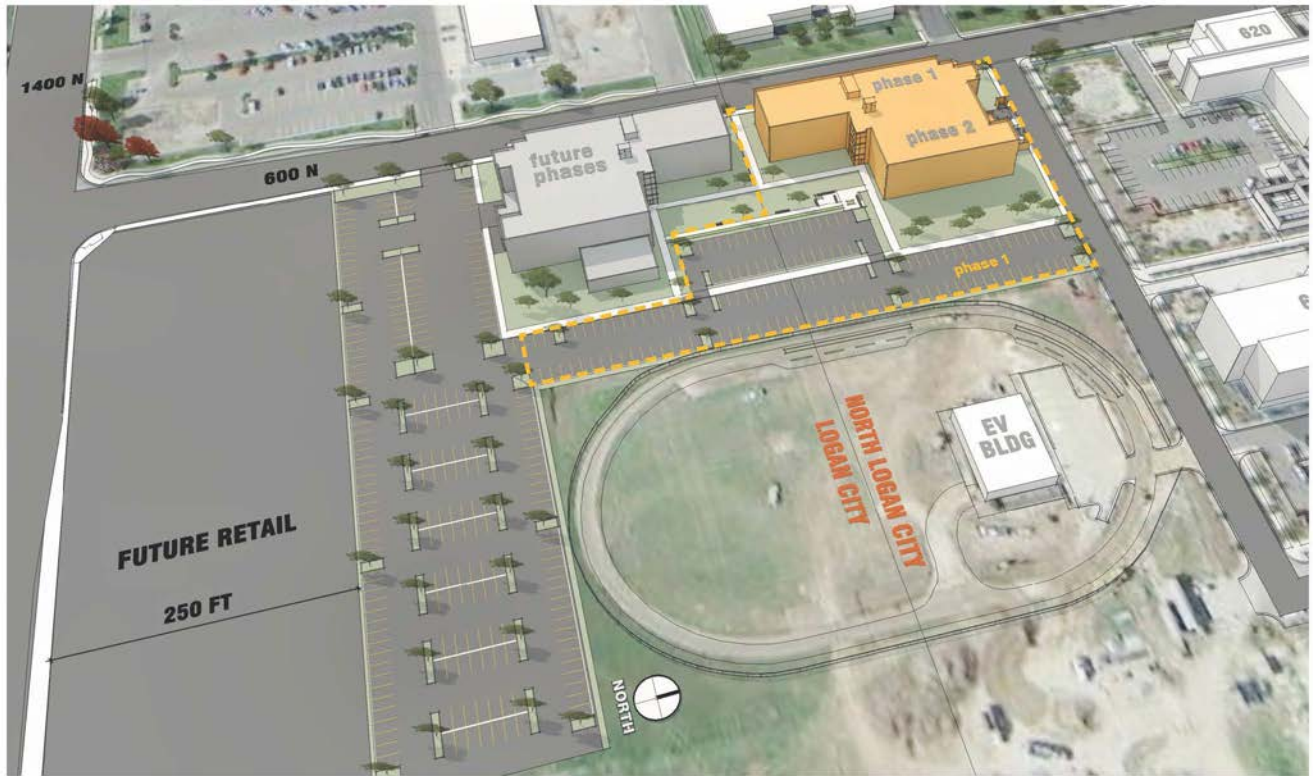
---

RESOLUTION APPROVED BY THE USU BOARD OF TRUSTEES:

---

Date

**ONE BUILDING SCHEME  
MASTER PLAN**



C4ISR Site at the USU Innovation Campus. Image courtesy CRSA Architects

**OPTION B  
VIEW FROM SW**



**ITEM FOR ACTION**

**RE:** Utah State University Master Plan

The Utah State University Main Campus and Statewide Campuses Master Plans are being presented for the Board of Trustees' consideration. The Master Plans have received the appropriate administrative review and approval.

**EXECUTIVE SUMMARY**

The 2015 Utah State University Master Plan update outlines significant changes on USU campuses since 2013, highlights proposed new projects, recaps current projects in design or under construction, and updates the five year plan to reflect current needs and priorities.

Projects recently completed include the Icon Sports Performance Center and Wayne Estes Center on the Logan campus and the Blanding Residence Hall, USU Eastern Central Instructional building, and Tooele Science and Technology building on the statewide campuses. Projects near completion include Huntsman Hall, the Aggie Recreation Center, and the Brigham City Academic Building. Projects under construction or in design include the Maverik Stadium Renovation, Biological Sciences building, Clinical Services, Valley View Residence Hall Replacement, Fine Arts Renovation, and the Space Dynamics Lab building.

**RECOMMENDATION**

The President and Vice President for Business and Finance recommend that the Utah State University Logan Campus and Statewide Campuses Master Plans be approved as presented.



**RESOLUTION  
UTAH STATE UNIVERSITY  
BOARD OF TRUSTEES**

WHEREAS, The 2015 Utah State University Master Plan update outlines significant changes on USU campuses since 2013, highlights proposed new projects, recaps current projects in design or under construction, and updates the five year plan to reflect current needs and priorities; and

WHEREAS, Projects recently completed include the Icon Sports Performance Center and Wayne Estes Center on the Logan campus and the Blanding Residence Hall, USU Eastern Central Instructional building, and Tooele Science and Technology building on the statewide campuses; and

WHEREAS, Projects near completion include Huntsman Hall, the Aggie Recreation Center, and the Brigham City Academic Building; and

WHEREAS, Projects under construction or in design include the Maverik Stadium Renovation, Biological Sciences building, Clinical Services, Valley View Residence Hall Replacement, Fine Arts Renovation, and the Space Dynamics Lab building; and

WHEREAS, A boom in enrollment on the statewide campuses fueled the need to acquire land and complete master planning for USU Eastern-Price, Uintah Basin, Brigham City, Tooele, and Moab:

NOW, THEREFORE, BE IT RESOLVED, That the Utah State University Board of Trustees hereby approves the Utah State University Logan Campus and Statewide Campuses Master Plans as presented.

---

RESOLUTION APPROVED BY THE USU BOARD OF TRUSTEES

---

Date

**ITEM FOR ACTION**

**RE: Real Property Acquisition**

The proposed real property acquisition is submitted to the Board of Trustees for consideration. It has received the appropriate administrative review and approval.

**EXECUTIVE SUMMARY**

Utah State University (USU) desires to exercise its option to purchase a parcel of developed commercial land that includes three buildings located at 1111 North 800 East, Logan Utah. The buildings together include 92 student apartment units with 255 beds and a modest amount of commercial space currently used for restaurants.

Both parties have obtained independent appraisals and have tentatively agreed upon a purchase price at fair market value. The purchase will be funded using bonds issued under the housing revenue bond system.

USU Facilities has inspected and evaluated the overall condition of the buildings including internal systems, roof, structure, etc. and found them to be in good condition.

**RECOMMENDATION**

The President and Vice President for Business and Finance recommend that the Board of Trustees approve the option to purchase the real property described above using housing system bonds.

**RESOLUTION  
UTAH STATE UNIVERSITY  
BOARD OF TRUSTEES**

WHEREAS, Utah State University (USU) desires to exercise its option to purchase a parcel of developed commercial land that includes three buildings located at 1111 North 800 East, Logan Utah; and

WHEREAS, The buildings together include 92 student apartment units with 255 beds and a modest amount of commercial space currently used for restaurants; and

WHEREAS, Both parties have obtained independent appraisals and have tentatively agreed upon a purchase price at fair market value; and

WHEREAS, The purchase will be funded using bonds issued under the housing revenue bond system; and

WHEREAS, USU Facilities has inspected and evaluated the overall condition of the buildings including internal systems, roof, structure, etc. and found them to be in good condition:

NOW, THEREFORE, BE IT RESOLVED, That the Board of Trustees hereby the option to purchase the real property described above using housing system bonds.

---

RESOLUTION APPROVED BY THE BOARD OF TRUSTEES

---

DATE