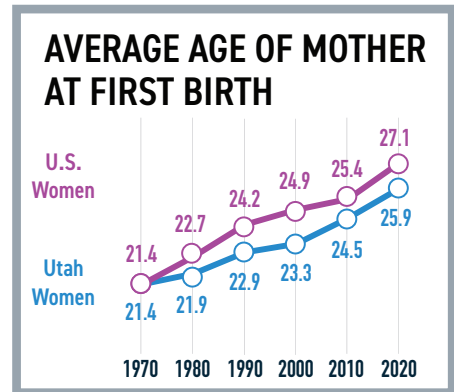

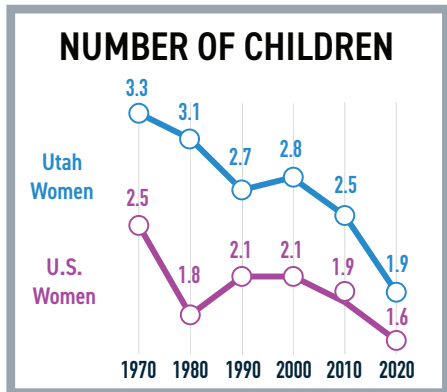


UTAH WOMEN & FERTILITY TRENDS & CHANGES FROM 1970-2021

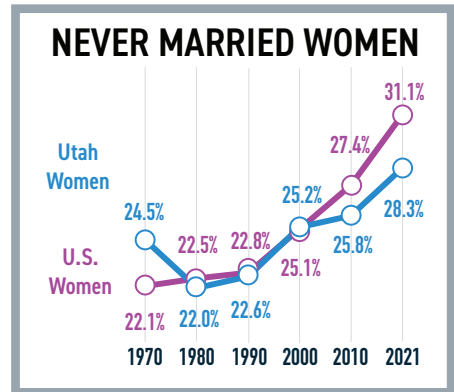
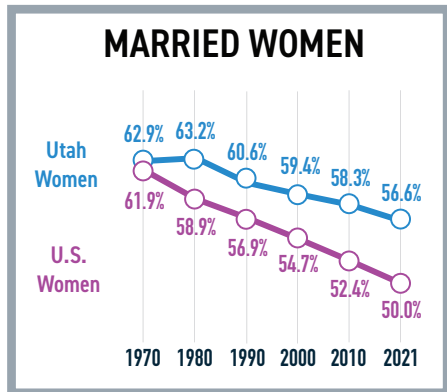
FERTILITY TRENDS

For the last 50 years, Utah's total fertility rate has been consistently ahead of the national average.



MARITAL STATUS TRENDS

Marital status has shifted over time.

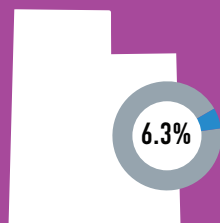
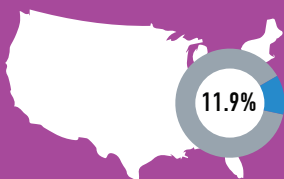


*Aged 15 and over, as share of population

*Aged 15 and over, as share of population

MARRIAGE RATES have declined

over the last



5

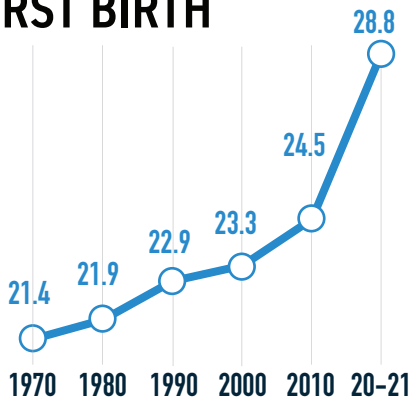
decades

CULTURAL CONTEXTS IN UTAH

AVERAGE AGE OF MOTHER AT FIRST BIRTH



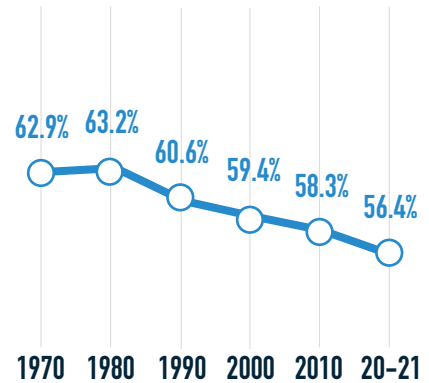
Utah Women



MARRIED WOMEN



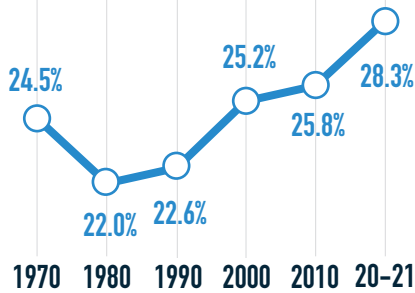
Utah Women




NEVER MARRIED WOMEN



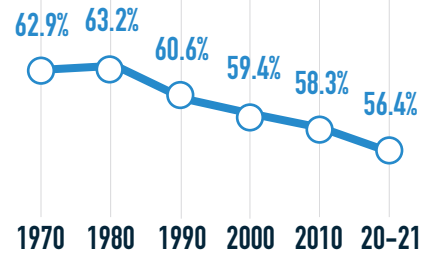
Utah Women



DIVORCED WOMEN



Utah Women



LOOKING AHEAD



Social dynamics could affect fertility rates.



Utah is undergoing change in its family makeup.



Supreme Court ruling on abortion may impact rates.



Develop ways to support childbearing in Utah.